

PRODUCTS FAMILY DECLARATION FOR D1M SERIES POWER METER OF ABB

PEP ecopassport®

Environmental Product Declaration



Document in compliance with ISO 14025: 2006 "Environmental labels and declarations. Type III environmental declarations"

ORGANIZATION ABB LV Installation Materials Co., Ltd. Beijing		CONTACT INFORMATION Leon-Lixiong Huang, leon-lixiong.huang@cn.abb.com			
ADDRESS No.17 Kangding Street, Beijing Economic-Technological Development Area, Beijing, China		WEBSITE https://new.abb.com/cn			
STATUS Approved	SECURITY LEVEL Public	REGISTRATION NUMBER PEP ecopassport® ABBG-00337-V01.01-EN	REV. 1	LANG. en	PAGE 1/13

© Copyright 2023 ABB. All rights reserved.



ABB Purpose & Embedding Sustainability

ABB is committed to continually promoting and embedding sustainability across its operations and value chain, aspiring to become a role model for others to follow. With its ABB Purpose, ABB is focusing on reducing harmful emissions, preserving natural resources and championing ethical and humane behavior.

More information on the topic about Sustainability strategy 2030 — ABB Group see the website: “<https://global.abb/group/en/sustainability/sustainability-strategy-2030>”



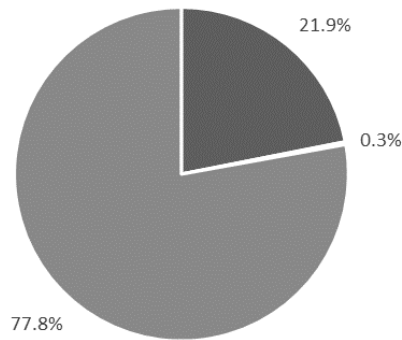
General Information

Reference product	The reference product is one unit of the D1M 15 – POWER METER produced by ABB, the representative product is D1M 15 Modbus.
Description of the product	The products are the D1M series of Power Meter which equipped with display screen for any standard application in buildings and industry, to monitor the electrical system and analyze the power quality in a single device, such as voltage, current, harmonics, frequency, power factor, energy, etc. The electricity meter series can help users accurately monitor energy efficiency while meeting their cost control requirements.
Functional unit of the representative product	<p>To measure energy consumption for the application in buildings and industry, operating with aux supply 100-230 VAC/DC, using LED screen to display and equipped with Modbus RTU communication during 10 years.</p> <p>This function is ensured in accordance with the following technical parameter for the product:</p> <p>Auxiliary Power Supply Type: Single-phase Voltage: 100-230 V AC/DC±15% Frequency: 50-60 Hz Power consumption: 5VA max Installation category: CAT III 300V class per IEC 61010-1 edition 3 Protection fuse: T1 A-277 V AC</p> <p>Voltage Measurement Input Voltage Range: 80-300 V AC (L-N) Type: Single-phase, three-phase (3P, 3P+N) Rated frequency: 50 Hz or 60 Hz Protection fuse: T1 A-277 V AC</p> <p>Current Measurement Input Current input mode: Indirect insertion with CT Rated current at secondary side of transformer: 1A or 5A Range without accuracy derating: 500mA-6A</p>
Products concerned	The products covered by this PEP are: D1M 15, D1M 15 Modbus, D1M 20 Modbus, D1M 20 Ethernet

STATUS	SECURITY LEVEL	REGISTRATION NUMBER	REV.	LANG.	PAGE
Approved	Public	PEP ecopassport® ABBG-00337-V01.01-EN	1	en	2/13



Constituent materials



■ Plastics 69.13g ■ Metal 0.83g ■ Other 245.75g

Total weight of Reference product	Net weight of the product is 183.47kg. Gross weight of packaged product is 315.71 g (including product packaging and transportation packaging).
--	---

Components	Mass (g)	Product weight, incl. product pack (g)	Product weight, incl. product pack and transportation pack (g)
Product	183.47		
Product packaging	99.36	282.83	315.71
Transportation packaging	32.88		

Plastics as % of weight		Metals as % of weight		Other as % of weight	
Name and CAS number	Weight-%	Name and CAS number	Weight-%	Name and CAS number	Weight-%
PC	12.8	Steel	0.3	PCBA	38.8
ABS	5.1	/	/	Paper	33.1
Other plastics	4.0	/	/	Wood	5.9

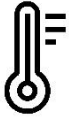
STATUS	SECURITY LEVEL	REGISTRATION NUMBER	REV.	LANG.	PAGE
Approved	Public	PEP ecopassport® ABBG-00337-V01.01-EN	1	en	3/13



Additional Environmental Information

Manufacturing	Manufacturing takes place in ABB plant of Beijing. The plant has the ISO 14001, ISO9001 certification
Distribution	/
Installation	For the installation of the product, only standard tools (electric screw) are needed.
Use	This product requires no servicing, no maintenance or additional products.
End of life	The reference product is assumed to be partly recovery, incineration and landfilled.
Benefits and loads beyond the system boundaries	/

STATUS	SECURITY LEVEL	REGISTRATION NUMBER	REV.	LANG.	PAGE
Approved	Public	PEP ecopassport® ABBG-00337-V01.01-EN	1	en	4/13



Environmental impacts

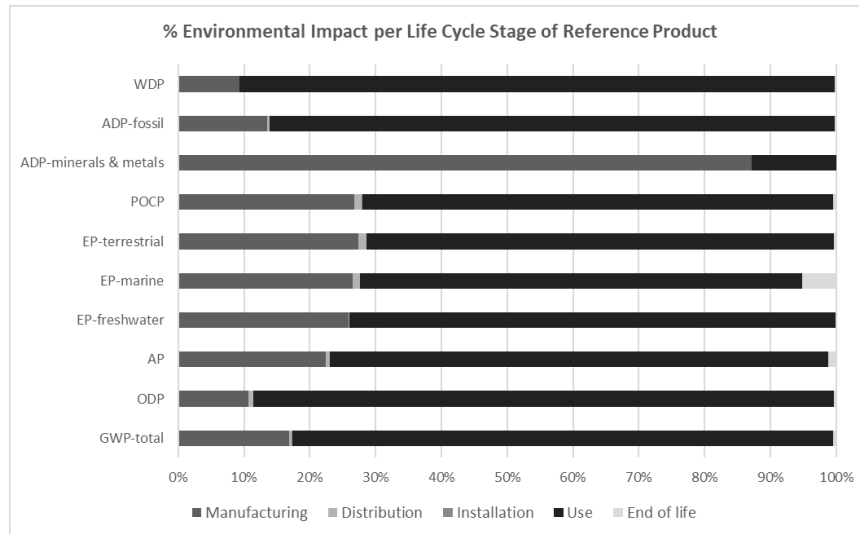
Reference lifetime	10 years.
Product category	Power Meter, PSR-0005-ed3-EN-2023 06 06 3.15 Other equipment categories 2: active product
Installation elements	Electric screw is used for installation, not other material is needed.
Use scenario	Operation for 10 years, Stand Use rate: 100 % of the RLT The duration of the operating modes: OFF: 0%, Standby: 99.5%, ON: 0.5%
Geographical representativeness	The representative product is produced in China, exported and used in European countries including Italy 72%, Spain 12%, Greece 6% and other European countries 12% in year 2022.
Technological representativeness	In the manufacturing stage, specific data was collected to calculate the environmental impact caused by the manufacturing process. For the production of raw materials and parts, datasets from Ecoinvent 3.8 were used. During the dataset selection, the technological representation was considered carefully. Datasets with the same production processes were preferred. If not available, datasets with similar production processes were chosen.
Time representativeness	The generic data were extracted from databses (mainly Ecoinvent). Furthermore, there reference years of these data are between 2011 – 2021 and is valid until 2022 meaning that no data used in the model are older than 10 years.
Software and database used	SimaPro version 9.4.0.4 & databases ecoinvent 3.8 & EF3.0

Energy model used

Manufacturing	Materials and parts production: Global electricity mix Product assembly: Electricity mix of China
Installation	Electricity mix of Europe
Use	Electricity mix of Italy, Spain, Greece and other European countries
End of life	Electricity mix of Europe

STATUS	SECURITY LEVEL	REGISTRATION NUMBER	REV.	LANG.	PAGE
Approved	Public	PEP ecopassport® ABBG-00337-V01.01-EN	1	en	5/13

Common base of mandatory indicators



Environmental impact indicators

Indicators	Unit	Total	Manufacturing	Distribution	Installation	Use	End of life	Benefits
GWP-total	kg CO ₂ eq	6.95E+01	1.17E+01	2.54E-01	3.13E-02	5.72E+01	2.72E-01	/
GWP-fossil	kg CO ₂ eq	6.59E+01	1.18E+01	2.53E-01	1.60E-02	5.36E+01	2.68E-01	/
GWP-biogenic	kg CO ₂ eq	3.46E+00	-6.02E-02	4.00E-04	1.53E-02	3.50E+00	3.89E-03	/
GWP-luluc	kg CO ₂ eq	7.55E-02	1.67E-02	1.27E-04	4.54E-06	5.86E-02	8.26E-05	/
GWP-fossil = Global Warming Potential fossil fuels GWP-biogenic = Global Warming Potential biogenic GWP-luluc = Global Warming Potential land use and land use change								
ODP	kg CFC11 eq	7.01E-06	7.45E-07	5.31E-08	1.44E-09	6.18E-06	2.28E-08	/
ODP = Depletion potential of the stratospheric ozone layer								
AP	mol H ⁺ eq	3.89E-01	8.71E-02	2.62E-03	4.86E-05	2.94E-01	4.81E-03	/
AP = Acidification potential, Accumulated Exceedance								
EP-freshwater	kg P eq	4.20E-02	1.09E-02	1.72E-05	1.61E-06	3.11E-02	1.32E-05	/
EP-marine	kg N eq	6.59E-02	1.75E-02	6.78E-04	2.04E-05	4.43E-02	3.36E-03	/
EP-terrestrial	mol N eq	6.25E-01	1.72E-01	7.49E-03	1.63E-04	4.44E-01	2.19E-03	/
EP-freshwater = Eutrophication potential, fraction of nutrients reaching freshwater end compartment EP-marine = Eutrophication potential, fraction of nutrients reaching marine end compartment EP-terrestrial = Eutrophication potential, Accumulated Exceedance								
POCP	kg NMVOC eq	1.76E-01	4.70E-02	2.06E-03	5.20E-05	1.26E-01	8.22E-04	/
POCP = Formation potential of tropospheric ozone								
ADP-minerals & metals	kg Sb eq	3.90E-03	3.40E-03	8.87E-07	8.21E-08	4.99E-04	5.95E-07	/
ADP-fossil	MJ	1.02E+03	1.39E+02	3.54E+00	1.22E-01	8.80E+02	2.47E+00	/
ADP-minerals & metals = Abiotic depletion potential for non-fossil resources ADP-fossil = Abiotic depletion for fossil resources potential								
WDP	m ³ world eq. depr.	3.46E+01	3.20E+00	1.16E-02	1.83E-03	3.13E+01	7.06E-02	/
WDP = Water Deprivation potential								

Common base of mandatory indicators

Inventory flows indicator - Resource use indicators

Indicators	Unit	Total	Manufacturing	Distribution	Installation	Use	End of life	Benefits
PERE	MJ	2.70E+02	1.53E+01	4.29E-02	5.34E-03	2.55E+02	2.99E-01	/
PERM	MJ	1.64E+00	1.64E+00	0.00E+00	0.00E+00	0.00E+00	0.00E+00	/
PERT	MJ	2.72E+02	1.69E+01	4.29E-02	5.34E-03	2.55E+02	2.99E-01	/
PENRE	MJ	1.02E+03	1.36E+02	3.54E+00	1.22E-01	8.80E+02	2.47E+00	/
PENRM	MJ	2.20E+00	2.20E+00	0.00E+00	0.00E+00	0.00E+00	0.00E+00	/
PENRT	MJ	1.02E+03	1.39E+02	3.54E+00	1.22E-01	8.80E+02	2.47E+00	/

PERE = Use of renewable primary energy excluding renewable primary energy resources used as raw materials

PERM = Use of renewable primary energy resources used as raw materials

PERT = Total Use of renewable primary energy resources

PENRE = Use of non-renewable primary energy excluding non-renewable primary energy resources used as raw materials

PENRM = Use of non-renewable primary energy resources used as raw materials

PENRT = Total Use of non-renewable primary energy resources

Inventory flows indicator - Indicators describing the use of secondary materials, water, and energy resources

Indicators	Unit	Total	Manufacturing	Distribution	Installation	Use	End of life	Benefits
SM	kg	0.00E+00	0.00E+00	0.00E+00	0.00E+00	0.00E+00	0.00E+00	/
RSF	MJ	0.00E+00	0.00E+00	0.00E+00	0.00E+00	0.00E+00	0.00E+00	/
NRSF	MJ	0.00E+00	0.00E+00	0.00E+00	0.00E+00	0.00E+00	0.00E+00	/
FW	M ³	9.68E-01	9.79E-02	3.83E-04	6.20E-05	8.68E-01	2.15E-03	/

SM = Use of secondary material

RSF = Use of renewable secondary fuels

NRSF = Use of non-renewable secondary fuels

FW = Use of net fresh water

Inventory flows indicator - Waste category indicators

Indicators	Unit	Total	Manufacturing	Distribution	Installation	Use	End of life	Benefits
Hazardous waste disposed	kg	4.83E-03	3.45E-03	8.16E-06	5.50E-07	1.37E-03	5.87E-06	/
Non-hazardous waste disposed	Kg	5.54E+00	1.20E+00	1.28E-01	1.13E-01	3.01E+00	1.08E+00	/
Radioactive waste disposed	Kg	3.83E-03	3.17E-04	2.33E-05	6.92E-07	3.48E-03	1.34E-05	/

Common base of mandatory indicators

Inventory flows indicator – Output flow indicators

Indicators	Unit	Total	Manufacturing	Distribution	Installation	Use	End of life	Benefits
Components for reuse	kg	0.00E+00	0.00E+00	0.00E+00	0.00E+00	0.00E+00	0.00E+00	/
Materials for recycling	Kg	3.88E-03	0.00E+00	0.00E+00	0.00E+00	0.00E+00	3.88E-03	/
Materials for energy recovery	Kg	2.85E-02	0.00E+00	0.00E+00	0.00E+00	0.00E+00	2.85E-02	/
Exported energy	MJ	0.00E+00	0.00E+00	0.00E+00	0.00E+00	0.00E+00	0.00E+00	/

Note: In manufacturing stage, the recycled content of raw materials is 0, and scrap value is 30% according to PSR. In EoL stage, recovery rate and disposal rate is based on PCR.

Inventory flow indicator – other indicators

Indicators	Unit	Total	Manufacturing	Distribution	Installation	Use	End of life	Benefits
Biogenic carbon content of the product	kg of C	0.00E+00	/	/	/	/	/	/
Biogenic carbon content of the associated packaging	kg of C	4.40E-02	/	/	/	/	/	/

Note: As no biogenic carbon in the product, thus, only the biogenic carbon in the packaging was calculated. Of the product packaging and packaging for transportation, the materials containing biogenic carbon are wood pallet and paper board.

STATUS	SECURITY LEVEL	REGISTRATION NUMBER	REV.	LANG.	PAGE
Approved	Public	PEP ecopassport® ABBG-00337-V01.01-EN	1	en	8/13

Family of Products Extrapolation Rules

To determine the environmental impact of a product covered by the PEP other than the representative product, the following rules apply:

1) Manufacturing stage

The impact for this phase of a product covered by the PEP other than the representative product is proportional to weight of the product, thus, the impacts should be calculated by multiple the coefficients factor_1 in Table 5 by the environmental impact for this phase of the representative product.

2) Distribution

The impact for this phase of a product covered by the PEP other than the representative product is proportional to the packaged product weight, thus, the impacts should be calculated by multiple the coefficients factor_2 in Table 5 by the environmental impact for those phases of the representative product.

3) Installation

The impact for this phase of a product covered by the PEP other than the representative product is proportional to weight of the product packaging, thus, the impacts should be calculated by multiple the coefficients factor_3 in Table 5 by the environmental impact for those phases of the representative product.

4) Use

The environmental impact for B1-B6 stage of a product covered by the PEP other than the representative product is proportional to the amount of the electricity used in use stage, thus, the impacts should be calculated by multiple the factor_4 in Table 5 by the environmental impact for this phase of the representative product.

5) End of life phases

The impact for this phase of a product covered by the PEP other than the representative product is proportional to weight of the product, thus, the impacts should be calculated by multiple the coefficients factor_1 in Table 5 by the environmental impact for this phase of the representative product.

STATUS	SECURITY LEVEL	REGISTRATION NUMBER	REV.	LANG.	PAGE
Approved	Public	PEP ecopassport® ABBG-00337-V01.01-EN	1	en	9/13

Extrapolation rules for Manufacturing, Distribution, Installation, Use and End of life phases

Phases	Manufacturing	Distribution	Installation	Use	End of life
Factors	Factor_1	Factor_2	Factor_3	Factor_4	Factor_1
D1M 15	0.97	0.98	0.99	0.94	0.97
D1M 15 Modbus	1.00	1.00	1.00	1.00	1.00
D1M 20 Modbus	1.06	1.02	0.95	0.63	1.06
D1M 20 Ethernet	1.04	1.02	0.99	1.05	1.04

STATUS	SECURITY LEVEL	DOCUMENT ID.	REV.	LANG.	PAGE
Approved	Public	PEP ecopassport® ABBG-00337-V01.01-EN	1	en	10/13

Environmental Impact Indicator Glossary

Impact indicators

Indicator	Description	Distribution
Global warming potential (GWP) - total	Indicator of potential global warming caused by emissions to air contributing to the greenhouse effect. The total global warming potential (GWP-total) is the sum of three sub-categories of climate change. GWP-total = GWP-fossil + GWP-biogenic + GWP- land use and land use change	kg CO ₂ eq.
Ozone depletion (ODP)	Emissions to air that contribute to the destruction of the stratospheric ozone layer	kg CFC-11 eq.
Acidification of soil and water (A)	Acidification of soils and water caused by the release of certain gases to the atmosphere, such as nitrogen oxides and sulphur oxides	H+ eq.
Eutrophication (E)	Indicator of the contribution to eutrophication of water by the enrichment of the aquatic ecosystem with nutritional elements, e.g. industrial or domestic effluents, agriculture, etc. This indicator is divided to three: freshwater, marine and terrestrial.	kg P eq., kg N eq., mole N eq.
Photochemical ozone creation (POCP)	Indicator of emissions of gases that affect the creation of photochemical ozone in the lower atmosphere (smog) because of the rays of the sun.	kg NMVOC eq.
Depletion of abiotic resources – elements (ADPe)	Indicator of the depletion of natural non-fossil resources	kg Sb eq.
Depletion of abiotic resources – fossil fuels (ADPf)	The use of non-renewable fossil resources in an unsustainable way (e.g. from material to waste)	MJ (lower heating value)
Water Deprivation potential (WDP)	Deprivation-weighted water consumption. Assesses the potential of water deprivation, to either humans or ecosystems, building on the assumption that the less water remaining available per area, the more likely another user will be deprived.	m ³ world eq. depr.

Resource use indicators


Indicator	Description	Distribution
Total use of primary energy	Total use of non-renewable primary energy resources (primary energy and primary energy resources used as raw materials) + Total use of renewable primary energy resources (primary energy and primary energy resources used as raw materials)	MJ (lower heating value)

STATUS	SECURITY LEVEL	DOCUMENT ID.	REV.	LANG.	PAGE
Approved	Public	PEP ecopassport® ABBG-00337-V01.01-EN	1	en	11/13

References

-
- PEP Ecopassport PROGRAM PCR-Product Category Rules for Electrical, Electronic and HVAC-R Products (PCR-ed4-EN-2021 09 06).
 - PEP Ecopassport PROGRAM PSR-SPECIFIC RULES FOR Electrical switchgear and control gear Solutions (PSR-0005-ed3-EN-2023 06 06).
 - ISO (2006a). ISO 14025:2006, Environmental labels and declarations – Type III environmental declarations – Principles and procedures.
 - ISO (2006b). ISO 14040:2006/Amd 1:2020, Environmental management – Life cycle assessment – Principles and framework— Amendment 1.
 - ISO 14044:2006/Amd 1:2017/Amd 2:2020 Environmental management – Life cycle assessment – Requirements and guidelines.
 - ISO 14020:2000, Environmental labels and declarations — General principles.
 - ISO 14025:2006 “Environmental labels and declarations. Type III environmental declarations.
 - EN 50693:2019, Product category rules for life cycle assessments of electronic and electrical products and systems.
 - EN 15804 +A2:2019, Sustainability of construction works - Environmental product declarations - Core rules for the product category of construction products.
 - LCA report –D1M Series of Power Meter, 08-2023.
-

STATUS	SECURITY LEVEL	DOCUMENT ID.	REV.	LANG.	PAGE
Approved	Public	PEP ecopassport® ABBG-00337-V01.01-EN	1	en	12/13

Registration number:	Drafting Rules: <i>PCR-ed4-EN-2021 09 06</i>
ABBG-00337-V01.01-EN	Supplemented by: <i>PSR-0005-ed3-EN-2023 06 06</i>
Verifier accreditation number: VH50	Information and reference documents: www.pep-ecopassport.org
Date of issue: 09-2023	Validity period: 5 years
Internal: <input type="checkbox"/>	External: <input checked="" type="checkbox"/>
Independent verification of the declaration and data, in compliance with ISO 14025: 2006	
The PCR review was conducted by a panel of experts chaired by Julie ORGELET (DDemain)	
PEP are compliant with XP C08-100-1: 2016 or EN 50693:2019 The components of the present PEP may not be compared with components from any other program.	
Document in compliance with ISO 14025: 2006, Environmental labels and declarations. Type III environmental declarations	

STATUS	SECURITY LEVEL	DOCUMENT ID.	REV.	LANG.	PAGE
Approved	Public	PEP ecopassport® ABBG-00337-V01.01-EN	1	en	13/13