

Module lifting solutions

Safe manoeuvring of ACS800/ACS880 drive modules



Drive modules are heavy objects with a high center of gravity, so moving them can cause a risk of tipping over. However, moving these modules is a necessary part of the installation and maintenance process during the lifetime of the drive. ABB offers different tools to ensure that moving the modules becomes easier and safer for service personnel.

When is ramp needed?

Cabinet bottom structural bars are always at least 50 mm high from the floor level. For that the height difference, a ramp is needed. In the case there is a plinth underneath there are also ramps available for some module types. Ramp availability depends on your drive module and facility. To avoid the risk of the ramp getting too steep it might be necessary to use the lifter instead.

When is module lifter or hoist needed?

A module lifter is meant for the modules with wheels. It should be used in case the cabinet plinth is high, or when the space in front of the cabinet is too limited for using ramps. A hoist is used for manoeuvring the modules over 25 kg without wheels.

When is handle needed?

A handle is designed to be attached on the top-front of the module. The handle is a good tool for many module types and can be used together with other manoeuvring equipment.

Main benefits



**Reduces risks
at the workplace**

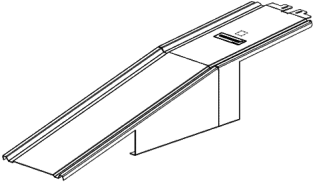
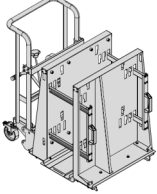
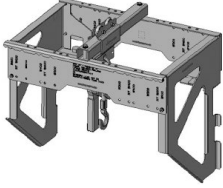



**Improves efficiency
of the product process**



**Certified, reliable
solutions**

Portfolio of manoeuvring tools

Equipment	Description
Ramp	
	<ul style="list-style-type: none">• If a ramp has been delivered with the drive, please store it for the further use.• A high/long ramp requires lots of free space in front of the cabinet. A high plinth may prevent using the ramp.• A ramp is available for ACS800 R8i/D3-D4/ALCL: normal ramp with no plinth, ACS880-04 R10/R11: adjustable version, ACS880 R8i/D8/BLACK: with no plinth, ACS880 R8 i/D8T/BLACK for 100 mm and 200 mm plinth.
Module lifter	
	<ul style="list-style-type: none">• Used when cabinet plinth is high (max range 600 mm, min 200 mm) and/or narrow space does not allow using ramp.• Has a hydraulic pump that enhances the process of pushing the module upwards or slowing it down on the way downwards.• Provides better module control.• A module lifter is available for air cooled ACS800 R8i, ACS800 ALCL, ACS880 R8i, ACS880 D8T, ACS880 BLCL, ACS880 BDCL and ACS880 BL modules.
Hoist	
	<ul style="list-style-type: none">• Has large variety of adapter plates for connecting different module types/frames.• Available for ABB and Rittal cabinets.• A service platform is needed with ACS800/880 R8iLC modules.
Handle	
	<ul style="list-style-type: none">• Easy to use. No special tools are required to mount the handle. Can be attached to the front plate of the inverter module with a screw that is attached to the handle itself.• Provides finger protection.• The handle is meant for ACS800-104 R8i inverter and supply modules, ACS880-104 R8i inverter and supply modules, ACS880-304 D8x supply modules, ACS800-704 D4 supply modules and the following filter modules: ALCL-1x, ALCL-2x, BLCL-1x, and BLCL-2x.

For more information, please contact your local ABB representative or visit:

new.abb.com/service/motion

new.abb.com/channel-partners/search

We reserve the right to make technical changes or modify the contents of this document without prior notice. With regard to purchase orders, the agreed particulars shall prevail. ABB does not accept any responsibility whatsoever for potential errors or possible lack of information in this document.

We reserve all rights in this document and in the subject matter and illustrations contained therein. Any reproduction, disclosure to third parties or utilization of its contents – in whole or in parts – is forbidden without prior written consent of ABB. Copyright© 2022 ABB. All rights reserved.