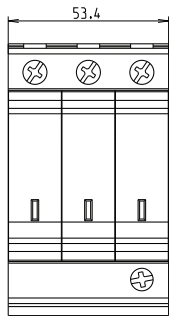
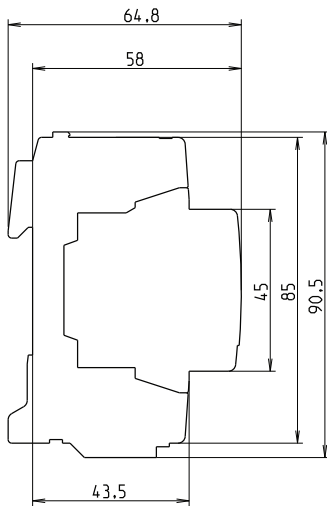



OVR DIN Rail SPD OVRT23L15150PU UL 1449 3rd Edition



Electrical Characteristics

Protection mode		L-L / L-G
Number of poles / Type of current		3 / AC
Type / Test class		UL 1449 3rd Ed. - Type 4 for Type 2 apps IEC 61 643-1 2nd Ed - T2 / II
Nominal voltage (U_n) (L-N / L-L)	V	120 +/- 15% / 208 +/- 15%
Frequency	Hz	50-60
Maximum continuous operating voltage (U_c) (L-N / L-L)	V	175 / 350
Voltage protection level (U_{res}) - 3/5/10kA (L-G)	kV	0.6/0.7/0.8
Voltage Protection Rating (VPR - UL 3rd Ed.) (L-G)	kV	0.6
Nominal discharge current (I_n @ 8/20)	kA	5
Maximum discharge current (I_{max} @ 8/20)	kA	15
Follow current interrupt rating (I_f)	A	None
Response time	ns	<25
Operating current (I_o)	mA	<0.1
Short circuit withstand current (I_{sc})	kA	200
Integrated thermal disconnecter		Yes
State indicator		Yes
Safety reserve		No
Remote indicator		No
Disconnecter	Circuit breaker - B or C curve	A
	Class J fuse	A
		≤125
		≤100

Mechanical Characteristics

Wire range - solid wire	AWG	4-14
Wire range - stranded wire	AWG	6-14
Stripping length	in	0.5
Tightening torque	in-lbs	24.5
Degree of protection		NEMA 1

Remote Indicator

Type of contact		-
Minimum load		-
Maximum load		-
Connection cross section	AWG	-

Miscellaneous Characteristics

Operating temperature	F	-40° to 176°
Maximum altitude	ft	6562
Weight	lb	0.75
Color of housing / Fire resistance according to UL 94		Gray RAL 7035 / V-0
Reference standards		UL 1449 3rd Ed, IEC 61 643-1 2nd Ed

Replacement Cartridges

Phase		OVRT215150CU
Neutral		-

Contact Us

ABB Inc.

Low Voltage Control Products

16250 W. Glendale Drive

New Berlin, WI 53151

Phone: 888-385-1221

Fax: 800-726-1441

USA Technical Support & Customer Service:

888-385-1221, Option 4

7:30AM to 5:30PM, CST,

Monday - Friday

lvps.support@us.abb.com

Web: www.abb.us/lowvoltage