


---

PRODUCT CATALOG

# T&B Liquidtight Systems™

Global products for global solutions





---

**ABB T&B Liquidtight Systems™, the industry leader in cable protection products, has expanded its top-quality line of flexible metal conduits and fittings to the world, making it easier than ever for you to find exactly what you need for your job, no matter where on the globe you are.**

---

# Table of contents

<b>004</b> –009	<b>Introduction</b>
<b>010</b> –013	<b>Overview</b>
<b>014</b> –017	<b>Quick Selection Guide</b>
<b>020</b> –025	<b>General Purpose</b>
<b>026</b> –027	<b>Aluminum</b>
<b>028</b> –033	<b>Wide &amp; Extreme Temperature</b>
<b>034</b> –037	<b>Computer Blue &amp; Application Specific</b>
<b>038</b> –041	<b>Halogen Free</b>
<b>042</b> –045	<b>EMI/RFI</b>
<b>046</b> –049	<b>Stainless Steel</b>
<b>050</b> –053	<b>Food &amp; Beverage</b>
<b>054</b> –055	<b>Technical Data</b>
<b>056</b> –059	<b>Chemical Resistance</b>
<b>060</b> –063	<b>Ingress Protection &amp; Standards</b>
<b>064</b> –070	<b>Index</b>
<b>071</b> –073	<b>Notes</b>

# ABB T&B Liquidtight Systems™

## Everything you need, Anywhere in the world

ABB T&B Liquidtight Systems™, the industry leader in cable protection products, has expanded its top-quality line of flexible metal conduits and fittings to the world, making it easier than ever for you to find exactly what you need for your application, no matter where on the globe you are.

### Use them anywhere

All T&B Liquidtight Systems products have been carefully vetted for compliance with worldwide standards, so you can be assured of your ability to use them in any country.

### Easy to find what you need

We have made it easier than ever to solve the puzzle of finding the products that are necessary to complete your jobs. Using the new Quick Select Tables, you can order a full line of conduits, fittings, seal gaskets and accessories, all configured for the unique needs of the job whether you require data security, chemical and corrosion resistance, wide or extreme temperature tolerance, food and beverage installations, electromagnetic protection, lightweight aluminum materials or just a general application with T&B Liquidtight's characteristically high ingress protection. Simply choose your job application, choose your trade size and the chart does the rest to help you find what you need.

### Highest Quality

All T&B Liquidtight fittings and conduits have been rigorously tested to ensure that they meet the same special standards. Each product offers the highest quality core materials and jacket extrusions with trade sizes ranging from 3/8-inch to 6-inch (12 mm to 155 mm), meeting world standards including UL, CSA, IEC/EN or CE. The line covers a full range of ingress protection ratings and temperature ratings. So no matter where you are in the world, the system solution you need for your application is here..









# Introduction

## T&B Liquidtight Systems™ Solutions

- 01 General purpose
- 02 Aluminum
- 03 Wide & extreme temperatures
- 04 Computer blue

### General Purpose

#### Typical Applications

- Panel builders & machine OEMs
- Infrastructure
- Industrial installations

T&B Liquidtight's general purpose conduit and fittings bring the reliability and tight ingress protection of the T&B Liquidtight line to multiple uses, from the speedy installation of Quick Connect® fittings to the corrosion protection of stainless steel. A T&B Liquidtight product is available to meet all certifications, including UL, CSA or CE, no matter where in the world you use them.

#### Products:

- **Conduit:**
  - LTGU General Purpose, UL listed.
  - LTGE General Purpose, CE Cert.
  - LTGC General Purpose, CSA cert.
  - LTOE Oil Resistant, CE Cert.

#### Fittings:

- Ser. 5200/5300 Steel.
- Ser. 5200/5300 GR Grounding.
- Ser. 5300-PT Quick Connect® Steel.

### Aluminum

#### Typical Applications

- Suspended electrical systems
- Mass transit
- Corrosive environments

Aluminum conduit and fittings from T&B Liquidtight offer excellent corrosion protection along with light weight. Aluminum conduit systems are typically 35-45% lighter than steel systems. General purpose and halogen free products are available.

#### Products:

- **Conduit:**
  - LTAE Aluminum, CE Cert.
  - LTLE Halogen Free Aluminum, CE Cert.
- **Fittings:**
  - Ser. 5200AL Aluminum.
  - Ser. 5200AL GR Grounding.





## Wide & Extreme Temperatures

### Typical Applications

- Ovens and furnaces
- Foundries
- Extreme indoor/outdoor environments

High heat and extreme cold can attack and destroy unprotected connections in outdoor installations, ovens or the factory floor. T&B Liquidtight wide temperature range conduit and fittings remain flexible and sealed in temperatures as extreme as -60 to +150 degrees C (-76 to +302 degrees F).

### Products

#### • Conduit:

LTTU Wide Temp, UL Listed.  
LTTE Wide Temp, CE Cert.  
LTXE Extreme Temp, CE Cert.  
LT6XE Extreme Temp, SST.

#### • Fittings:

Ser. 5300 Steel  
Ser. 5300-HT High Temp.  
Ser. 5300SST6HT Stainless Steel High Temp.

## Computer Blue

### Typical Applications

- Data centers & computer rooms
- Information technology
- Color-coded systems

Computer Blue conduits and fittings protect critical connections from a wide range of hazards, including water, oils, cutting fluids and mild acids. Available in optional colors for application-specific solutions such as safety, fire protection, power and control circuits. All are listed and marked for direct burial in earth or poured concrete.

### Products

#### • Conduit:

LTBU Computer Blue, UL Listed.  
LTBU Application Specific Colors, UL Listed.

#### • Fittings:

Ser. 5200/5300 Steel.  
Ser. 5300-NB Nickel Plated Brass.



# Introduction

## T&B Liquidtight Systems™ Solutions

- 05 Halogen-free
- 06 EMC (EMI/RF)
- 07 Stainless steel
- 08 Food & beverage

### Halogen-Free

#### Typical Applications

- Subways and tunnels
- Confined public spaces
- Commercial buildings

Halogen-free conduit and fittings from T&B Liquidtight Systems are designed to avoid releasing corrosive gases in conditions where spaces are confined and fire survivability is a paramount issue for people and sensitive equipment. Available in galvanized steel core or aluminum core for lightweight performance.

#### Products

- **Conduit:**
  - LTZE Halogen Free, CE Cert.
  - LTZU Halogen Free, UL Listed.
  - LTLE Halogen Free, Aluminum CE Cert.
- **Fittings:**
  - Ser. 5200/5300 Steel
  - Ser. 5300-NB Nickel-Plated Brass

### EMC (EMI/RF)

#### Typical Applications

- Factory automation
- Communication systems
- Electronic controls

Where protection from EMI/RFI is paramount to keep sensitive equipment running, T&B Liquidtight Systems has the cladding you need. The conduit range is available with standard, mid- and high-performance EMC screening, with built-in protection from liquids and dust.

#### Products

- **Conduit:**
  - LTEU Standard Performance EMC, CE Cert.
  - LTME Mid-Performance EMC, CE Cert.
  - LTCE High-Performance EMC, CE Cert.
- **Fittings:**
  - Ser. 5300-NB Nickel-Plated Brass.
  - Ser. 5200/5300 Steel.





## Stainless Steel

### Typical Applications

- Highly corrosive environments
- Chemical washdown areas
- Food & beverage processing

Stainless Steel conduit and fittings from T&B Liquidtight Systems are specially designed to shed liquids and preserve connections against the effects of corrosive environments. Systems are available for a wide range of conditions, from general purpose to extreme temperatures or food & beverage installations.

### Products

- **Conduit:**
  - LT4GE General Purpose 304 SST, CE Cert.
  - LT6GE General Purpose 316L SST, CE Cert.
  - LT6XE Extreme Temp 316L SST, CE Cert.
  - LT6FE Food & Beverage 316L SST, CE Cert.
- **Fittings:**
  - Ser. 5300SST6 Stainless Steel 316
  - Ser. 5300SST6HT Stainless Steel 316 High Temp.
  - Ser. 5300-NB Nickel-Plated Brass

## Food & Beverage

### Typical Applications

- Food & Beverage plants
- Pharmaceutical machinery
- Sterile manufacturing plants

Where hygiene is paramount, electrical connections must stand up to the pressure of harsh cleaning. T&B Liquidtight conduit and fittings are specifically designed to deliver reliable, long-lasting service, despite the pressure. Available with galvanized steel or stainless steel 316L cores. Some options clad in NSF-certified, FDA-approved compounds.

### Products

- **Conduit:**
  - LTFE Food & Bev, UL Listed CE Cert.
  - LTFU Food & Bev, UL Listed.
  - LT6FE Food & Bev, 316L SST, CE Cert.
- **Fittings:**
  - Ser. 5300 SST6 SST 316
  - Ser. 5300SST6HT SST 316 High Temp.
  - Ser. 5300-NB Nickel-Plated Brass.



# Overview

## Liquidtight metallic & non-metallic fittings

### Liquid-tight flexible metallic conduit fittings

T&B Liquidtight fittings for flexible metal conduits are suitable for a wide range of installations, including heavy industrial applications. Our liquid-tight fittings are designed to stand up to demanding, wet or corrosive environments, including power and petrochemical plants, paper mills, and anywhere high performance is a requirement.

#### Features of T&B Liquidtight Fittings include:

- Safe Edge® ground cone design that accepts variations in raceway convolutions and provides a positive bond
- Continuous sealing ring that completely surrounds the conduit to ensure a liquid-tight seal
- Zinc chromatic plating for longer life and exceptional appearance
- The broadest liquid-tight line in the industry:
  - Steel
  - Steel grounding
  - Steel high temperature
  - Aluminum
  - Aluminum grounding
  - Stainless steel 316
  - Stainless steel 316 high temp
  - Nickel plated brass
  - Steel Quick Connect®
  - Seal gasket
  - Mesh grips
  - Lock nuts
  - Chase fittings

### Liquidtight fittings for special applications

#### The Revolver® Externally Grounded Fitting

The Revolver liquid-tight grounding fitting is our latest breakthrough in convenience to save time and money on the job while delivering a quality connection.

The grounding lug of the new Revolver connector can be rotated in a full circle for convenient positioning that doesn't change when you tighten it. Plus, it's available for the first time in aluminum. It's the newest innovation in ABBs' versatile line of Liquid-tight Connectors - fittings you can count on for liquid-tight and dust-tight connections, because all our products revolve around your needs.

#### CHASE® Style Fittings

Where space is tight, our CHASE fittings enable for compact connections within an enclosure.

#### Sealing Gaskets

ABB sealing gaskets are resistant to oil, coolants and hydraulic fluids as well as water, with a stainless steel retaining clip that ensures a quality seal. They're the ideal match to our liquid-tight connectors for a safe and secure seal.





## Overview

# Liquidtight fittings, engineered to perform in the toughest environments

### T&B Liquidtight metallic flexible conduit fittings

- 1. Gland deflects water** away from connector and prevents “pooling” of moisture. Look for the distinctive pumpkin appearance of the gland nut.
- 2. Self-Cleaning Threads** inside gland nut keep dirt and grime out of the threads as you tighten.
- 3. Double Beveled Sealing Ring** is designed with five unique sealing mechanisms and cannot be installed backwards. Manufactured of high-temperature rated thermoplastic to demanding specifications. Look for the unique T&B blue color ensuring the highest quality fitting.
- 4. Safe Edge® Ground Cone** provides superior bonding, stronger pullout, easy threading and conductor protection. Look for the distinctive “ski slope” appearance within the “pumpkin” gland nut.
- 5. Heat-Curled Insulator** provides excellent wire protection and easier glide of conductors through and into the fitting. In addition, the heat-curved finish gives the insulator more strength than glue-in insulators. Look for the unique T&B blue color ensuring the highest quality fitting.
- 6. Precision Machined Rolled Threads** provide smooth, easy installations.
- 7. Tempered Cast Locknut with Teeth** provides superior strength and electrical bonding and can be installed without a wrench in the enclosure.
- 8. Revolver® Grounding Fitting** Saves time and money using our infinitely adjustable rotating ground lug. Simply align the lug in your preferred position and tighten the gland. You'll never need to worry about tightening it into an inconvenient position again.



Add suffix -GR to the fitting catalog number to order the Revolver® Grounding version.



## T&B Liquidtight flexible metallic conduits

### Product overview



Part No.	LTGU	LTGE	LTGC	LTOE	LTAE	LTTU	LTTE	LTXE	LT6XE		
Typical application		General Purpose		Oil Res.	Aluminium	Wide Temperature		Extreme Temperature			
<b>Construction/materials</b>											
Core material	Galv. Steel	Galv. Steel	Galv. Steel	Galv. Steel	Aluminium	Galv. Steel	Galv. Steel	Galv. Steel	SST 316L		
Jacket material	PVC	PVC	PVC	PVC	PVC	PVC	PVC	TPR	TPR		
Copper bonding wire	•	–	–	–	–	•	–	–	–		
Shielded, Copper Tin Braid	–	–	–	–	–	–	–	–	–		
Designed to UL 360 ID/OD Dim.	•	•	•	•	•	•	•	•	•		
<b>Conduit Colours</b>											
Standard	Grey	Grey	Black	Grey	Grey	Grey	Grey	Black	Black		
Optional (Optional)	Black	Black	–	–	Black	–	–	–	–		
Application specific	–	–	–	–	–	–	–	–	–		
<b>Trade Sizes</b>											
UL (inches)	3/8 - 4	3/8 - 6	3/8 - 4	3/8 - 6	3/8 - 6	3/8 - 4	3/8 - 6	3/8 - 4	3/8 - 4		
CSA (mm)	12 - 103	12 - 155	12 - 103	12 - 155	12 - 155	12 - 103	12 - 155	12 - 103	12 - 103		
ISO/BS EN (mm)	16 - 100	16 - 100	16 - 100	16 - 100	16 - 100	16 - 100	16 - 100	16 - 100	16 - 100		
<b>Ingress Ratings (with appropriate fitting)</b>											
UL 50E Indoor Type 4, 12, 13	•	•	•	•	•	•	•	•	•		
UL 50E Outdoor Type 3, 3R, 4	•	•	•	•	•	•	•	•	•		
CSA C22.2, No.94: 3, 3R, 4, 12, 13	•	•	•	•	•	•	•	•	•		
IEC/EN 60529 IP66, IP67	•	•	•	•	•	•	•	•	•		
NEMA 250: 3, 3R, 4, 12, 13	•	•	•	•	•	•	•	•	•		
NEMA 250: 4X	–	–	–	–	•	–	–	•	•		
<b>Characteristics</b>											
<b>Temperature Ranges</b>											
UL 360	Dry	°C	-30 to +80	–	–	–	-55 to +105	–	–		
CSA C22.2, No. 56	Dry	°C	-30 to +75	–	-40 to +75	–	-50 to +75	–	–		
General	Dry	°C	–	-20 to +80	–	-30 to +80	-20 to +80	–	-55 to +105	-60 to +150	-60 to +150
IEC EN 61386-1, -23	General	°C	-25 to +90	-15 to +60	-45 to +90	-25 to +90	-15 to +60	-45 to +105	-45 to +105	-45 to +150	-45 to +150
UV resistance	•	•	•	•	•	•	•	•	•		
Flexible	•	•	•	•	•	•	•	•	•		
Low fire hazard	–	–	–	–	–	–	–	•	•		
Halogen free	–	–	–	–	–	–	–	•	•		
EMI screen	–	–	–	–	–	–	–	–	–		
Mechanical strength	High	Medium	High	Medium	Low	High	Medium	Medium	High		
Impact resistance	High	High	High	High	Low	High	High	High	High		
Small Bend Radius	•	•	•	•	–	•	•	•	–		
UL listed for Direct Burial	•	–	–	–	–	•	–	–	–		
<b>Approvals</b>											
UL 360 Listed	•	–	–	–	–	•	–	–	–		
CSA C22.2, No. 56	•	–	•	–	–	•	–	–	–		
IEC/EN 61386-1, -23	•	•	•	•	•	•	•	•	•		
NSF certification	–	–	–	–	–	–	–	–	–		
RoHS	•	•	•	•	•	•	•	•	•		
<b>Page No.</b>	20	21	22	23	26	28	29	30	31		

• Available/Meets Requirements – Not applicable





LTBU Comp. Blue	LTZU	LTZE Halogen Free	LTLE	LTEU	LTME EMC (RFI/ EMI)	LTCE	LT4GE Stainless Steel	LT6GE	LTFU	LTFE Food & Beverage	LT6FE
Galv. Steel	Galv. Steel	Galv. Steel	Aluminum	Galv. Steel	Bronze	Bronze	SST 304	SST 316L	Galv. Steel	Galv. Steel	SST 316L
PVC	PU	PU	PU	PU	PVC	PVC	PVC	PVC	PVC	PVC	PVC
•	•	-	-	•	-	-	-	-	•	-	-
-	-	-	-	•	-	•	-	-	-	-	-
•	•	•	•	•	•	•	•	•	•	•	•
Blue	Black	Black	Grey	Black	Black	Black	Clear	Grey	White	White	Clear
-	-	-	-	-	-	-	-	Clear	-	-	-
•	-	-	-	-	-	-	-	-	-	-	-
3/8 - 4	3/8 - 4	3/8 - 6	3/8 - 4	3/8 - 2	3/8 - 2	3/8 - 2	3/8 - 2	3/8 - 2	3/8 - 2	3/8 - 2	3/8 - 2
12 - 103	12 - 103	12 - 155	12 - 103	12 - 53	12 - 53	12 - 53	12 - 53	12 - 53	12 - 53	12 - 53	12 - 53
16 - 100	16 - 100	16 - 100	16 - 100	16 - 63	16 - 63	16 - 63	16 - 63	16 - 63	16 - 63	16 - 63	16 - 63
•	•	•	•	•	•	•	•	•	•	•	•
•	•	•	•	•	•	•	•	•	•	•	•
•	•	•	•	•	•	•	•	•	•	•	•
•	•	•	•	•	•	•	•	•	•	•	•
•	•	•	•	•	•	•	•	•	•	•	•
-	-	-	-	-	-	-	•	•	-	-	-
-30 to +80	-40 to +80	-	-	-30 to +80	-	-	-	-	-30 to +80	-	-
-30 to +75	-40 to +60	-	-	-	-	-	-	-	-	-	-
-	-	-40 to +80	-40 to +80	-	-55 to +105	-55 to +105	-20 to +80	-55 to +105	-	-20 to +60	-55 to +105
-25 to +90	-45 to +90	-45 to +90	-45 to +90	-25 to +90	-45 to +105	-45 to +105	-15 to +60	-45 to +105	-25 to +90	-25 to +90	-45 to +105
•	•	•	•	•	•	•	•	•	•	•	•
•	•	•	•	•	•	•	•	•	•	•	•
-	•	•	•	-	-	-	-	-	-	-	-
-	•	•	•	•	-	-	-	-	-	-	-
-	-	-	-	•	•	•	-	-	-	-	-
High	High	Medium	Low	High	Medium	Medium	High	High	High	Medium	Medium
High	High	High	Low	High	High	High	High	High	High	High	High
-	-	•	•	•	•	•	•	•	•	•	•
•	•	-	-	-	-	-	-	-	-	-	-
•	•	-	-	•	-	-	-	-	•	-	-
•	•	-	-	•	-	-	-	-	-	-	-
•	•	•	•	•	•	•	•	•	•	•	•
-	-	-	-	-	-	-	-	-	•	•	•
•	•	•	•	•	•	•	•	•	•	•	•
34	38	39	40	42	43	44	46	47	50	51	52

# T&B Liquidtight Fittings & Accessories

## Product Overview



**Products**

Part No. Designation		Ser. 5200, 5300	Ser. 5200GR, 5300GR	Ser. 5200-PT, 5300-PT	Ser. 5300-HT
<b>Typical Applications</b>		General Purpose	General Purpose, Grounding	GP Quick Connect	Extreme Temperature
		Steel, Zinc Chromate	Steel, Zinc Chromate	Steel, Zinc Chromate	Steel, Zinc Chromate
<b>Standards, Approvals &amp; Certifications</b>					
UL 514B	Listed	•	•	•	•
CSA C22.2, No. 18.3	Certified	•	•	•	•
IEC/EN 61386-1, -23	CE/EU DoC	•	•	•	•
RoHS	EU Directive	•	•	•	•
<b>General Application &amp; Installation Solutions</b>					
General Purpose		•	•	•	•
Oil Resistant		•	•	•	•
Wide Temperature		•	•	•	•
Extreme Temperature		–	–	–	•
Aluminum		–	–	–	–
EMI/RFI		•	•	–	–
Data Center & Communications		•	•	–	–
Halogen Free		•	•	•	•
Stainless Steel		–	–	–	–
Food & Beverage		–	–	–	–
Indoor		•	•	•	•
Outdoor		•	•	•	•
Indoor/Outdoor High Corrosion		–	–	–	–
<b>Orientation</b>					
Straight		3/8 to 6"	3/8 to 6"	3/8 to 1"	3/8 to 6"
45°		3/8 to 4"	3/8 to 4"	3/8 to 1"	3/8 to 4"
90°		3/8 to 4"	3/8 to 4"	3/8 to 1"	3/8 to 4"
<b>Trade Sizes</b>					
UL (inches)		3/8 to 6"	3/8 to 6"	3/8 to 1"	3/8 to 6"
CSA (mm)		12 to 155mm	12 to 155mm	12 to 27mm	12 to 155mm
ISO/BS EN (mm)		16 to 100mm	16 to 100mm	16 to 32mm	16 to 100mm
<b>Construction/Materials</b>					
Insulation Types		Insulated, Non-insulated	Insulated, Non-insulated	Insulated, Non-insulated	Insulated
Steel/Iron, Zinc Chromate		•	•	•	•
Aluminum (Copper Free)		–	–	–	–
Stainless Steel 316		–	–	–	–
Nickel-Plated Brass		–	–	–	–
<b>Working Temperatures (Static)</b>					
UL 514B	°C	-20 to +105	-20 to +105	-20 to +105	-20 to +105
CSA C22.2, No. 18	°C	-20 to +105	-20 to +105	-20 to +105	-20 to +105
IEC/EN 61386-1, -23	°C	-25 to +105	-25 to +105	-25 to +105	-60 to +150
<b>System Ingress Ratings (Conduits, fittings &amp; seals)</b>					
UL 50E	Indoor	Type 4, 12, 13	•	•	•
	Outdoor	Type 3, 3R, 4	•	•	•
CSA C22.2, No. 94		3, 3R, 4, 12, 13	•	•	•
NEMA 250		3, 3R, 4, 12, 13	•	•	•
UL 50E, NEMA 250		4X	–	–	–
IEC/EN 60529		IP66, IP67	•	•	•
<b>Page No.</b>		24/32/37/41/45	24/32	25	33

• Available/Meets Requirements      – Not applicable

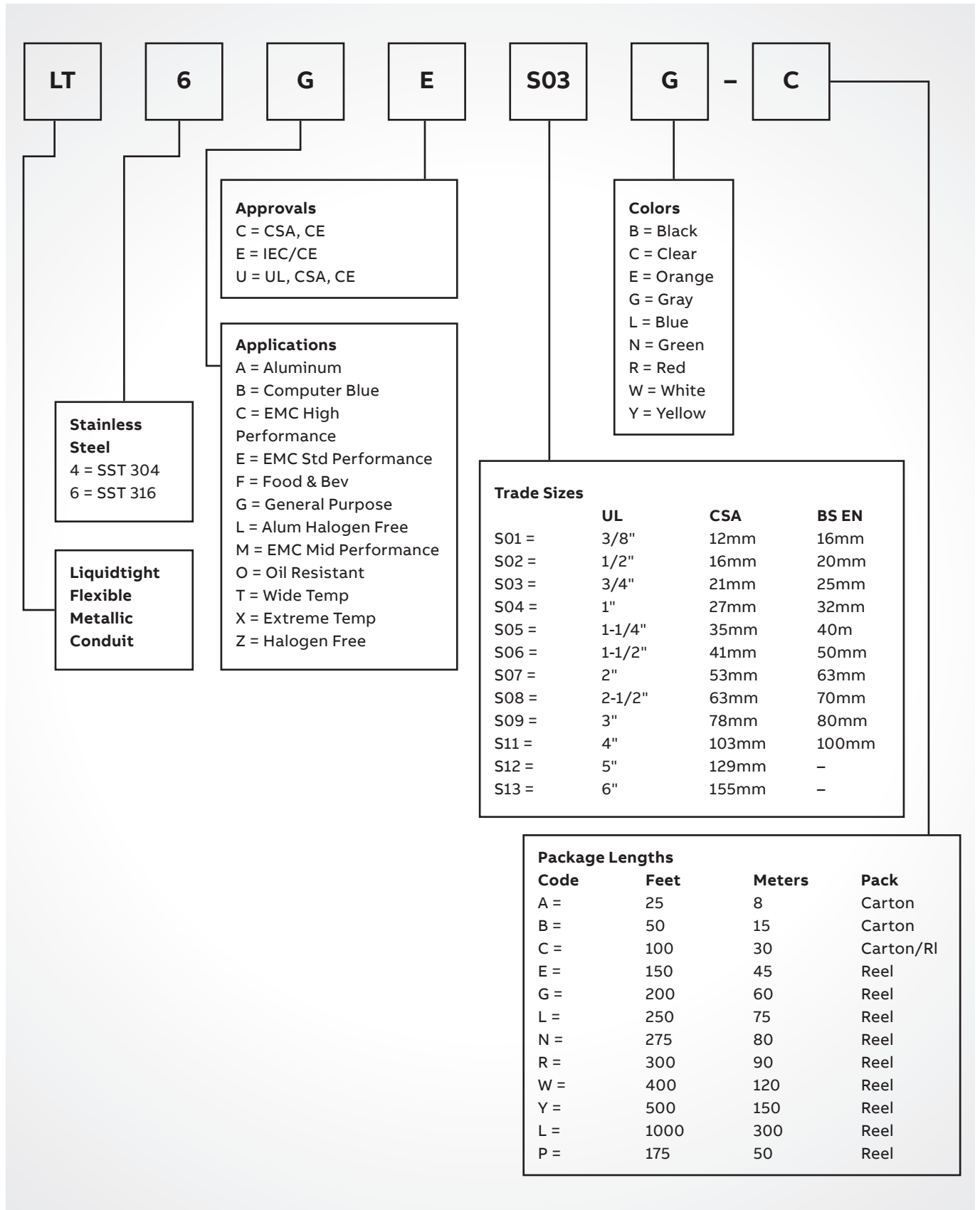




# Liquidtight flexible metallic conduits

## Part Number Codes

For part number explanation only, not to be used as a configuration tool.








## General purpose - Liquid-tight flexible metal conduits

Type LTGU - UL listed



### Type LTGU - General Purpose

UL Listed, CSA and CE Certified for General Purpose Applications where bonding is required and highest performance under severe environmental conditions

**Materials:** Galvanized Steel Core, Smooth PVC Jacket, with copper bonding wire from 3/8 to 1-1/4"

**Colour:** Gray (Standard), Black (Optional)

### Approvals



UL360  
File No. E125517



IEC EN 61386-1, -23  
DoC: EC-012-16-102



CSA C 22.2, No. 56  
File No. LR 72635



Trade Size			Coil Length									Specifications				
UL	CSA	ISO/ BS EN	Standard Carton			Small Reel			Bulk Reel			UL Bond Wire	ID Range (Nominal)		Min. Inside Bend Radius	
Inch	mm	mm	Part No.	Ft	M	Part No.	Ft	M	Part No.	Ft	M		Inch	mm	Inch	mm
3/8	12	16	LTGUS01G-C	100	30	LTGUS01G-K	500	150	LTGUS01G-L	1,000	300	Yes	0.484 to 0.505 (0.493)	12.3 to 12.8 (12.5)	2.0	51
1/2	16	20	LTGUS02G-C	100	30	LTGUS02G-K	500	150	LTGUS02G-L	1,000	300	Yes	0.622 to 0.642 (0.632)	15.8 to 16.3 (16.0)	3.0	76
3/4	21	25	LTGUS03G-C	100	30	LTGUS03G-K	500	150	LTGUS03G-L	1,000	300	Yes	0.820 to 0.840 (0.830)	20.8 to 21.3 (21.1)	4.2	107
1	27	32	LTGUS04G-C	100	30	LTGUS04G-J	400	120	---	---	---	Yes	1.041 to 1.066 (1.053)	25.4 to 27.1 (26.8)	5.5	140
1-1/4	35	40	LTGUS05G-B	50	15	LTGUS05G-E	200	60	---	---	---	Yes	1.380 to 1.410 (1.395)	35.1 to 35.8 (35.5)	7.0	178
1-1/2	41	50	LTGUS06G-B	50	15	LTGUS06G-D	150	45	---	---	---	No	1.575 to 1.600 (1.587)	40.0 to 40.6 (40.3)	4.5	114
2	53	63	LTGUS07G-B	50	15	LTGUS07G-C	100	30	---	---	---	No	2.020 to 2.045 (2.032)	51.3 to 51.9 (51.6)	6.0	152
2-1/2	63	70	LTGUS08G-A	25	8	LTGUS08G-G	275	80	---	---	---	No	2.480 to 2.505 (2.492)	63.0 to 63.6 (63.3)	8.0	203
3	78	80	LTGUS09G-A	25	8	LTGUS09G-P	175	50	---	---	---	No	3.070 to 3.100 (3.085)	78.0 to 78.7 (78.4)	10.0	254
4"	103	100	LTGUS11G-A	25	8	LTGUS11G-C	100	30	---	---	---	No	4.000 to 4.040 (4.020)	101.6 to 102.6 (102.1)	12.0	305

### System Ingress Ratings

UL 50E "Listed"	
Indoor	Type 4, 12, 13
Outdoor	Type 3, 3R, 4
CSA C22.2, No. 94	Type 3, 3R, 4, 12, 13
NEMA 250	Type 3, 3R, 4, 12, 14
IEC 60529	IP66, IP67

### System Temperature Ratings

UL	Dry: -30 to +80°C (-22 to +176°F)
	Oil: -30 to +70°C (-22 to +158°F)
	Wet: -30 to +60°C (-22 to +140°F)
CSA	Dry: -30 to +75°C (-22 to +167°F)
IEC/CE	Gen: -25 to +90°C (-13 to +194°F)

For more information see  
Technical Data Sheet TDS000001.  
For download on our website.  
Please see also page 72  
for more information.

# General purpose - Liquid-tight flexible metal conduits

Type LTGE - CE certified



### Type LTGE - General Purpose

Designed to UL and CSA ID/OD Dimensions, used extensively in industrial environments where flexibility for motion, vibration is required

**Materials:** Galvanized Steel Core, Smooth PVC Jacket

**Colour:** Gray (Standard), Black (Optional)

### Approvals



Trade Size			Coil Length										Specifications			
UL	CSA	ISO/ BS EN	Standard Carton			Small Reel			Bulk Reel				ID Range (Nominal)		Min. Inside Bend Radius	
Inch	mm	mm	Part No.	Ft	M	Part No.	Ft	M	Part No.	Ft	M	UL Bond Wire	Inch	mm	Inch	mm
3/8	12	16	LTGES01G-C	100	30	LTGES01G-K	500	150	LTGES01G-L	1,000	300	No	0.484 to 0.505 (0.493)	12.3 to 12.8 (12.5)	1.5	38
1/2	16	20	LTGES02G-C	100	30	LTGES02G-K	500	150	LTGES02G-L	1,000	300	No	0.622 to 0.642 (0.632)	15.8 to 16.3 (16.0)	2.0	51
3/4	21	25	LTGES03G-C	100	30	LTGES03G-K	500	150	LTGES03G-L	1,000	300	No	0.820 to 0.840 (0.830)	20.8 to 21.3 (21.1)	2.5	64
1	27	32	LTGES04G-C	100	30	LTGES04G-J	400	120	---	---	---	No	1.041 to 1.066 (1.053)	26.4 to 27.1 (26.8)	3.0	76
1-1/4	35	40	LTGES05G-B	50	15	LTGES05G-E	200	60	---	---	---	No	1.380 to 1.410 (1.395)	35.1 to 35.8 (35.5)	3.5	89
1-1/2	41	50	LTGES06G-B	50	15	LTGES06G-D	150	45	---	---	---	No	1.575 to 1.600 (1.587)	40.0 to 40.6 (40.3)	4.5	114
2	53	63	LTGES07G-B	50	15	LTGES07G-C	100	30	---	---	---	No	2.020 to 2.045 (2.032)	51.3 to 51.9 (51.6)	5.5	140
2-1/2	63	70	LTGES08G-A	25	8	LTGES08G-G	275	80	---	---	---	No	2.480 to 2.505 (2.492)	63.0 to 63.6 (63.3)	8.0	203
3	78	80	LTGES09G-A	25	8	LTGES09G-P	175	50	---	---	---	No	3.070 to 3.100 (3.085)	78.0 to 78.7 (78.4)	10.0	254
4	103	100	LTGES11G-A	25	8	LTGES11G-C	100	30	---	---	---	No	4.000 to 4.040 (4.020)	101.6 to 102.1 (102.1)	12.0	305
5	129	---	LTGES12G-A	25	8	---	---	---	---	---	---	No	3.070 to 3.100 (3.085)	78.0 to 78.7 (78.4)	17.5	445
6	155	---	LTGES13G-A	25	8	---	---	---	---	---	---	No	4.000 to 4.040 (4.020)	101.6 to 103.6 (102.1)	22.5	572

### System Ingress Ratings

UL 50E "Tested"	
Indoor	Type 4, 12, 13
Outdoor	Type 3, 3R, 4
CSA C22.2, No. 94	Type 3, 3R, 4, 12, 13
NEMA 250	Type 3, 3R, 4, 12, 14
IEC 60529	IP66, IP67

### System Temperature Ratings

Gen	Dry: -20 to +80°C (-4 to +176°F)
	Oil: -20 to +70°C (-4 to +158°F)
	Wet: -20 to +60°C (-4 to +140°F)
IEC/CE:	Gen: -15 to +60°C (+5 to +140°F)

For more information see Technical Data Sheet TDS000002. For download on our website. Please see also page 72 for more information.



## General purpose - Liquid-tight flexible metal conduits

Type LTGC - CSA certified



### Type LTGC - General Purpose

General Purpose, CSA Certified T&B Liquidtight Flexible Metallic Conduits provide excellent strength and liquid-tight performance, meeting CEC requirements

**Materials:** Steel Core, Smooth PVC Jacket

**Colour:** Black (Standard)

### Approvals



CSA C22.2, No. 56  
File No. LR-72635



IEC EN 61386-1, -23  
DoC: EC-012-16-158



Trade Size			Coil Length									Specifications				
US	CSA	ISO/ BS EN	Carton			Small Reel			Bulk Reel			UL Bond Wire	ID Range (Nominal)		Min. Inside Bend Radius	
Inch	mm	mm	Part. No.	Ft	M	Part. No.	Ft	M	Part. No.	Ft	M		Inch	mm	Inch	mm
3/8	12	16	LTGCS01B-C	100	30	LTGCS01B-K	500	150	LTGCS01B-L	1,000	300	No	0.484 to 0.505 (0.493)	12.3 to 12.8 (12.5)	2.0	51
1/2	16	20	LTGCS02B-C	100	30	LTGCS02B-K	500	150	LTGCS02B-L	1,000	300	No	0.622 to 0.642 (0.632)	15.8 to 16.3 (16.0)	3.3	84
3/4	21	25	LTGCS03B-C	100	30	LTGCS03B-K	500	150	LTGCS03B-L	1,000	300	No	0.820 to 0.840 (0.830)	20.8 to 21.3 (20.0)	4.3	109
1	27	32	LTGCS04B-C	100	30	LTGCS04B-J	400	120	---	---	---	No	1.041 to 1.066 (1.053)	26.4 to 27.1 (26.8)	6.5	1650
1-1/4	35	40	LTGCS05B-B	50	15	LTGCS05B-E	200	60	---	---	---	No	1.380 to 1.410 (1.395)	35.1 to 35.8 (35.5)	8.0	203
1-1/2	41	50	LTGCS06B-B	50	15	LTGCS06B-D	150	45	---	---	---	No	1.575 to 1.600 (1.587)	40.0 to 40.6 (40.3)	9.0	229
2	53	63	LTGCS07B-B	50	15	LTGCS07B-C	100	30	---	---	---	No	2.020 to 2.045 (2.032)	51.3 to 51.9 (51.6)	11.0	279
2-1/2	63	70	LTGCS08B-A	25	8	---	---	---	---	---	---	No	2.480 to 2.505 (2.492)	63.0 to 63.6 (63.3)	14.8	376
3	78	80	LTGCS09B-A	25	8	---	---	---	---	---	---	No	3.070 to 3.100 (3.085)	78.0 to 78.7 (78.3)	17.5	445
4	103	100	LTGCS11B-A	25	8	---	---	---	---	---	---	No	4.000 to 4.040 (4.020)	101.6 to 05.6 (102.1)	24.0	610

### System Ingress Ratings

UL 50E "Tested"	
Indoor	Type 4, 12, 13
Outdoor	Type 3, 3R, 4
CSA C22.2, No. 94	Type 3, 3R, 4, 12, 13
NEMA 250	Type 3, 3R, 4, 12, 13
IEC 60529	IP66, IP67

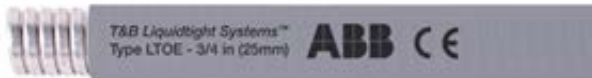
### System Temperature Ratings

CSA	Dry: -40 to +75 (-40 to +167)
	Oil: -40 to +70 (-40 to +158°F)
	Wet: -40 to +60°C (-40 to +140°F)
IEC/CE	Gen: -45 to +90°C (-49 to +176°F)

For more information see  
Technical Data Sheet TDS000003.  
For download on our website.  
Please see also page 72  
for more information.

## Oil Resistant - Liquid-tight flexible metal conduits

Type LTOE - CE certified



### Type LTOE - Oil Resistant

Oil Resistant, CE compliant T&B Liquidtight Flexible Metallic Conduits that incorporate a high quality PVC jacket for severe exposure to oils and other materials.

**Materials:** Galvanized Steel Core, Smooth PVC Jacket,

**Colour:** Gray (Standard)

### Approvals

 IEC EN 61386-1, -23  
DoC: EC-012-16-159



Trade Size			Coil Length									Specifications				
UL	CSA	ISO/ BS EN	Standard Carton			Small Reel			Bulk Reel			UL Bond Wire	ID Range (Nominal)		Min. Inside Bend Radius	
Inch	mm	mm	Part No.	Ft	M	Part No.	Ft	M	Part No.	Ft	M		Inch	mm	Inch	mm
3/8	12	16	LTOES01G-C	100	30	LTOES01G-K	500	150	LTOES01G-L	1,000	300	No	0.484 to 0.505 (0.493)	12.3 to 12.8 (12.5)	1.5	38
1/2	16	20	LTOES02G-C	100	30	LTOES02G-K	500	150	LTOES02G-L	1,000	300	No	0.622 to 0.642 (0.632)	15.8 to 16.3 (16.0)	2.0	51
3/4	21	25	LTOES03G-C	100	30	LTOES03G-K	500	150	LTOES03G-L	1,000	300	No	0.820 to 0.840 (0.830)	20.8 to 21.3 (21.1)	2.5	64
1	27	32	LTOES04G-C	100	30	LTOES04G-J	400	120	---	---	---	No	1.041 to 1.066 (1.053)	26.4 to 27.1 (26.8)	3.0	76
1-1/4	35	40	LTOES05G-B	50	15	LTOES05G-E	200	60	---	---	---	No	1.380 to 1.410 (1.395)	35.1 to 35.8 (35.5)	3.5	89
1-1/2	41	50	LTOES06G-B	50	15	LTOES06G-D	150	45	---	---	---	No	1.575 to 1.600 (1.587)	40.0 to 40.6 (40.3)	4.5	114
2	53	63	LTOES07G-B	50	15	LTOES07G-C	100	30	---	---	---	No	2.020 to 2.045 (2.032)	51.3 to 51.9 (51.6)	5.5	140
2-1/2	63	70	LTOES08G-A	25	8	LTOES08G-G	275	80	---	---	---	No	2.480 to 2.505 (2.492)	63.0 to 63.6 (63.3)	8.0	203
3	78	80	LTOES09G-A	25	8	LTOES09G-P	175	50	---	---	---	No	3.070 to 3.100 (3.085)	78.0 to 78.7 (78.4)	8.0	203
4	103	100	LTOES11G-A	25	8	LTOES11G-C	100	30	---	---	---	No	4.000 to 4.040 (4.020)	101.6 to 05.6 (102.1)	12.0	305
5	129	---	LTOES12G-A	25	8	---	---	---	---	---	---	No	3.070 to 3.100 (3.085)	78.0 to 78.7 (78.4)	17.5	445
6	155	---	LTOES13G-A	25	8	---	---	---	---	---	---	No	4.000 to 4.040 (4.020)	101.6 to 105.6 (102.1)	22.5	572

### System Ingress Ratings

UL 50E "Tested"	
Indoor	Type 4, 12, 13
Outdoor	Type 3, 3R, 4
CSA C22.2, No. 94	Type 3, 3R, 4, 12, 13
NEMA 250	Type 3, 3R, 4, 12, 14
IEC 60529	IP66, IP67

### System Temperature Ratings

Gen	Dry: -30 to +80°C (-22 to +176°F)
	Oil: -30 to +70°C (-22 to +158°F)
	Wet: -30 to +60°C (-22 to +140°F)
IEC/CE	Gen: -25 to +90°C (-13 to +194°F)

For more information see  
Technical Data Sheet TDS000007.  
For download on our website.  
Please see also page 72  
for more information.

# General purpose - Fittings and accessories

## Series 5200/5300 Steel



Steel LT fitting



Steel LT ground fitting

### Approvals



UL 514 B  
File No. E23018



IEC EN 61386-1,-23  
DoC: EC-12-7185



CSA C22.2, No.18.3  
File No. LR-2884  
LR-4484



Fittings					Series 5200/5300 Liquid-tight									Series 5200/5300 GR Liquid-tight Grounding				
					Insulated			Non-Insulated			Insulated			Non-Insulated				
Trade Size	ISO/BS EN		Type		Straight	45°	90°	Straight	45°	90°	Straight	45°	90°	Straight	45°	90°		
UL Inch	CSA mm	BS EN mm	Std.	Thread	Part No.	Part No.	Part No.	Part No.	Part No.	Part No.	Part No.	Part No.	Part No.	Part No.	Part No.	Part No.		
3/8	12	16	NPT	1/2"	5331	5341	5351	5231	5241	5251	5331GR	5341GR	5351GR	5231GR	5241GR	5251GR		
					ISO	M16	9360	9340	9350	---	---	---	---	---	---	---	---	---
					PG	13.5	7362	7342	7352	---	---	---	---	---	---	---	---	---
1/2	16	20	NPT	1/2"	5332	5342	5352	5232	5242	5252	5332GR	5342GR	5352GR	5232GR	5242GR	5252GR		
					ISO	M20	9362	9342	9352TB	---	---	---	---	---	---	---	---	---
					PG	16	7363	7343	7353	---	---	---	---	---	---	---	---	---
3/4	21	25	NPT	3/4"	5333	5343	5353	5233	5243	5253	5333GR	5343GR	5353GR	5233GR	5243GR	5253GR		
					ISO	M25	9363	9343TB	9353TB	---	---	---	---	---	---	---	---	---
					PG	21	7364	7344-TB	7354	---	---	---	---	---	---	---	---	---
1	27	32	NPT	1"	5334-TB	5344	5354	5234	5244	5254	5334GR	5344GR	5354GR	5234GR	5244GR	5254GR		
					ISO	M32	9364	9344	9354TB	---	---	---	---	---	---	---	---	---
					PG	29	7365	7345	7355	---	---	---	---	---	---	---	---	---
1-1/4	35	40	NPT	1-1/4"	5335	5345	5355	5235	5245	5255	5335GR	5345GR	5355GR	5235GR	5245GR	5255GR		
					ISO	M40	9365	9345	9355	---	---	---	---	---	---	---	---	---
					PG	36	7366	7346	7356	---	---	---	---	---	---	---	---	---
1-1/2	41	50	NPT	1-1/2"	5336	5346	5356	5236	5246	5256	5336GR	5346GR	5356GR	5236GR	5246GR	5256GR		
					ISO	M50	9366	9346	9356	---	---	---	---	---	---	---	---	---
					PG	42	7367	7347	7357	---	---	---	---	---	---	---	---	---
2	53	63	NPT	2"	5337	5347	5357	5237	5247	5257	5337GR	5347GR	5357GR	5237GR	5247GR	5257GR		
					ISO	M63	9367	9347	9357	---	---	---	---	---	---	---	---	---
					PG	48	7368	7348-TB	7358	---	---	---	---	---	---	---	---	---
2-1/2	63	70	NPT	2-1/2"	5338	5348	5358	5238	5248	5258	5338GR	5348GR	5358GR	5238GR	5248GR	5258GR		
					ISO	---	---	---	---	---	---	---	---	---	---	---	---	
					PG	---	---	---	---	---	---	---	---	---	---	---	---	---
3	78	80	NPT	3"	5339	5349	5359	5239	5249	5259	5339GR	5349GR	5359GR	5239GR	5249GR	5259GR		
					ISO	---	---	---	---	---	---	---	---	---	---	---	---	
					PG	---	---	---	---	---	---	---	---	---	---	---	---	---
4	103	100	NPT	4"	5340	5350	5360	5240	5250	5260	5340GR	5350GR	5360GR	5240GR	5250GR	5260GR		
					ISO	---	---	---	---	---	---	---	---	---	---	---	---	
					PG	---	---	---	---	---	---	---	---	---	---	---	---	
5	129	---	NPT	5"	5385	---	---	5285	---	---	5385GR	---	---	5285GR	---	---		
					PG	---	---	---	---	---	---	---	---	---	---	---	---	
					ISO	---	---	---	---	---	---	---	---	---	---	---	---	
6	155	---	NPT	6"	5386	---	---	---	---	---	5386GR	---	---	---	---	---		
					PG	---	---	---	---	---	---	---	---	---	---	---		
					ISO	---	---	---	---	---	---	---	---	---	---	---		

All fittings include locknuts

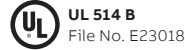


# General purpose - Fittings and accessories

## Series 5200/5300-PT Quick Connect®



### Approvals



Series 5200/5300-PT Liquidtight - Quick Connect®

Fittings											Series 5200/5300-PT Liquid-tight - Quick Connect®			Accessories
											Seal Gaskets	Wire Mesh Grips	Conduit Support	
											5261	WMG-LT1	P CLIP/16	
											5262	WMG-LT2	P CLIP/20	
											5263	WMG-LT3	P CLIP/25	
											5264	WMG-LT4	P CLIP/32	
											5265	WMG-LT5	P CLIP/40	
											5266	WMG-LT6	P CLIP/50	
											5267	WMG-LT7	P CLIP/63	
											5268	WMG-LT8	P CLIP/75	
											5269	WMG-LT9	---	
											5270	WMG-LT10	---	
											---	---	---	
											---	---	---	
Trade Size		Type			Insulated			Non-Insulated			*Seal Gaskets	Wire Mesh Grips	Conduit Support	
UL Inch	CSA mm	ISO/BS EN mm	Std.	Thread	Straight Part No.	45° Part No.	90° Part No.	Straight Part No.	45° Part No.	90° Part No.	Part No.	Part No.	Part No.	
3/8	12	16	NPT	1/2"	5331-PT	5341-PT	5351-PT	5231-PT	5241-PT	5251-PT	5261	WMG-LT1	P CLIP/16	
			ISO	M16	---	---	---	---	---	---				
			PG	13.5	---	---	---	---	---	---				
1/2	16	20	NPT	1/2"	5332-PT	5342-PT	5352-PT	5232-PT	5242-PT	5252-PT	5262	WMG-LT2	P CLIP/20	
			ISO	M20	---	---	---	---	---	---				
			PG	16	---	---	---	---	---	---				
3/4	21	25	NPT	3/4"	5333-PT	5343-PT	5353-PT	5233-PT	5243-PT	5253-PT	5263	WMG-LT3	P CLIP/25	
			ISO	M25	---	---	---	---	---	---				
			PG	21	---	---	---	---	---	---				
1	27	32	NPT	1"	5334-PT	5344-PT	5354-PT	5234-PT	5244-PT	5254-PT	5264	WMG-LT4	P CLIP/32	
			ISO	M32	---	---	---	---	---	---				
			PG	29	---	---	---	---	---	---				
1-1/4	35	40	NPT	1-1/4"	---	---	---	---	---	---	5265	WMG-LT5	P CLIP/40	
			ISO	M40	---	---	---	---	---	---				
			PG	36	---	---	---	---	---	---				
1-1/2	41	50	NPT	1-1/2"	---	---	---	---	---	---	5266	WMG-LT6	P CLIP/50	
			ISO	M50	---	---	---	---	---	---				
			PG	42	---	---	---	---	---	---				
2	53	63	NPT	2"	---	---	---	---	---	---	5267	WMG-LT7	P CLIP/63	
			ISO	M63	---	---	---	---	---	---				
			PG	48	---	---	---	---	---	---				
2-1/2	63	70	NPT	2-1/2"	---	---	---	---	---	---	5268	WMG-LT8	P CLIP/75	
			ISO	---	---	---	---	---	---	---				
			PG	---	---	---	---	---	---	---				
3	78	80	NPT	3"	---	---	---	---	---	---	5269	WMG-LT9	---	
			ISO	---	---	---	---	---	---	---				
			PG	---	---	---	---	---	---	---				
4	103	100	NPT	4"	---	---	---	---	---	---	5270	WMG-LT10	---	
			ISO	---	---	---	---	---	---	---				
			PG	---	---	---	---	---	---	---				
5	129	---	NPT	5"	---	---	---	---	---	---	---	---	---	
			PG	---	---	---	---	---	---	---				
			ISO	---	---	---	---	---	---	---				
6	155	---	NPT	6"	---	---	---	---	---	---	---	---	---	
			PG	---	---	---	---	---	---	---				
			ISO	---	---	---	---	---	---	---				

\*Seal gaskets required for Liquid and dust tight installations

## Aluminum - Liquid-tight flexible metal conduits

Type LTAE - CE certified



### Type LTAE - General Purpose

Aluminum, CE compliant T&B Liquidtight Flexible Metallic conduits provide excellent performance in corrosive environments and installations where lightweight wireway is required.

**Materials:** Aluminum, Smooth PVC Jacket,

**Colour:** Gray (Standard)

### Approvals



Trade Size			Coil Length										Specifications			
UL	CSA	ISO/ BS EN	Standard Carton			Small Reel			Bulk Reel				ID Range (Nominal)		Min. Inside Bend Radius	
Inch	mm	mm	Part No.	Ft	M	Part No.	Ft	M	Part No.	Ft	M	UL Bond Wire	Inch	mm	Inch	mm
3/8	12	16	LTAES01G-C	100	30	LTGES01G-K	500	150	LTAES01G-L	1,000	300	No	0.484 to 0.505 (0.493)	12.3 to 12.8 (12.5)	2.0	51
1/2	16	20	LTAES02G-C	100	30	LTGES02G-K	500	150	LTAES02G-L	1,000	300	No	0.622 to 0.642 (0.632)	15.8 to 16.3 (16.0)	2.5	64
3/4	21	25	LTAES03G-C	100	30	LTAES02G-K	500	150	LTAES03G-L	1,000	300	No	0.820 to 0.840 (0.830)	20.8 to 21.3 (21.1)	3.0	76
1	27	32	LTAES04G-C	100	30	LTAES04G-J	400	120	---	---	---	No	1.041 to 1.066 (1.053)	25.4 to 27.1 (26.8)	4.0	102
1-1/4	35	40	LTAES05G-B	50	15	LTAES05G-E	200	60	---	---	---	No	1.380 to 1.410 (1.395)	35.1 to 35.8 (35.5)	4.5	114
1-1/2	41	50	LTAES06G-B	50	15	LTAES06G-D	150	45	---	---	---	No	1.575 to 1.600 (1.587)	40.0 to 40.6 (40.3)	5.5	140
2	53	63	LTAES07G-B	50	15	LTAES07G-C	100	30	---	---	---	No	No 2.020 to 2.045 (2.032)	51.3 to 51.9 (51.6)	7.0	178
2-1/2	63	70	LTAES08G-A	25	8	---	---	---	---	---	---	No	2.480 to 2.505 (2.492)	63.0 to 63.6 (63.3)	9.5	241
3	78	80	LTAES08G-A	25	8	---	---	---	---	---	---	No	3.070 to 3.100 (3.085)	78.0 to 78.7 (78.4)	11.5	292
4	103	100	LTAES11G-A	25	8	---	---	---	---	---	---	No	4.000 to 4.040 (4.020)	101.6 to 05.6 (102.1)	14.0	356
5	129	---	LTAES12G-A	25	8	---	---	---	---	---	---	No	4.975 to 5.035 (5.005)	126.4 to 127.9 (127.1)	20.0	508
6	155	---	LTAES13G-A	25	8	---	---	---	---	---	---	No	6.015 to 6.075 (6.045)	152.8 to 154.3 (153.5)	22.5	572

### System Ingress Ratings

UL 50E "Tested"	
Indoor	Type 4, 12, 13
Outdoor	Type 3, 3R, 4
CSA C22.2, No. 94	Type 3, 3R, 4, 12, 13
NEMA 250	Type 3, 3R, 4, 12, 14
IEC 60529	IP66, IP67

### System Temperature Ratings

Gen	Dry: -20 to +80°C (-4 to +176°F)
	Oil: -20 to +70°C (-4 to +158°F)
	Wet: -20 to +60°C (-4 to +140°F)
IEC/CE:	Gen: -15 to +60°C (+5 to +140°F)

For more information see  
Technical Data Sheet TDS000008.  
For download on our website,  
Please see also page 72  
for more information.

# Aluminum - Fittings and accessories

## Series 5200AL

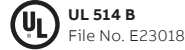


Series 5200AL Liquid tight



Series 5200ALGR Liquidtight Grounding

### Approvals



**Fittings** **Accessories**

**Series 5200AL  
Liquid tight**

**Series 5200ALGR  
Liquid tight Grounding**



Trade Size			Type		Insulated			Non-Insulated			*Seal Gaskets Part No.	Wire Mesh Grips Part No.	Conduit Support Part No.
UL Inch	CSA mm	ISO/BS EN mm	Std.	Thread	Straight Part No.	45° Part No.	90° Part No.	Straight Part No.	45° Part No.	90° Part No.			
3/8	12	16	NPT	1/2"	5231AL	---	5251AL	5231ALGR	---	5251ALGR	5261	WMG-LT1	P CLIP/16
			ISO	M16	---	---	---	---	---				
			PG	13.5	---	---	---	---	---				
1/2	16	20	NPT	1/2"	5232AL	---	5252AL	5232ALGR	---	5252ALGR	5262	WMG-LT2	P CLIP/20
			ISO	M20	---	---	---	---	---				
			PG	16	---	---	---	---	---				
3/4	21	25	NPT	3/4"	5233AL	---	5253AL	5233ALGR	---	5253ALGR	5263	WMG-LT3	P CLIP/25
			ISO	M25	---	---	---	---	---				
			PG	21	---	---	---	---	---				
1	27	32	NPT	1"	5234AL	---	5254AL	5234ALGR	---	5254ALGR	5264	WMG-LT4	P CLIP/32
			ISO	M32	---	---	---	---	---				
			PG	29	---	---	---	---	---				
1-1/4	35	40	NPT	1-1/4"	5235AL	---	5255AL	5235ALGR	---	5255ALGR	5265	WMG-LT5	P CLIP/40
			ISO	M40	---	---	---	---	---				
			PG	36	---	---	---	---	---				
1-1/2	41	50	NPT	1-1/2"	5236AL	---	5256AL	5236ALGR	---	5256ALGR	5266	WMG-LT6	P CLIP/50
			ISO	M50	---	---	---	---	---				
			PG	42	---	---	---	---	---				
2	53	63	NPT	2"	5237AL	---	5257AL	5237ALGR	---	5257ALGR	5267	WMG-LT7	P CLIP/63
			ISO	M63	---	---	---	---	---				
			PG	48	---	---	---	---	---				
2-1/2	63	70	NPT	2-1/2"	5238AL	---	4) 5238ALGR	---	4) 5238ALGR	5268	WMG-LT8	P CLIP/75	
			ISO	---	---	---	---	---	---				
			PG	---	---	---	---	---	---				
3	78	80	NPT	3"	5239AL	---	4) 5239ALGR	---	4) 5239ALGR	5269	WMG-LT9	---	
			ISO	---	---	---	---	---	---				
			PG	---	---	---	---	---	---				
4	103	100	NPT	4"	5240AL	---	4) 5240ALGR	---	4) 5240ALGR	5270	WMG-LT10	---	
			ISO	---	---	---	---	---	---				
			PG	---	---	---	---	---	---				
5	129	---	NPT	5"	---	---	---	---	---	---	---	---	---
			PG	---	---	---	---	---	---	---	---	---	---
			ISO	---	---	---	---	---	---	---	---	---	---
6	155	---	NPT	6"	---	---	---	---	---	---	---	---	---
			PG	---	---	---	---	---	---	---	---	---	---
			ISO	---	---	---	---	---	---	---	---	---	---

\*Seal gaskets required for Liquid and dust tight installations



## Wide & Extreme Temperature - Liquid-tight flexible metal conduits

Type LTTU - UL Listed



### Type LTGU - Wide & Extreme Temperature

Wide temperature, UL Listed T&B Liquidtight Flexible Metallic Conduits provide excellent performance in a wide ranges low and high temperature

**Materials:** Galvanized Steel Core, Smooth PVC Jacket, with copper bonding wire from 3/8 to 1-1/4"

**Colour:** Gray (Standard), Black (Optional)

### Approvals



UL360  
File No. E125517



IEC EN 61386-1, -23  
DoC: EC-012-16-100



CSA C22.2, No. 56  
File No. 72635



Trade Size			Coil Length									Specifications				
UL	CSA	ISO/ BS EN	Standard Carton			Small Reel			Bulk Reel			UL Bond Wire	ID Range (Nominal)		Min. Inside Bend Radius	
Inch	mm	mm	Part No.	Ft	M	Part No.	Ft	M	Part No.	Ft	M		Inch	mm	Inch	mm
3/8	12	16	LTTUS01G-C	100	30	LTTUS01G-K	500	150	LTTUS01G-L	1,000	300	Yes	0.484 to 0.505 (0.493)	12.3 to 12.8 (12.5)	2.0	51
1/2	16	20	LTTUS02G-C	100	30	LTTUS02G-K	500	150	LTTUS02G-L	1,000	300	Yes	0.622 to 0.642 (0.632)	15.8 to 16.3 (16.0)	3.0	76
3/4	21	25	LTTUS03G-C	100	30	LTTUS03G-K	500	150	LTTUS03G-L	1,000	300	Yes	0.820 to 0.840 (0.830)	20.8 to 21.3 (21.1)	4.2	107
1	27	32	LTTUS04G-C	100	30	LTTUS04G-J	400	120	---	---	---	Yes	1.041 to 1.066 (1.053)	25.4 to 27.1 (26.8)	5.5	140
1-1/4	35	40	LTTUS05G-B	50	15	LTTUS05G-E	200	60	---	---	---	Yes	1.380 to 1.410 (1.395)	35.1 to 35.8 (35.5)	7.0	178
1-1/2	41	50	LTTUS06G-B	50	15	LTTUS06G-D	150	45	---	---	---	No	1.575 to 1.600 (1.587)	40.0 to 40.6 (40.3)	4.5	114
2	53	63	LTTUS07G-B	50	15	LTTUS07G-C	100	30	---	---	---	No	2.020 to 2.045 (2.032)	51.3 to 51.9 (51.6)	6.0	152
2-1/2	63	70	LTTUS08G-A	25	8	---	---	---	---	---	---	No	2.480 to 2.505 (2.492)	63.0 to 63.6 (63.3)	8.0	203
3	78	80	LTTUS09G-A	25	8	---	---	---	---	---	---	No	3.070 to 3.100 (3.085)	78.0 to 78.7 (78.4)	10.0	254
4"	103	100	LTTUS11G-A	25	8	---	---	---	---	---	---	No	4.000 to 4.040 (4.020)	101.6 to 102.6 (102.1)	12.0	305

### System Ingress Ratings

UL 50E "Listed"	
Indoor	Type 4, 12, 13
Outdoor	Type 3, 3R, 4
CSA C22.2, No. 94	Type 3, 3R, 4, 12, 13
NEMA 250	Type 3, 3R, 4, 12, 14
IEC 60529	IP66, IP67

### System Temperature Ratings

UL	Dry: -55 to +105°C (-67 to +221°F)
	Oil: -55 to +70°C (-67 to +158°F)
	Wet: -55 to +60°C (-67 to +140°F)
CSA	Dry: -30 to +75°C (-22 to +167°F)
IEC/CE	Gen: -45 to +105°C (-49 to +221°F)

For more information see  
Technical Data Sheet TDS000004.  
For download on our website.  
Please see also page 72  
for more information.

# Wide & Extreme Temperature - Liquid-tight flexible metal conduits

Type LTTE - CE Certified



## Type LTTE - Wide & Extreme Temperature

Wide temperature, CE compliant T&B Liquidtight Flexible Metallic Conduits provide excellent performance in low and high temperatures

**Materials:** Galvanized Steel Core, Smooth PVC Jacket

**Colour:** Gray (Standard), Black (Optional)

## Approvals

**CE** IEC EN 61386-1, -23  
DoC: EC-012-16-156



Trade Size			Coil Length									Specifications				
UL	CSA	ISO/ BS EN	Standard Carton			Small Reel			Bulk Reel			UL Bond Wire	ID Range (Nominal)		Min. Inside Bend Radius	
Inch	mm	mm	Part No.	Ft	M	Part No.	Ft	M	Part No.	Ft	M		Inch	mm	Inch	mm
3/8	12	16	LTTE01G-C	100	30	LTTE01G-K	500	150	LTTE01G-L	1,000	300	No	0.484 to 0.505 (0.493)	12.3 to 12.8 (12.5)	1.5	38
1/2	16	20	LTTE02G-C	100	30	LTTE02G-K	500	150	LTTE02G-L	1,000	300	No	0.622 to 0.642 (0.632)	15.8 to 16.3 (16.0)	2.0	51
3/4	21	25	LTTE03G-C	100	30	LTTE03G-K	500	150	LTTE03G-L	1,000	300	No	0.820 to 0.840 (0.830)	20.8 to 21.3 (21.1)	2.5	64
1	27	32	LTTE04G-C	100	30	LTTE04G-J	400	120	---	---	---	No	1.041 to 1.066 (1.053)	25.4 to 27.1 (26.8)	3.0	76
1-1/4	35	40	LTTE05G-B	50	15	LTTE05G-E	200	60	---	---	---	No	1.380 to 1.410 (1.395)	35.1 to 35.8 (35.5)	3.5	89
1-1/2	41	50	LTTE06G-B	50	15	LTTE06G-D	150	45	---	---	---	No	1.575 to 1.600 (1.587)	40.0 to 40.6 (40.3)	4.5	114
2	53	63	LTTE07G-B	50	15	LTTE07G-C	100	30	---	---	---	No	2.020 to 2.045 (2.032)	51.3 to 51.9 (51.6)	5.5	140
2-1/2	63	70	LTTE08G-A	25	8	---	---	---	---	---	---	No	2.480 to 2.505 (2.492)	63.0 to 63.6 (63.3)	8.0	203
3	78	80	LTTE09G-A	25	8	---	---	---	---	---	---	No	3.070 to 3.100 (3.085)	78.0 to 78.7 (78.4)	10.0	254
4	103	100	LTTE11G-A	25	8	---	---	---	---	---	---	No	4.000 to 4.040 (4.020)	101.6 to 05.6 (102.1)	12.0	305
5	129	---	LTTE12G-A	25	8	---	---	---	---	---	---	No	4.975 to 5.035 (5.005)	126.4 to 127.9 (127.1)	17.5	445
6	155	---	LTTE13G-A	25	8	---	---	---	---	---	---	No	6.015 to 6.075 (6.045)	152.8 to 154.3 (153.5)	22.5	572

## System Ingress Ratings

UL 50E "Tested"	
Indoor	Type 4, 12, 13
Outdoor	Type 3, 3R, 4
CSA C22.2, No. 94	Type 3, 3R, 4, 12, 13
NEMA 250	Type 3, 3R, 4, 12, 14
IEC 60529	IP66, IP67

## System Temperature Ratings

Gen	Dry: -20 to +80°C (-4 to +176°F)
	Oil: -20 to +70°C (-4 to +158°F)
	Wet: -20 to +60°C (-4 to +140°F)
IEC/CE:	Gen: -55 to +105°C (+67 to +221°F)

For more information see  
Technical Data Sheet TDS000005.  
For download on our website.  
Please see also page 72  
for more information.

## Wide & Extreme Temperature - Liquid-tight flexible metal conduits

Type LTXE - CE certified



### Type LTXE - Wide & Extreme Temperature

Extreme temperature, CE compliant T&B Liquidtight Flexible Metallic Conduits provide excellent performance in extreme low and high temperature environments

**Materials:** Galvanized Steel Core, Smooth PVC Jacket

**Colour:** Black (Standard)

### Approvals



Trade Size			Coil Length									Specifications				
UL	CSA	ISO/ BS EN	Standard Carton			Small Reel			Bulk Reel			UL Bond Wire	ID Range (Nominal)		Min. Inside Bend Radius	
Inch	mm	mm	Part No.	Ft	M	Part No.	Ft	M	Part No.	Ft	M		Inch	mm	Inch	mm
3/8	12	16	LTXES01B-C	100	30	LTXES01B-K	500	150	LTXES01B-L	1,000	300	Yes	0.484 to 0.505 (0.493)	12.3 to 12.8 (12.5)	1.5	38
1/2	16	20	LTXES02B-C	100	30	LTXES02B-K	500	150	LTXES02B-L	1,000	300	Yes	0.622 to 0.642 (0.632)	15.8 to 16.3 (16.0)	2.0	51
3/4	21	25	LTXES03B-C	100	30	LTXES03B-K	500	150	LTXES03B-L	1,000	300	Yes	0.820 to 0.840 (0.830)	20.8 to 21.3 (21.1)	2.5	64
1	27	32	LTXES04B-C	100	30	LTXES04B-J	400	120	---	---	---	Yes	1.041 to 1.066 (1.053)	25.4 to 27.1 (26.8)	3.0	76
1-1/4	35	40	LTXES05B-B	50	15	LTXES05B-E	200	60	---	---	---	Yes	1.380 to 1.410 (1.395)	35.1 to 35.8 (35.5)	3.5	89
1-1/2	41	50	LTXES06B-B	50	15	LTXES06B-D	150	45	---	---	---	No	1.575 to 1.600 (1.587)	40.0 to 40.6 (40.3)	4.5	114
2	53	63	LTXES07B-B	50	15	LTXES07B-C	100	30	---	---	---	No	2.020 to 2.045 (2.032)	51.3 to 51.9 (51.6)	5.5	140
2-1/2	63	70	LTXES08B-A	25	8	---	---	---	---	---	---	No	2.480 to 2.505 (2.492)	63.0 to 63.6 (63.3)	8.0	203
3	78	80	LTXES09B-A	25	8	---	---	---	---	---	---	No	3.070 to 3.100 (3.085)	78.0 to 78.7 (78.4)	10.0	254
4"	103	100	LTXES11B-A	25	8	---	---	---	---	---	---	No	4.000 to 4.040 (4.020)	101.6 to 102.6 (102.1)	12.0	305

### System Ingress Ratings

UL 50E "Listed"	
Indoor	Type 4, 12, 13
Outdoor	Type 3, 3R, 4
CSA C22.2, No. 94	Type 3, 3R, 4, 12, 13
NEMA 250	Type 3, 3R, 4, 12, 14
IEC 60529	IP66, IP67

### System Temperature Ratings

UL	Dry: -20 to +80°C (-4 to +176°F)
	Oil: -20 to +70°C (-4 to +158°F)
	Wet: -20 to +60°C (-4 to +140°F)
GEN	Dry: -60 to +150°C (-76 to +302°F)
IEC/CE	Gen: -45 to +150°C (-49 to +302°F)

For more information see Technical Data Sheet TDS000006. For download on our website. Please see also page 72 for more information.



## Wide & Extreme Temperature - Liquid-tight flexible metal conduits

Type LT6XE SST 316L - CE certified



### Type LT6XE SST 316L - Extreme Temperature

Stainless Steel 316L Extreme Temperature, CE compliant  
T&B Liquidtight Flexible Metallic Conduits provide excellent performance in extreme temperature and highly corrosive environments

**Materials:** Stainless steel 316L Core, Smooth PVC Jacket

**Colour:** Black (Standard)

### Approvals



Trade Size			Coil Length									Specifications				
UL	CSA	ISO/ BS EN	Standard Carton			Small Reel			Bulk Reel			UL Bond Wire	ID Range (Nominal)		Min. Inside Bend Radius	
Inch	mm	mm	Part No.	Ft	M	Part No.	Ft	M	Part No.	Ft	M		Inch	mm	Inch	mm
3/8	12	16	LT6XES01B-C	100	30	LT6XES01B-K	500	150	LT6XES01B-L	1,000	300	No	0.484 to 0.505 (0.493)	12.3 to 12.8 (12.5)	1.5	38
1/2	16	20	LT6XES02B-C	100	30	LT6XES02B-K	500	150	LT6XES02B-L	1,000	300	No	0.622 to 0.642 (0.632)	15.8 to 16.3 (16.0)	2.0	51
3/4	21	25	LT6XES03B-C	100	30	LT6XES03B-K	500	150	LT6XES03B-L	1,000	300	No	0.820 to 0.840 (0.830)	20.8 to 21.3 (21.1)	2.5	64
1	27	32	LT6XES04B-C	100	30	LT6XES04B-J	400	120	---	---	---	No	1.041 to 1.066 (1.053)	25.4 to 27.1 (26.8)	3.0	76
1-1/4	35	40	LT6XES05B-B	50	15	LT6XES05B-E	200	60	---	---	---	No	1.380 to 1.410 (1.395)	35.1 to 35.8 (35.5)	3.5	89
1-1/2	41	50	LT6XES06B-B	50	15	LT6XES06B-D	150	45	---	---	---	No	1.575 to 1.600 (1.587)	40.0 to 40.6 (40.3)	4.5	114
2	53	63	LT6XES07B-B	50	15	LT6XES07B-C	100	30	---	---	---	No	No 2.020 to 2.045 (2.032)	51.3 to 51.9 (51.6)	5.5	140
2-1/2	63	70	LT6XES08B-A	25	8	---	---	---	---	---	---	No	2.480 to 2.505 (2.492)	63.0 to 63.6 (63.3)	8.0	203
3	78	80	LT6XES09B-A	25	8	---	---	---	---	---	---	No	3.070 to 3.100 (3.085)	78.0 to 78.7 (78.4)	10.0	254
4	103	100	LT6XES11B-A	25	8	---	---	---	---	---	---	No	4.000 to 4.040 (4.020)	101.6 to 05.6 (102.1)	12.0	305

### System Ingress Ratings

UL 50E "Tested"	
Indoor	Type 4, 12, 13
Outdoor	Type 3, 3R, 4
CSA C22.2, No. 94	Type 3, 3R, 4, 12, 13
NEMA 250	Type 3, 3R, 4, 12, 14
IEC 60529	IP66, IP67

### System Temperature Ratings

Gen	Dry: -60 to +150°C (-76 to +302°F)
	Oil: -20 to +70°C (-4 to +158°F)
	Wet: -20 to +60°C (-4 to +140°F)
IEC/CE:	Gen: -45 to +150°C (-49 to +302°F)

For more information see  
Technical Data Sheet TDS000088.  
For download on our website.  
Please see also page 72  
for more information.



## Wide & Extreme Temperature - Fittings and accessories

### Series 5300-HT/ 5300SST6HT - High Temperature

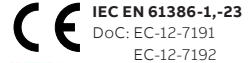
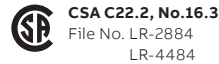
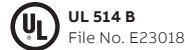


Series 5300-HT Liquid-tight High Temp



Series 5300SST6HT High Temp

#### Approvals



#### Fittings

#### Accessories

#### Series 5300-HT "High Temp"

#### Series 5300SST6HT SST 316 "High Temp"




Trade Size		Type		Insulated			Insulated			*Seal Gasket Part No.	Wire Mesh Grips Part No.	Conduit Support Part No.	**Lock Nuts SST Part No.
UL Inch	CSA mm	ISO/BS EN mm	Std. Thread	Straight Part No.	45° Part No.	90° Part No.	Straight Part No.	45° Part No.	90° Part No.				
3/8	12	16	NPT 1/2"	5331-HT	5341-HT	5351-HT	5331SST6HT	5341SST6HT	5351SST6HT	5261-HT	WMG-LT1	P CLIP/16	LNSS038
			ISO M16	---	---	---	9360SST6HT	9340SST6HT	9350SST6HT				LNSSM16
			PG 13.5	---	---	---	---	---	---				---
1/2	16	20	NPT 1/2"	5332-HT	5342-HT	5352-HT	5332SST6HT	5342SST6HT	5352SST6HT	5262-HT	WMG-LT2	P CLIP/20	LNSS050
			ISO M20	---	---	---	9362SST6HT	9342SST6HT	9352SST6HT				LNSSM20
			PG 16	---	---	---	---	---	---				---
3/4	21	25	NPT 3/4"	5333-HT	5343-HT	5353-HT	5333SST6HT	5343SST6HT	5353SST6HT	5263-HT	WMG-LT3	P CLIP/25	LNSS075
			ISO M25	---	---	---	9363SST6HT	9343SST6HT	9353SST6HT				LNSSM25
			PG 21	---	---	---	---	---	---				---
1	27	32	NPT 1"	5334-HT	5344-HT	5354-HT	5334SST6HT	5344SST6HT	5354SST6HT	5264-HT	WMG-LT4	P CLIP/32	LNSS100
			ISO M32	---	---	---	9364SST6HT	9344SST6HT	9354SST6HT				LNSSM32
			PG 29	---	---	---	---	---	---				---
1-1/4	35	40	NPT 1-1/4"	5335-HT	5345-HT	5355-HT	5335SST6HT	5345SST6HT	5355SST6HT	5265-HT	WMG-LT5	P CLIP/40	LNSS125
			ISO M40	---	---	---	9365SST6HT	9345SST6HT	9355SST6HT				LNSSM40
			PG 36	---	---	---	---	---	---				---
1-1/2	41	50	NPT 1-1/2"	5336-HT	5346-HT	5356-HT	5336SST6HT	5346SST6HT	5356SST6HT	5266-HT	WMG-LT6	P CLIP/50	LNSS150
			ISO M50	---	---	---	9366SST6HT	9346SST6HT	9356SST6HT				LNSSM50
			PG 42	---	---	---	---	---	---				---
2	53	63	NPT 2"	5337-HT	5347-HT	5357-HT	5337SST6HT	5347SST6HT	5357SST6HT	5267-HT	WMG-LT7	P CLIP/63	LNSS200
			ISO M63	---	---	---	9367SST6HT	9347SST6HT	9357SST6HT				LNSSM63
			PG 48	---	---	---	---	---	---				---
2-1/2	63	70	NPT 2-1/2"	5338-HT	5348-HT	5358-HT	---	---	---	5268-HT	WMG-LT8	P CLIP/75	---
			ISO ---	---	---	---	---	---	---				---
			PG ---	---	---	---	---	---	---				---
3	78	80	NPT 3"	5339-HT	5349-HT	5359-HT	---	---	---	5269-HT	WMG-LT9	---	---
			ISO ---	---	---	---	---	---	---				---
			PG ---	---	---	---	---	---	---				---
4	103	100	NPT 4"	5340-HT	5350-HT	5360-HT	---	---	---	5270-HT	WMG-LT10	---	---
			ISO ---	---	---	---	---	---	---				---
			PG ---	---	---	---	---	---	---				---
5	129	---	NPT 5"	5385-HT	---	---	---	---	---	---	---	---	---
			PG ---	---	---	---	---	---	---				---
			ISO ---	---	---	---	---	---	---				---
6	155	---	NPT 6"	5386-HT	---	---	---	---	---	---	---	---	---
			PG ---	---	---	---	---	---	---				---
			ISO ---	---	---	---	---	---	---				---

\*Seal gaskets required for Liquid and dust tight installations  
 \*\*Locknuts must be ordered separately for 5300-NB LT Fittings

## Computer Blue & Application Specific - Liquid-tight flexible metal conduits

Type LTBU Computer Blue - UL Listed



### Type LTBU Computer Blue - UL Listed

Typically used in Computer rooms, Data centers and infrastructure where crush and impact resistance performance is required to protect vital power conductors and communication lines

**Materials:** Galvanized Steel Core, Smooth PVC Jacket, with copper bonding wire from 3/8 to 1-1/4"

**Colour:** Blue (Standard), optional colours on request

### Approvals



UL360  
File No. E125517



IEC EN 61386-1, -23  
DoC: EC-012-16-101



CSA C22.2, No. 56  
File No. 72635



Trade Size			Coil Length									Specifications				
UL	CSA	ISO/ BS EN	Standard Carton			Small Reel			Bulk Reel			UL Bond Wire	ID Range (Nominal)		Min. Inside Bend Radius	
Inch	mm	mm	Part No.	Ft	M	Part No.	Ft	M	Part No.	Ft	M		Inch	mm	Inch	mm
3/8	12	16	LTBUS01L-C	100	30	LTBUS01L-K	500	150	LTBUS01L-L	1,000	300	Yes	0.484 to 0.505 (0.493)	12.3 to 12.8 (12.5)	2.0	51
1/2	16	20	LTBUS02L-C	100	30	LTBUS02L-K	500	150	LTBUS02L-L	1,000	300	Yes	0.622 to 0.642 (0.632)	15.8 to 16.3 (16.0)	3.0	76
3/4	21	25	LTBUS03L-C	100	30	LTBUS03L-K	500	150	LTBUS03L-L	1,000	300	Yes	0.820 to 0.840 (0.830)	20.8 to 21.3 (21.1)	4.2	107
1	27	32	LTBUS04L-C	100	30	LTBUS04L-J	400	120	---	---	---	Yes	1.041 to 1.066 (1.053)	25.4 to 27.1 (26.8)	5.5	140
1-1/4	35	40	LTBUS05L-B	50	15	LTBUS05L-E	200	60	---	---	---	Yes	1.380 to 1.410 (1.395)	35.1 to 35.8 (35.5)	7.0	178
1-1/2	41	50	LTBUS06L-B	50	15	LTBUS06L-D	150	45	---	---	---	No	1.575 to 1.600 (1.587)	40.0 to 40.6 (40.3)	4.5	114
2	53	63	LTBUS07L-B	50	15	LTBUS07L-C	100	30	---	---	---	No	2.020 to 2.045 (2.032)	51.3 to 51.9 (51.6)	6.0	152
2-1/2	63	70	LTBUS08L-A	25	8	---	---	---	---	---	---	No	2.480 to 2.505 (2.492)	63.0 to 63.6 (63.3)	8.0	203
3	78	80	LTBUS09L-A	25	8	---	---	---	---	---	---	No	3.070 to 3.100 (3.085)	78.0 to 78.7 (78.4)	10.0	254
4	103	100	LTBUS11L-A	25	8	---	---	---	---	---	---	No	4.000 to 4.040 (4.020)	101.6 to 102.6 (102.1)	12.0	305

### System Ingress Ratings

UL 50E "Listed"	
Indoor	Type 4, 12, 13
Outdoor	Type 3, 3R, 4
CSA C22.2, No. 94	Type 3, 3R, 4, 12, 13
NEMA 250	Type 3, 3R, 4, 12, 14
IEC 60529	IP66, IP67

### System Temperature Ratings

UL	Dry: -30 to +80°C (-22 to +176°F)
	Oil: -30 to +70°C (-22 to +158°F)
	Wet: -30 to +60°C (-22 to +140°F)
CSA	Dry: -30 to +75°C (-22 to +167°F)
IEC/CE	Gen: -25 to +90°C (-13 to +194°F)

For more information see  
Technical Data Sheet TDS000009.  
For download on our website.  
Please see also page 72  
for more information.



## Computer Blue & Application Specific- Liquid-tight flexible metal conduits

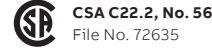
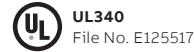
### Type LTBU Application Specific Colours - UL Listed



#### Type LTBU Red - UL Listed

Typically used in fire control, security and emergency circuits

#### Approvals



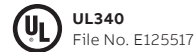
Trade Size			Coil Length					Specifications			
UL	CSA	ISO/ BS EN	Standard Carton			UL Bond Wire	ID Range (Nominal)	Min. Inside Bend Radius			
Inch	mm	mm	Part No.	Ft	M			Inch	mm	Inch	mm
3/8	12	16	LTBUS01R-C	100	30	Yes	0.484 to 0.505 (0.493)	12.3 to 12.8 (12.5)	2.0	51	
1/2	16	20	LTBUS02R-C	100	30	Yes	0.622 to 0.642 (0.632)	15.8 to 16.3 (16.0)	3.0	76	
3/4	21	25	LTBUS03R-C	100	30	Yes	0.820 to 0.840 (0.830)	20.8 to 21.3 (21.1)	4.2	107	
1	27	32	LTBUS04R-C	100	30	Yes	1.041 to 1.066 (1.053)	25.4 to 27.1 (26.8)	5.5	140	
1-1/4	35	40	LTBUS05R-B	50	15	Yes	1.380 to 1.410 (1.395)	35.1 to 35.8 (35.5)	7.0	178	
1-1/2	41	50	LTBUS06R-B	50	15	No	1.575 to 1.600 (1.587)	40.0 to 40.6 (40.3)	4.5	114	
2	53	63	LTBUS07R-B	50	15	No	2.020 to 2.045 (2.032)	51.3 to 51.9 (51.6)	6.0	152	
2-1/2	63	70	LTBUS08R-A	25	8	No	2.480 to 2.505 (2.492)	63.0 to 63.6 (63.3)	8.0	203	
3	78	80	LTBUS09R-A	25	8	No	3.070 to 3.100 (3.085)	78.0 to 78.7 (78.4)	10.0	254	
4	103	100	LTBUS11R-A	25	8	No	4.000 to 4.040 (4.020)	101.6 to 102.6 (102.1)	12.0	305	



#### Type LTBU Yellow - UL Listed

Typically used in high voltage circuit, special equipment and caution areas

#### Approvals



Trade Size			Coil Length					Specifications			
UL	CSA	ISO/ BS EN	Standard Carton			UL Bond Wire	ID Range (Nominal)	Min. Inside Bend Radius			
Inch	mm	mm	Part No.	Ft	M			Inch	mm	Inch	mm
3/8	12	16	LTBUS01Y-C	100	30	Yes	0.484 to 0.505 (0.493)	12.3 to 12.8 (12.5)	2.0	51	
1/2	16	20	LTBUS02Y-C	100	30	Yes	0.622 to 0.642 (0.632)	15.8 to 16.3 (16.0)	3.0	76	
3/4	21	25	LTBUS03Y-C	100	30	Yes	0.820 to 0.840 (0.830)	20.8 to 21.3 (21.1)	4.2	107	
1	27	32	LTBUS04Y-C	100	30	Yes	1.041 to 1.066 (1.053)	25.4 to 27.1 (26.8)	5.5	140	
1-1/4	35	40	LTBUS05Y-B	50	15	Yes	1.380 to 1.410 (1.395)	35.1 to 35.8 (35.5)	7.0	178	
1-1/2	41	50	LTBUS06Y-B	50	15	No	1.575 to 1.600 (1.587)	40.0 to 40.6 (40.3)	4.5	114	
2	53	63	LTBUS07Y-B	50	15	No	2.020 to 2.045 (2.032)	51.3 to 51.9 (51.6)	6.0	152	
2-1/2	63	70	LTBUS08Y-A	25	8	No	2.480 to 2.505 (2.492)	63.0 to 63.6 (63.3)	8.0	203	
3	78	80	LTBUS09Y-A	25	8	No	3.070 to 3.100 (3.085)	78.0 to 78.7 (78.4)	10.0	254	
4	103	100	LTBUS11Y-A	25	8	No	4.000 to 4.040 (4.020)	101.6 to 102.6 (102.1)	12.0	305	

#### System Ingress Ratings

UL 50E Listed	
Indoor	Type 4, 12, 13
Outdoor	Type 3, 3R, 4
CSA C22.2, No. 94	Type 3, 3R, 4, 12, 13
NEMA 250	Type 3, 3R, 4, 12, 14
IEC 60529	IP66, IP67

#### System Temperature Ratings

UL	Dry: -30 to +80°C (-22 to +176°F)
	Oil: -30 to +70°C (-22 to +158°F)
	Wet: -30 to +60°C (-22 to +140°F)
CSA	Dry: -30 to +75°C (-22 to +167°F)
IEC/CE	Gen: -25 to +90°C (-13 to +194°F)

For more information see  
Technical Data Sheet TDS000009.  
For download on our website.  
Please see also page 72  
for more information.

## Computer Blue & Application Specific- Liquid-tight flexible metal conduits


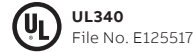
### Type LTBU Application Specific Colours - UL Listed



#### Type LTBU Green - UL Listed

Typically used in critical care infrastructure in Hospitals and Health Care facilities, critical circuits

#### Approvals



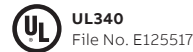
Trade Size			Coil Length				Specifications			
UL	CSA	ISO/BS EN	Standard Carton			UL Bond Wire	ID Range (Nominal)		Min. Inside Bend Radius	
Inch	mm	mm	Part No.	Ft	M		Inch	mm	Inch	mm
3/8	12	16	LTBUS01N-C	100	30	Yes	0.484 to 0.505 (0.493)		12.3 to 12.8 (12.5)	
1/2	16	20	LTBUS02N-C	100	30	Yes	0.622 to 0.642 (0.632)		15.8 to 16.3 (16.0)	
3/4	21	25	LTBUS03N-C	100	30	Yes	0.820 to 0.840 (0.830)		20.8 to 21.3 (21.1)	
1	27	32	LTBUS04N-C	100	30	Yes	1.041 to 1.066 (1.053)		25.4 to 27.1 (26.8)	
1-1/4	35	40	LTBUS05N-B	50	15	Yes	1.380 to 1.410 (1.395)		35.1 to 35.8 (35.5)	
1-1/2	41	50	LTBUS06N-B	50	15	No	1.575 to 1.600 (1.587)		40.0 to 40.6 (40.3)	
2	53	63	LTBUS07N-B	50	15	No	2.020 to 2.045 (2.032)		51.3 to 51.9 (51.6)	
2-1/2	63	70	LTBUS08N-A	25	8	No	2.480 to 2.505 (2.492)		63.0 to 63.6 (63.3)	
3	78	80	LTBUS09N-A	25	8	No	3.070 to 3.100 (3.085)		78.0 to 78.7 (78.4)	
4	103	100	LTBUS11N-A	25	8	No	4.000 to 4.040 (4.020)		101.6 to 102.6 (102.1)	



#### Type LTBU Orange - UL Listed

Typically used on construction equipment, fiber optic circuits

#### Approvals



Trade Size			Coil Length				Specifications			
UL	CSA	ISO/BS EN	Standard Carton			UL Bond Wire	ID Range (Nominal)		Min. Inside Bend Radius	
Inch	mm	mm	Part No.	Ft	M		Inch	mm	Inch	mm
3/8	12	16	LTBUS01E-C	100	30	Yes	0.484 to 0.505 (0.493)		12.3 to 12.8 (12.5)	
1/2	16	20	LTBUS02E-C	100	30	Yes	0.622 to 0.642 (0.632)		15.8 to 16.3 (16.0)	
3/4	21	25	LTBUS03E-C	100	30	Yes	0.820 to 0.840 (0.830)		20.8 to 21.3 (21.1)	
1	27	32	LTBUS04E-C	100	30	Yes	1.041 to 1.066 (1.053)		25.4 to 27.1 (26.8)	
1-1/4	35	40	LTBUS05E-B	50	15	Yes	1.380 to 1.410 (1.395)		35.1 to 35.8 (35.5)	
1-1/2	41	50	LTBUS06E-B	50	15	No	1.575 to 1.600 (1.587)		40.0 to 40.6 (40.3)	
2	53	63	LTBUS07E-B	50	15	No	2.020 to 2.045 (2.032)		51.3 to 51.9 (51.6)	
2-1/2	63	70	LTBUS08E-A	25	8	No	2.480 to 2.505 (2.492)		63.0 to 63.6 (63.3)	
3	78	80	LTBUS09E-A	25	8	No	3.070 to 3.100 (3.085)		78.0 to 78.7 (78.4)	
4	103	100	LTBUS11E-A	25	8	No	4.000 to 4.040 (4.020)		101.6 to 102.6 (102.1)	

#### System Ingress Ratings

UL 50E Listed	
Indoor	Type 4, 12, 13
Outdoor	Type 3, 3R, 4
CSA C22.2, No. 94	Type 3, 3R, 4, 12, 13
NEMA 250	Type 3, 3R, 4, 12, 14
IEC 60529	IP66, IP67

#### System Temperature Ratings

UL	Dry: -30 to +80°C (-22 to +176°F)
	Oil: -30 to +70°C (-22 to +158°F)
	Wet: -30 to +60°C (-22 to +140°F)
CSA	Dry: -30 to +75°C (-22 to +167°F)
IEC/CE	Gen: -25 to +90°C (-13 to +194°F)

For more information see Technical Data Sheet TDS000009. For download on our website. Please see also page 72 for more information.

# Computer Blue & Application Specific - Fittings and accessories

Series 5300 Steel and nickel plated brass

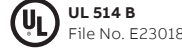


Series 5300 Steel Liquid-tight



Series 5300-NB Nickel Plated Brass Liquid-tight

### Approvals



### Fittings

### Accessories

#### Series 5300 Steel Liquid-tight

#### Series 5300-NB Nickel Plated Brass Liquid-tight



Trade Size		Type			Insulated			Insulated			*Sealing Gasket Part No.	Wire Mesh Grips Part No.	Conduit Support Part No.	Lock Nuts ** NPB Part No.
UL Inch	CSA mm	ISO/BS EN mm	Std.	Thread	Straight Part No.	45° Part No.	90° Part No.	Straight Part No.	45° Part No.	90° Part No.				
3/8	12	16	NPT	1/2"	5331	5341	5351	5331-NB	5341-NB	5351-NB	5261	WMG-LT1	P CLIP/16	LNB038
					9360	9340	9350	9330-NB	9340-NB	9350-NB				LNBM16
					7362	7342	7352	---	---	---				---
1/2	16	20	NPT	1/2"	5332	5342	5352	5332-NB	5342-NB	5352-NB	5262	WMG-LT2	P CLIP/20	LNB050
					9362	9342	9352TB	9332-NB	9342-NB	9352-NB				LNBM20
					7363	7343	7353	---	---	---				---
3/4	21	25	NPT	3/4"	5333	5343	5353	5333-NB	5343-NB	5353-NB	5263	WMG-LT3	P CLIP/25	LNB075
					9363	9343TB	9353TB	9333-NB	9343-NB	9353-NB				LNBM25
					7364	7344-TB	7354	---	---	---				---
1	27	32	NPT	1"	5334	5344	5354	5334-NB	5344-NB	5354-NB	5264	WMG-LT4	P CLIP/32	LNB100
					9364	9344	9354TB	9334-NB	9344-NB	9354-NB				LNBM32
					7365	7345	7355	---	---	---				---
1-1/4	35	40	NPT	1-1/4"	5335	5345	5355	5335-NB	5345-NB	5355-NB	5265	WMG-LT5	P CLIP/40	LNB125
					9365	9345	9355	9335-NB	9345-NB	9355-NB				LNBM40
					7366	7346	7356	---	---	---				---
1-1/2	41	50	NPT	1-1/2"	5336	5346	5356	5336-NB	5346-NB	5356-NB	5266	WMG-LT6	P CLIP/50	LNB150
					9366	9346	9356	9336-NB	9346-NB	9356-NB				LNBM50
					7367	7347	7357	---	---	---				---
2	53	63	NPT	2"	5337	5347	5357	5337-NB	5347-NB	5357-NB	5267	WMG-LT7	P CLIP/63	LNB200
					9367	9347	9357	9337-NB	9347-NB	9357-NB				LNBM63
					7368	7348-TB	7358	---	---	---				---
2-1/2	63	70	NPT	2-1/2"	5338	5348	5358	---	---	---	5268	WMG-LT8	P CLIP/75	---
					---	---	---	---	---	---				---
					---	---	---	---	---	---				---
3	78	80	NPT	3"	5339	5349	5359	---	---	---	5269	WMG-LT9	---	---
					---	---	---	---	---	---			---	
					---	---	---	---	---	---			---	
4	103	100	NPT	4"	5340	5350	5360	---	---	---	5270	WMG-LT10	---	---
					---	---	---	---	---	---			---	
					---	---	---	---	---	---			---	

\*Seal gaskets required for liquid and dust tight installations  
 \*\*Locknuts must be ordered separately for 5300-NB LT Fittings

# Halogen Free - Liquid-tight flexible metal conduits

Type LTZU - UL listed



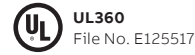
### Type LTZU - Halogen Free

Halogen Free T&B Liquidtight Flexible Metal Conduits are designed for application where safety concerns exist regarding A Materials reaction in a fire situation

**Materials:** Galvanized Steel Core, Smooth TPU Jacket, with copper bonding wire from 3/8 to 1-1/4"

**Colour:** Black (Standard)

### Approvals



Trade Size			Coil Length									Specifications				
UL	CSA	ISO/ BS EN	Standard Carton			Small Reel			Bulk Reel			UL Bond Wire	ID Range (Nominal)		Min. Inside Bend Radius	
Inch	mm	mm	Part No.	Ft	M	Part No.	Ft	M	Part No.	Ft	M		Inch	mm	Inch	mm
3/8	12	16	LTZUS01B-C	100	30	LTZUS01B-K	500	150	LTZUS01B-L	1,000	300	Yes	0.484 to 0.505 (0.493)	12.3 to 12.8 (12.5)	2.0	51
1/2	16	20	LTZUS02B-C	100	30	LTZUS02B-K	500	150	LTZUS02B-L	1,000	300	Yes	0.622 to 0.642 (0.632)	15.8 to 16.3 (16.0)	3.0	76
3/4	21	25	LTZUS03B-C	100	30	LTZUS03B-K	500	150	LTZUS03B-L	1,000	300	Yes	0.820 to 0.840 (0.830)	20.8 to 21.3 (21.1)	4.2	107
1	27	32	LTZUS04B-C	100	30	LTZUS04B-J	400	120	---	---	---	Yes	1.041 to 1.066 (1.053)	25.4 to 27.1 (26.8)	5.5	140
1-1/4	35	40	LTZUS05B-B	50	15	LTZUS05B-E	200	60	---	---	---	Yes	1.380 to 1.410 (1.395)	35.1 to 35.8 (35.5)	7.0	178
1-1/2	41	50	LTZUS06B-B	50	15	LTZUS06B-D	150	45	---	---	---	No	1.575 to 1.600 (1.587)	40.0 to 40.6 (40.3)	4.5	114
2	53	63	LTZUS07B-B	50	15	LTZUS07B-C	100	30	---	---	---	No	2.020 to 2.045 (2.032)	51.3 to 51.9 (51.6)	6.0	152
2-1/2	63	70	LTZUS08B-A	25	8	LTZUS08B-G	275	80	---	---	---	No	2.480 to 2.505 (2.492)	63.0 to 63.6 (63.3)	8.0	203
3	78	80	LTZUS09B-A	25	8	LTZUS09B-P	175	50	---	---	---	No	3.070 to 3.100 (3.085)	78.0 to 78.7 (78.4)	10.0	254
4	103	100	LTZUS11B-A	25	8	LTZUS11B-C	100	30	---	---	---	No	4.000 to 4.040 (4.020)	101.6 to 102.6 (102.1)	12.0	305

### System Ingress Ratings

UL 50E "Listed"	
Indoor	Type 4, 12, 13
Outdoor	Type 3, 3R, 4
CSA C22.2, No. 94	Type 3, 3R, 4, 12, 13
NEMA 250	Type 3, 3R, 4, 12, 14
IEC 60529	IP66, IP67

### System Temperature Ratings

UL	Dry: -40 to +80°C (-40 to +176°F)
	Oil: -40 to +70°C (-40 to +158°F)
	Wet: -40 to +60°C (-40 to +140°F)
CSA	Dry: -30 to +60°C (-40 to +140°F)
	Oil: -40 to +60°C (-40 to +140°F)
	Wet: -40 to +60°C (-40 to +140°F)
IEC/CE	Gen: -45 to +90°C (-49 to +194°F)

For more information see Technical Data Sheet TDS000010. For download on our website. Please see also page 72 for more information.



# Halogen Free - Liquid-tight flexible metal conduits

Type LTZE - CE certified



## Type LTZE - Halogen Free

Halogen Free T&B Liquidtight Flexible Metal Conduits are designed for application where safety concerns exist regarding A Materials reaction in a fire situation

**Materials:** Galvanized Steel Core, Smooth TPU Jacket

**Colour:** Black (Standard)

## Approvals



Trade Size			Coil Length									Specifications				
UL	CSA	ISO/ BS EN	Standard Carton			Small Reel			Bulk Reel			UL Bond Wire	ID Range (Nominal)		Min. Inside Bend Radius	
Inch	mm	mm	Part No.	Ft	M	Part No.	Ft	M	Part No.	Ft	M		Inch	mm	Inch	mm
3/8	12	16	LTZES01B-C	100	30	LTZES01B-K	500	150	LTZES01B-L	1,000	300	No	0.484 to 0.505 (0.493)	12.3 to 12.8 (12.5)	1.5	38
1/2	16	20	LTZES02B-C	100	30	LTZES02B-K	500	150	LTZES02B-L	1,000	300	No	0.622 to 0.642 (0.632)	15.8 to 16.3 (16.0)	2.0	51
3/4	21	25	LTZES03B-C	100	30	LTZES03B-K	500	150	LTZES03B-L	1,000	300	No	0.820 to 0.840 (0.830)	20.8 to 21.3 (21.1)	2.5	64
1	27	32	LTZES04B-C	100	30	LTZES04B-J	400	120	---	---	---	No	1.041 to 1.066 (1.053)	25.4 to 27.1 (26.8)	3.0	76
1-1/4	35	40	LTZES05B-B	50	15	LTZES05B-E	200	60	---	---	---	No	1.380 to 1.410 (1.395)	35.1 to 35.8 (35.5)	3.5	89
1-1/2	41	50	LTZES06B-B	50	15	LTZES06B-D	150	45	---	---	---	No	1.575 to 1.600 (1.587)	40.0 to 40.6 (40.3)	4.5	114
2	53	63	LTZES07B-B	50	15	LTZES07B-C	100	30	---	---	---	No	2.020 to 2.045 (2.032)	51.3 to 51.9 (51.6)	5.5	140
2-1/2	63	70	LTZES08B-A	25	8	LTZES08B-G	275	80	---	---	---	No	2.480 to 2.505 (2.492)	63.0 to 63.6 (63.3)	8.0	203
3	78	80	LTZES09B-A	25	8	LTZES09B-P	175	50	---	---	---	No	3.070 to 3.100 (3.085)	78.0 to 78.7 (78.4)	10.0	254
4	103	100	LTZES11B-A	25	8	LTZES11B-C	100	30	---	---	---	No	4.000 to 4.040 (4.020)	101.6 to 102.6 102.1	12.0	305
5	129	---	LTZES12B-A	25	8	---	---	---	---	---	---	No	3.070 to 3.100 (3.085)	78.0 to 78.7 (78.4)	17.5	445
6	155	---	LTZES13B-A	25	8	---	---	---	---	---	---	No	4.000 to 4.040 (4.020)	101.6 to 102.6 (102.1)	22.5	572

## System Ingress Ratings

UL 50E "Tested"	
Indoor	Type 4, 12, 13
Outdoor	Type 3, 3R, 4
CSA C22.2, No. 94	Type 3, 3R, 4, 12, 13
NEMA 250	Type 3, 3R, 4, 12, 14
IEC 60529	IP66, IP67

## System Temperature Ratings

Gen	Dry: -40 to +80°C (-40 to +176°F)
	Oil: -40 to +70°C (-40 to +158°F)
	Wet: -40 to +60°C (-40 to +140°F)
IEC/CE:	Gen: -45 to +90°C (+49 to +194°F)

For more information see Technical Data Sheet TDS000011. For download on our website. Please see also page 72 for more information.

# Halogen Free - Liquid-tight flexible metal conduits

Type LTLE Aluminum - CE certified



### Type LTLE Aluminum - CE Certified

Aluminum Halogen Free, CE Certified, T&B Liquidtight Flexible Metallic Conduits are designed for applications with light weight requirements where safety concerns exist rearing a materials reaction in a fire situation

**Materials:** Aluminum Core, Smooth TPU Jacket

**Colour:** Gray (Standard), Black (Optional)

### Approvals



Trade Size			Coil Length										Specifications			
UL	CSA	ISO/ BS EN	Standard Carton			Small Reel			Bulk Reel				ID Range (Nominal)		Min. Inside Bend Radius	
Inch	mm	mm	Part No.	Ft	M	Part No.	Ft	M	Part No.	Ft	M	UL Bond Wire	Inch	mm	Inch	mm
3/8	12	16	LTLES01G-C	100	30	LTLES01G-K	500	150	LTLES01G-L	1,000	300	No	0.484 to 0.505 (0.493)	12.3 to 12.8 (12.5)	1.5	38
1/2	16	20	LTLES02G-C	100	30	LTLES02G-K	500	150	LTLES02G-L	1,000	300	No	0.622 to 0.642 (0.632)	15.8 to 16.3 (16.0)	2.0	51
3/4	21	25	LTLES03G-C	100	30	LTLES03G-K	500	150	LTLES03G-L	1,000	300	No	0.820 to 0.840 (0.830)	20.8 to 21.3 (21.1)	2.5	64
1	27	32	LTLES04G-C	100	30	LTLES04G-J	400	120	---	---	---	No	1.041 to 1.066 (1.053)	25.4 to 27.1 (26.8)	3.0	76
1-1/4	35	40	LTLES05G-B	50	15	LTLES05G-E	200	60	---	---	---	No	1.380 to 1.410 (1.395)	35.1 to 35.8 (35.5)	3.5	89
1-1/2	41	50	LTLES06G-B	50	15	LTLES06G-D	150	45	---	---	---	No	1.575 to 1.600 (1.587)	40.0 to 40.6 (40.3)	4.5	114
2	53	63	LTLES07G-B	50	15	LTLES07G-C	100	30	---	---	---	No	2.020 to 2.045 (2.032)	51.3 to 51.9 (51.6)	5.5	140
2-1/2	63	70	LTLES08G-A	25	8	LTLES08G-G	275	80	---	---	---	No	2.480 to 2.505 (2.492)	63.0 to 63.6 (63.3)	8.0	203
3	78	80	LTLES09G-A	25	8	LTLES09G-P	175	50	---	---	---	No	3.070 to 3.100 (3.085)	78.0 to 78.7 (78.4)	10.0	254
4	103	100	LTLES11G-A	25	8	LTLES11B-C	100	30	---	---	---	No	4.000 to 4.040 (4.020)	101.6 to 102.6 (102.1)	12.0	305

### System Ingress Ratings

UL 50E "Tested"	
Indoor	Type 4, 12, 13
Outdoor	Type 3, 3R, 4
CSA C22.2, No. 94	Type 3, 3R, 4, 12, 13
NEMA 250	Type 3, 3R, 4, 12, 14
IEC 60529	IP66, IP67

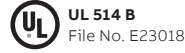
### System Temperature Ratings

Gen	Dry: -40 to +80°C (-40 to +176°F)
	Oil: -40 to +70°C (-40 to +158°F)
	Wet: -40 to +60°C (-40 to +140°F)
IEC/CE:	Gen: -45 to +90°C (+49 to +194°F)

For more information see Technical Data Sheet TDS000012. For download on our website. Please see also page 72 for more information.

# Halogen Free - Fittings and accessories

## Series 5200AL Aluminum



Series 5200AL

Fittings											Accessories		
Series 5300 Aluminum Liquid-tight											Series 5200AL GR Aluminum Liquid-tight		
Trade Size		Type			Insulated			Non-Insulated			Sealing Gasket Part No.	Wire Mesh Grips Part No.	Conduit Support Part No.
UL Inch	CSA mm	ISO/BS EN mm	Std.	Thread	Straight Part No.	45° Part No.	90° Part No.	Straight Part No.	45° Part No.	90° Part No.			
3/8	12	16	NPT	1/2"	5231AL	---	5251AL	5231ALGR	---	5251ALGR	5261	WMG-LT1	P CLIP/16
			ISO	M16	---	---	---	---	---				
			PG	13.5	---	---	---	---	---				
1/2	16	20	NPT	1/2"	5232AL	---	5252AL	5232ALGR	---	5252ALGR	5262	WMG-LT2	P CLIP/20
			ISO	M20	---	---	---	---	---				
			PG	16	---	---	---	---	---				
3/4	21	25	NPT	3/4"	5233AL	---	5253AL	5233ALGR	---	5253ALGR	5263	WMG-LT3	P CLIP/25
			ISO	M25	---	---	---	---	---				
			PG	21	---	---	---	---	---				
1	27	32	NPT	1"	5234AL	---	5254AL	5234ALGR	---	5254ALGR	5264	WMG-LT4	P CLIP/32
			ISO	M32	---	---	---	---	---				
			PG	29	---	---	---	---	---				
1-1/4	35	40	NPT	1-1/4"	5235AL	---	5255AL	5235ALGR	---	5255ALGR	5265	WMG-LT5	P CLIP/40
			ISO	M40	---	---	---	---	---				
			PG	36	---	---	---	---	---				
1-1/2	41	50	NPT	1-1/2"	5236AL	---	5256AL	5236ALGR	---	5256ALGR	5266	WMG-LT6	P CLIP/50
			ISO	M50	---	---	---	---	---				
			PG	42	---	---	---	---	---				
2	53	63	NPT	2"	5237AL	---	5257AL	5237ALGR	---	5257ALGR	5267	WMG-LT7	P CLIP/63
			ISO	M63	---	---	---	---	---				
			PG	48	---	---	---	---	---				
2-1/2	63	70	NPT	2-1/2"	5238AL	---		5238ALGR	---		5268	WMG-LT8	P CLIP/75
			ISO	---	---	---	---	---	---				
			PG	---	---	---	---	---	---				
3	78	80	NPT	3"	5239AL	---		5239ALGR	---		5269	WMG-LT9	---
			ISO	---	---	---	---	---	---				
			PG	---	---	---	---	---	---				
4	103	100	NPT	4"	5240AL	---		5240ALGR	---		5270	WMG-LT10	---
			ISO	---	---	---	---	---	---				
			PG	---	---	---	---	---	---				

\*Seal gaskets required for Liquid and dust tight installations

## EMI/RFI - Liquid-tight flexible metal conduits

Type LTEU Standard performance - UL listed



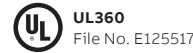
### Type LTEU EMI/RFI - Standard performance

Type LTEU EMI/RFI Protective T&B Liquidtight Flexible Metallic Conduit is UL Listed, and provides a tinned copper braid shield

**Materials:** Galvanized Steel Core, Smooth PVC Jacket, with copper bonding wire from 3/8 to 1-1/4"

**Colour:** Black (Standard)

### Approvals



Trade Size			Coil Length										Specifications			
UL	CSA	ISO/ BS EN	Standard Carton			Small Reel			Bulk Reel				ID Range (Nominal)		Min. Inside Bend Radius	
Inch	mm	mm	Part No.	Ft	M	Part No.	Ft	M	Part No.	Ft	M	UL Bond Wire	Inch	mm	Inch	mm
3/8	12	16	LTEUS01B-C	100	30	LTEUS01B-K	500	150	LTEUS01B-L	1,000	300	Yes	0.484 to 0.505 (0.493)	12.3 to 12.8 (12.5)	2.0	51
1/2	16	20	LTEUS02B-C	100	30	LTEUS02B-K	500	150	LTEUS02B-L	1,000	300	Yes	0.622 to 0.642 (0.632)	15.8 to 16.3 (16.0)	3.0	76
3/4	21	25	LTEUS03B-C	100	30	LTEUS03B-K	500	150	LTEUS03B-L	1,000	300	Yes	0.820 to 0.840 (0.830)	20.8 to 21.3 (21.1)	4.2	107
1	27	32	LTEUS04B-C	100	30	LTEUS04B-J	400	120	---	---	---	Yes	1.041 to 1.066 (1.053)	25.4 to 27.1 (26.8)	5.5	140
1-1/4	35	40	LTEUS05B-B	50	15	LTEUS05B-E	200	60	---	---	---	Yes	1.380 to 1.410 (1.395)	35.1 to 35.8 (35.5)	7.0	178
1-1/2	41	50	LTEUS06B-B	50	15	LTEUS06B-D	150	45	---	---	---	No	1.575 to 1.600 (1.587)	40.0 to 40.6 (40.3)	4.5	114
2	53	63	LTEUS07B-B	50	15	LTEUS07B-C	100	30	---	---	---	No	2.020 to 2.045 (2.032)	51.3 to 51.9 (51.6)	6.0	152

### System Ingress Ratings

UL 50E "Listed"	
Indoor	Type 4, 12, 13
Outdoor	Type 3, 3R, 4
CSA C22.2, No. 94	Type 3, 3R, 4, 12, 13
NEMA 250	Type 3, 3R, 4, 12, 14
IEC 60529	IP66, IP67

### System Temperature Ratings

UL	Dry: -30 to +80°C (-22 to +176°F)
	Oil: -30 to +70°C (-22 to +158°F)
	Wet: -30 to +60°C (-22 to +140°F)
IEC/CE	Gen: -25 to +90°C (-13 to +194°F)



## EMI/RFI - Liquid-tight flexible metal conduits

Type LTME Mid performance - CE certified



### Type LTME EMI/RFI - Mid performance

Type LTME EMI/RFI Protective T&B Liquidtight Flexible Metallic Conduit is CE certified, supplied with bronze core

**Materials:** Bronze Core, Smooth PVC Jacket

**Colour:** Black (Standard)

### Approvals



Trade Size			Coil Length										Specifications			
UL	CSA	ISO/ BS EN	Standard Carton			Small Reel			Bulk Reel				ID Range (Nominal)		Min. Inside Bend Radius	
Inch	mm	mm	Part No.	Ft	M	Part No.	Ft	M	Part No.	Ft	M	UL Bond Wire	Inch	mm	Inch	mm
3/8	12	16	LTMES01B-C	100	30	LTMES01B-K	500	150	LTMES01B-L	1,000	300	No	0.484 to 0.505 (0.493)	12.3 to 12.8 (12.5)	1.5	38
1/2	16	20	LTMES02B-C	100	30	LTMES02B-K	500	150	LTMES02B-L	1,000	300	No	0.622 to 0.642 (0.632)	15.8 to 16.3 (16.0)	2.0	51
3/4	21	25	LTMES03B-C	100	30	LTMES03B-K	500	150	LTMES03B-L	1,000	300	No	0.820 to 0.840 (0.830)	20.8 to 21.3 (21.1)	2.5	64
1	27	32	LTMES04B-C	100	30	LTMES04B-J	400	120	---	---	---	No	1.041 to 1.066 (1.053)	25.4 to 27.1 (26.8)	3.0	76
1-1/4	35	40	LTMES05B-B	50	15	LTMES05B-E	200	60	---	---	---	No	1.380 to 1.410 (1.395)	35.1 to 35.8 (35.5)	3.5	89
1-1/2	41	50	LTMES06B-B	50	15	LTMES06B-D	150	45	---	---	---	No	1.575 to 1.600 (1.587)	40.0 to 40.6 (40.3)	4.5	114
2	53	63	LTMES07B-B	50	15	LTMES07B-C	100	30	---	---	---	No	2.020 to 2.045 (2.032)	51.3 to 51.9 (51.6)	5.5	140
2-1/2	63	70	LTMES08B-A	25	8	---	---	---	---	---	---	No	2.480 to 2.505 (2.492)	63.0 to 63.6 (63.3)	8.0	203
3	78	80	LTMES09B-A	25	8	---	---	---	---	---	---	No	3.070 to 3.100 (3.085)	78.0 to 78.7 (78.4)	10.0	254
4	103	100	LTMES11B-A	25	8	---	---	---	---	---	---	No	4.000 to 4.040 (4.020)	101.6 to 102.6 102.1	12.0	305

### System Ingress Ratings

UL 50E "Tested"	
Indoor	Type 4, 12, 13
Outdoor	Type 3, 3R, 4
CSA C22.2, No. 94	Type 3, 3R, 4, 12, 13
NEMA 250	Type 3, 3R, 4, 12, 14
IEC 60529	IP66, IP67

### System Temperature Ratings

Gen	Dry: -20 to +80°C (-4 to +176°F)
	Oil: -20 to +70°C (-4 to +158°F)
	Wet: -20 to +60°C (-4 to +140°F)
IEC/CE:	Gen: -15 to +60°C (+5 to +140°F)

## EMI/RFI - Liquid-tight flexible metal conduits

Type LTCE High performance - CE certified



### Type LTCE EMI/RFI - High performance

Type LTCE EMI/RFI Protective T&B Liquidtight Flexible Metallic Conduit is CE certified, and provides a tinned copper braid over a bronze core

**Materials:** Bronze Core, Smooth PVC Jacket

**Colour:** Black (Standard)

### Approvals

**CE** IEC EN 61386-1, -23  
DoC: EC-012-16-164



Trade Size			Coil Length										Specifications			
UL	CSA	ISO/ BS EN	Standard Carton			Small Reel			Bulk Reel				ID Range (Nominal)		Min. Inside Bend Radius	
Inch	mm	mm	Part No.	Ft	M	Part No.	Ft	M	Part No.	Ft	M	UL Bond Wire	Inch	mm	Inch	mm
3/8	12	16	LTCES01B-C	100	30	LTCES01B-K	500	150	---	---	---	No	0.484 to 0.505 (0.493)	12.3 to 12.8 (12.5)	1.5	38
1/2	16	20	LTCES02B-C	100	30	LTCES02B-K	500	150	---	---	---	No	0.622 to 0.642 (0.632)	15.8 to 16.3 (16.0)	2.0	51
3/4	21	25	LTCES03B-C	100	30	LTCES03B-K	500	150	---	---	---	No	0.820 to 0.840 (0.830)	20.8 to 21.3 (21.1)	2.5	64
1	27	32	LTCES04B-C	100	30	LTCES04B-J	400	120	---	---	---	No	1.041 to 1.066 (1.053)	25.4 to 27.1 (26.8)	3.0	76
1-1/4	35	40	LTCES05B-B	50	15	LTCES05B-E	200	60	---	---	---	No	1.380 to 1.410 (1.395)	35.1 to 35.8 (35.5)	3.5	89
1-1/2	41	50	LTCES06B-B	50	15	LTCES06B-D	150	45	---	---	---	No	1.575 to 1.600 (1.587)	40.0 to 40.6 (40.3)	4.5	114
2	53	63	LTCES07B-B	50	15	LTCES07B-C	100	30	---	---	---	No	2.020 to 2.045 (2.032)	51.3 to 51.9 (51.6)	5.5	140

### System Ingress Ratings

UL 50E "Tested"	
Indoor	Type 4, 12, 13
Outdoor	Type 3, 3R, 4
CSA C22.2, No. 94	Type 3, 3R, 4, 12, 13
NEMA 250	Type 3, 3R, 4, 12, 14
IEC 60529	IP66, IP67

### System Temperature Ratings

Gen	Dry: -20 to +80°C (-4 to +176°F)
	Oil: -20 to +70°C (-4 to +158°F)
	Wet: -20 to +60°C (-4 to +140°F)
IEC/CE:	Gen: -15 to +60°C (+5 to +140°F)

## EMI/RFI - Fittings and accessories

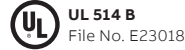
Series 5300 - Steel/Series 5300-NB - Nickel Plated Brass



Series 5300 Steel Liquid-tight



Series 5300-NB Nickel Plated Brass Liquid-tight



**Fittings**

**Accessories**

**Series 5300  
Steel Liquid-tight**

**Series 5300-NB Nickel  
Plated Brass Liquid-tight**




Trade Size			Type		Insulated			Insulated			*Seal Gasket Part No.	Wire Mesh Grips Part No.	Conduit Support Part No.	Lock Nuts **NPB Part No.	
UL Inch	CSA mm	ISO/BS EN mm	Std.	Thread	Straight Part No.	45° Part No.	90° Part No.	Straight Part No.	45° Part No.	90° Part No.					
3/8	12	16	NPT	1/2"	5331	5341	5351	5331-NB	5341-NB	5351-NB	5261	WMG-LT1	P CLIP/16	LNB038	
			ISO	M16	9360	9340	9350	9330-NB	9340-NB	9350-NB					LNB038
			PG	13.5	7362	7342	7352	---	---	---					---
1/2	16	20	NPT	1/2"	5332	5342	5352	5332-NB	5342-NB	5352-NB	5262	WMG-LT2	P CLIP/20	LNB050	
			ISO	M20	9362	9342	9352TB	9332-NB	9342-NB	9352-NB					LNB050
			PG	16	7363	7343	7353	---	---	---					---
3/4	21	25	NPT	3/4"	5333	5343	5353	5333-NB	5343-NB	5353-NB	5263	WMG-LT3	P CLIP/25	LNB075	
			ISO	M25	9363	9343TB	9353TB	9333-NB	9343-NB	9353-NB					LNB075
			PG	21	7364	7344-TB	7354	---	---	---					---
1	27	32	NPT	1"	5334	5344	5354	5334-NB	5344-NB	5354-NB	5264	WMG-LT4	P CLIP/32	LNB100	
			ISO	M32	9364	9344	9354TB	9334-NB	9344-NB	9354-NB					LNB100
			PG	29	7365	7345	7355	---	---	---					---
1-1/4	35	40	NPT	1-1/4"	5335	5345	5355	5335-NB	5345-NB	5355-NB	5265	WMG-LT5	P CLIP/40	LNB125	
			ISO	M40	9365	9345	9355	9335-NB	9345-NB	9355-NB					LNB125
			PG	36	7366	7346	7356	---	---	---					---
1-1/2	41	50	NPT	1-1/2"	5336	5346	5356	5336-NB	5346-NB	5356-NB	5266	WMG-LT6	P CLIP/50	LNB150	
			ISO	M50	9366	9346	9356	9336-NB	9346-NB	9356-NB					LNB150
			PG	42	7367	7347	7357	---	---	---					---
2	53	63	NPT	2"	5337	5347	5357	5337-NB	5347-NB	5357-NB	5267	WMG-LT7	P CLIP/63	LNB200	
			ISO	M63	9367	9347	9357	9337-NB	9347-NB	9357-NB					LNB200
			PG	48	7368	7348-TB	7358	---	---	---					---
2-1/2	63	70	NPT	2-1/2"	5338	5348	5358	---	---	---	5268	WMG-LT8	P CLIP/75	---	
			ISO	---	---	---	---	---	---	---					---
			PG	---	---	---	---	---	---	---					---
3	78	80	NPT	3"	5339	5349	5359	---	---	---	5269	WMG-LT9	---	---	
			ISO	---	---	---	---	---	---	---					---
			PG	---	---	---	---	---	---	---					---
4	103	100	NPT	4"	5340	5350	5360	---	---	---	5270	WMG-LT10	---	---	
			ISO	---	---	---	---	---	---	---					---
			PG	---	---	---	---	---	---	---					---

\*Seal gaskets required for Liquid and dust tight installations

\*\*Locknuts must be ordered separately for 5300-NB LT Fittings

## Stainless Steel - Liquid-tight flexible metal conduits

Type LT4GE SST 304 - CE Certified



### Type LT4GE SST 304 - General Purpose

Stainless Steel 304 General Purpose, CE Certified Flexible Metallic Conduits provide excellent strength, corrosion protection and liquid-tight performance

**Materials:** Stainless Steel 304, Smooth PVC Jacket

**Colour:** Clear (Standard), Grey (Optional)

### Approvals



Trade Size			Coil Length									Specifications				
UL	CSA	ISO/ BS EN	Standard Carton			Small Reel			Bulk Reel			UL Bond Wire	ID Range (Nominal)		Min. Inside Bend Radius	
Inch	mm	mm	Part No.	Ft	M	Part No.	Ft	M	Part No.	Ft	M		Inch	mm	Inch	mm
3/8	12	16	LT4GES01C-C	100	30	LT4GES01C-K	500	150	LT4GES01C-L	1,000	300	No	0.484 to 0.505 (0.493)	12.3 to 12.8 (12.5)	2.0	51
1/2	16	20	LT4GES02C-C	100	30	LT4GES02C-K	500	150	LT4GES02C-L	1,000	300	No	0.622 to 0.642 (0.632)	15.8 to 16.3 (16.0)	3.0	76
3/4	21	25	LT4GES03C-C	100	30	LT4GES03C-K	500	150	LT4GES03C-L	1,000	300	No	0.820 to 0.840 (0.830)	20.8 to 21.3 (21.1)	4.2	107
1	27	32	LT4GES04C-C	100	30	LT4GES04C-J	400	120	---	---	---	No	1.041 to 1.066 (1.053)	25.4 to 27.1 (26.8)	5.5	140
1-1/4	35	40	LT4GES05C-B	50	15	LT4GES05C-E	200	60	---	---	---	No	1.380 to 1.410 (1.395)	35.1 to 35.8 (35.5)	7.0	178
1-1/2	41	50	LT4GES06C-B	50	15	LT4GES06C-D	150	45	---	---	---	No	1.575 to 1.600 (1.587)	40.0 to 40.6 (40.3)	4.5	114
2	53	63	LT4GES07C-B	50	15	LT4GES07C-C	100	30	---	---	---	No	2.020 to 2.045 (2.032)	51.3 to 51.9 (51.6)	6.0	152
2-1/2	63	70	LT4GES08C-A	25	8	---	275	80	---	---	---	No	2.480 to 2.505 (2.492)	63.0 to 63.6 (63.3)	8.0	203
3	78	80	LT4GES09C-A	25	8	---	175	50	---	---	---	No	3.070 to 3.100 (3.085)	78.0 to 78.7 (78.4)	10.0	254
4	103	100	LT4GES11C-A	25	8	---	100	30	---	---	---	No	4.000 to 4.040 (4.020)	101.6 to 102.6 (102.1)	12.0	305

### System Ingress Ratings

UL 50E "Tested"	
Indoor	Type 4, 12, 13
Outdoor	Type 3, 3R, 4
CSA C22.2, No. 94	Type 3, 3R, 4, 12, 13
NEMA 250	Type 3, 3R, 4, 12, 14
IEC 60529	IP66, IP67

### System Temperature Ratings


Gen	Dry: -20 to +80°C (-4 to +176°F)
	Oil: -20 to +70°C (-4 to +158°F)
	Wet: -20 to +60°C (-4 to +140°F)
IEC/CE:	Gen: -15 to +60°C (+5 to +140°F)

For more information see Technical Data Sheet TDS000085. For download on our website. Please see also page 72 for more information.



# Stainless Steel - Liquid-tight flexible metal conduits

## Type LT6GE SST 316L - CE certified



### Type LT6GE SST 316L - General Purpose

Stainless Steel 316L general purpose, CE Certified T&B Liquidtight Flexible Metallic Conduits provide superior strength, corrosion protection and Liquidtight performance

**Materials:** Stainless Steel 316L Core, Smooth PVC Jacket

**Colour:** Gray (Standard), Clear (Optional)

### Approvals



Trade Size			Coil Length									Specifications				
UL	CSA	ISO/ BS EN	Standard Carton			Small Reel			Bulk Reel			UL Bond Wire	ID Range (Nominal)		Min. Inside Bend Radius	
Inch	mm	mm	Part No.	Ft	M	Part No.	Ft	M	Part No.	Ft	M		Inch	mm	Inch	mm
3/8	12	16	LT6GES01G-C	100	30	LT6GES01G-K	500	150	LT6GES01G-L	1,000	300	No	0.484 to 0.505 (0.493)	12.3 to 12.8 (12.5)	2.0	51
1/2	16	20	LT6GES02G-C	100	30	LT6GES02G-K	500	150	LT6GES02G-L	1,000	300	No	0.622 to 0.642 (0.632)	15.8 to 16.3 (16.0)	3.0	76
3/4	21	25	LT6GES03G-C	100	30	LT6GES03G-K	500	150	LT6GES03G-L	1,000	300	No	0.820 to 0.840 (0.830)	20.8 to 21.3 (21.1)	4.2	107
1	27	32	LT6GES04G-C	100	30	LT6GES04G-J	400	120	---	---	---	No	1.041 to 1.066 (1.053)	25.4 to 27.1 (26.8)	5.5	140
1-1/4	35	40	LT6GES05G-B	50	15	LT6GES05G-E	200	60	---	---	---	No	1.380 to 1.410 (1.395)	35.1 to 35.8 (35.5)	7.0	178
1-1/2	41	50	LT6GES06G-B	50	15	LT6GES06G-D	150	45	---	---	---	No	1.575 to 1.600 (1.587)	40.0 to 40.6 (40.3)	4.5	114
2	53	63	LT6GES07G-B	50	15	LT6GES07G-C	100	30	---	---	---	No	2.020 to 2.045 (2.032)	51.3 to 51.9 (51.6)	6.0	152
2-1/2	63	70	LT6GES08G-A	25	8	LT6GES08G-G	275	80	---	---	---	No	2.480 to 2.505 (2.492)	63.0 to 63.6 (63.3)	8.0	203
3	78	80	LT6GES09G-A	25	8	LT6GES09G-P	175	50	---	---	---	No	3.070 to 3.100 (3.085)	78.0 to 78.7 (78.4)	10.0	254
4	103	100	LT6GES11G-A	25	8	LT6GES11G-C	100	30	---	---	---	No	4.000 to 4.040 (4.020)	101.6 to 102.6 (102.1)	12.0	305

### System Ingress Ratings

UL 50E "Tested"	
Indoor	Type 4, 12, 13
Outdoor	Type 3, 3R, 4
CSA C22.2, No. 94	Type 3, 3R, 4, 12, 13
NEMA 250	Type 3, 3R, 4, 12, 14
IEC 60529	IP66, IP67

### System Temperature Ratings

Gen	Dry: -55 to +105°C (-67 to +221°F)
	Oil: -30 to +70°C (-22 to +158°F)
	Wet: -30 to +60°C (-22 to +140°F)
IEC/CE:	Gen: -45 to +105°C (+49 to +221°F)

For more information see  
 Technical Data Sheet TDS000087.  
 For download on our website.  
 Please see also page 72  
 for more information.

## Stainless Steel - Liquid-tight flexible metal conduits

Type LT6XE Extreme Temperature - CE certified



### Type LT6XE - Extreme Temperature

Stainless Steel 316L extreme temperature, CE Certified T&B Liquidtight Flexible Metallic Conduits provide excellent performance in extreme temperatures and highly corrosive environments

**Materials:** Stainless Steel 316L Core, Smooth TPU Jacket

**Colour:** Black (Standard)

### Approvals

**CE** IEC EN 61386-1, -23  
DoC: EC-012-16-178



Trade Size			Coil Length										Specifications			
UL	CSA	ISO/ BS EN	Standard Carton			Small Reel			Bulk Reel				ID Range (Nominal)		Min. Inside Bend Radius	
Inch	mm	mm	Part No.	Ft	M	Part No.	Ft	M	Part No.	Ft	M	UL Bond Wire	Inch	mm	Inch	mm
3/8	12	16	LTXES01B-C	100	30	LTXES01B-K	500	150	LTXES01B-L	1,000	300	No	0.484 to 0.505 (0.493)	12.3 to 12.8 (12.5)	1.5	38
1/2	16	20	LTXES02B-C	100	30	LTXES02B-K	500	150	LTXES02B-L	1,000	300	No	0.622 to 0.642 (0.632)	15.8 to 16.3 (16.0)	2.0	51
3/4	21	25	LTXES03B-C	100	30	LTXES03B-K	500	150	LTXES03B-L	1,000	300	No	0.820 to 0.840 (0.830)	20.8 to 21.3 (21.1)	2.5	64
1	27	32	LTXES04B-C	100	30	LTXES04B-J	400	120	---	---	---	No	1.041 to 1.066 (1.053)	25.4 to 27.1 (26.8)	3.0	76
1-1/4	35	40	LTXES05B-B	50	15	LTXES05B-E	200	60	---	---	---	No	1.380 to 1.410 (1.395)	35.1 to 35.8 (35.5)	3.5	89
1-1/2	41	50	LTXES06B-B	50	15	LTXES06B-D	150	45	---	---	---	No	1.575 to 1.600 (1.587)	40.0 to 40.6 (40.3)	4.5	114
2	53	63	LTXES07B-B	50	15	LTXES07B-C	100	30	---	---	---	No	2.020 to 2.045 (2.032)	51.3 to 51.9 (51.6)	5.5	140
2-1/2	63	70	LTXES08B-A	25	8	---	---	---	---	---	---	No	2.480 to 2.505 (2.492)	63.0 to 63.6 (63.3)	8.0	203
3	78	80	LTXES09B-A	25	8	---	---	---	---	---	---	No	3.070 to 3.100 (3.085)	78.0 to 78.7 (78.4)	10.0	254
4	103	100	LTXES11B-A	25	8	---	---	---	---	---	---	No	4.000 to 4.040 (4.020)	101.6 to 102.6 (102.1)	12.0	305

### System Ingress Ratings

UL 50E "Tested"	
Indoor	Type 4, 12, 13
Outdoor	Type 3, 3R, 4
CSA C22.2, No. 94	Type 3, 3R, 4, 12, 13
NEMA 250	Type 3, 3R, 4, 12, 14
IEC 60529	IP66, IP67

### System Temperature Ratings

Gen	Dry: -60 to +150°C (-76 to +302°F)
IEC/CE:	Gen: -45 to +150°C (-49 to +302°F)

For more information see Technical Data Sheet TDS000088. For download on our website. Please see also page 72 for more information.

# Stainless Steel 316 - Fittings and accessories

Series 5300SST6/ Series 5300SST6HT High Temperature



Series 5300SST6



Series 5300SST6HT High Temperature

### Approvals



UL 514 B  
File No. E23018



IEC EN 61386-1,-23



CSA C22.2, No.16.3  
File No. LR-2884  
LR-4484



### Fittings

### Accessories

#### Series 5300SST6 SST 316

#### Series 5300SST6HT SST 316 High Temperature

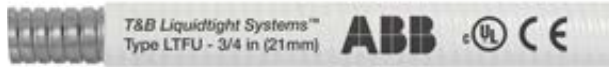


Trade Size			Type		Insulated			Insulated			*Sealing Gasket Part No.	Wire Mesh Grips Part No.	Conduit Support Part No.	**Lock Nuts SST 316 Part No.	
UL Inch	CSA mm	ISO/BS EN mm	Std.	Thread	Straight Part No.	45° Part No.	90° Part No.	Straight Part No.	45° Part No.	90° Part No.					
3/8	12	16	NPT	1/2"	5331SST6	5341SST6	5351SST6	5331SST6HT	5341SST6HT	5351SST6HT	5261-HT	WMG-LT1	P CLIP/16	LNSS038	
				ISO M16	9330SST6	9340SST6	9350SST6	9330SST6HT	9340SST6HT	9350SST6HT				---	LNSSM16
				PG 13.5	---	---	---	---	---	---				---	---
1/2	16	20	NPT	1/2"	5332SST6	5342SST6	5352SST6	5332SST6HT	5342SST6HT	5352SST6HT	5262-HT	WMG-LT2	P CLIP/20	LNSS050	
				ISO M20	9332SST6	9342SST6	9352SST6	9332SST6HT	9342SST6HT	9352SST6HT				HS901SS	LNSSM20
				PG 16	---	---	---	---	---	---				---	---
3/4	21	25	NPT	3/4"	5333SST6	5343SST6	5353SST6	5333SST6HT	5343SST6HT	5353SST6HT	5263-HT	WMG-LT3	P CLIP/25	LNSS075	
				ISO M25	9333SST6	9343SST6	9353SST6	9333SST6HT	9343SST6HT	9353SST6HT				HS902SS	LNSSM25
				PG 21	---	---	---	---	---	---				---	---
1	27	32	NPT	1"	5334SST6	5344SST6	5354SST6	5334SST6HT	5344SST6HT	5354SST6HT	5264-HT	WMG-LT4	P CLIP/32	LNSS100	
				ISO M32	9334SST6	9344SST6	9354SST6	9334SST6HT	9344SST6HT	9354SST6HT				HS903SS	LNSSM32
				PG 29	---	---	---	---	---	---				---	---
1-1/4	35	40	NPT	1-1/4"	5335SST6	5345SST6	5355SST6	5335SST6HT	5345SST6HT	5355SST6HT	5265-HT	WMG-LT5	P CLIP/40	LNSS125	
				ISO M40	9335SST6	9345SST6	9355SST6	9335SST6HT	9345SST6HT	9355SST6HT				HS904SS	LNSSM40
				PG 36	---	---	---	---	---	---				---	---
1-1/2	41	50	NPT	1-1/2"	5336SST6	5346SST6	5356SST6	5336SST6HT	5346SST6HT	5356SST6HT	5266-HT	WMG-LT6	P CLIP/50	LNSS150	
				ISO M50	9336SST6	9346SST6	9356SST6	9336SST6HT	9346SST6HT	9356SST6HT				HS905SS	LNSSM50
				PG 42	---	---	---	---	---	---				---	---
2	53	63	NPT	2"	5337SST6	5347SST6	5357SST6	5337SST6HT	5347SST6HT	5357SST6HT	5267-HT	WMG-LT7	P CLIP/63	LNSS200	
				ISO M63	9337SST6	9347SST6	9357SST6	9337SST6HT	9347SST6HT	9357SST6HT				HS906SS	LNSSM63
				PG 48	---	---	---	---	---	---				---	---
2-1/2	63	70	NPT	2-1/2"	5338-HT	5348-HT	5358-HT	5338-HT	5348-HT	5358-HT	5268 -HT	WMG-LT8	P CLIP/75	---	
				ISO	---	---	---	---	---	---				HS907SS	---
				PG	---	---	---	---	---	---				---	---
3	78	80	NPT	3"	5339-HT	5349-HT	5359-HT	5339-HT	5349-HT	5359-HT	5269-HT	WMG-LT9	---	---	
				ISO	---	---	---	---	---	---				HS908SS	---
				PG	---	---	---	---	---	---				---	---
4	103	100	NPT	4"	5340-HT	5350-HT	5360-HT	5340-HT	5350-HT	5360-HT	5270-HT	WMG-LT10	---	---	
				ISO	---	---	---	---	---	---				HS910SS	---
				PG	---	---	---	---	---	---				---	---

\*Seal gaskets required for Liquid and dust tight installations  
 \*\*Locknuts must be ordered separately for 5300SST6 Fittings

## Food & Beverage - Liquid-tight flexible metal conduits

Type LTFU - UL Listed



### Type LTFU - General Purpose

Food & Beverage, UL Listed, NSF Certified T&B Liquidtight Flexible Metallic Conduit provide excellent strength and liquid-tight performance for food industry equipment

**Materials:** Galvanized Steel Core, Smooth PVC Jacket, FDA approved compound with copper bonding wire from 3/8 to 1-1/4"

**Colour:** White (Standard)

### Approvals



UL360  
File No. E125517



IEC EN 61386-1, -23  
DoC: EC-012-16-104



Trade Size			Coil Length										Specifications			
UL	CSA	ISO/ BS EN	Standard Carton			Small Reel			Bulk Reel				ID Range (Nominal)		Min. Inside Bend Radius	
Inch	mm	mm	Part No.	Ft	M	Part No.	Ft	M	Part No.	Ft	M	UL Bond Wire	Inch	mm	Inch	mm
3/8	12	16	LTFUS01W-C	100	30	LTFUS01W-K	500	150	LTFUS01W-L	1,000	300	Yes	0.484 to 0.505 (0.493)	12.3 to 12.8 (12.5)	2.0	51
1/2	16	20	LTFUS02W-C	100	30	LTFUS02W-K	500	150	LTFUS02W-L	1,000	300	Yes	0.622 to 0.642 (0.632)	15.8 to 16.3 (16.0)	3.0	76
3/4	21	25	LTFUS03W-C	100	30	LTFUS03W-K	500	150	LTFUS03W-L	1,000	300	Yes	0.820 to 0.840 (0.830)	20.8 to 21.3 (21.1)	4.2	107
1	27	32	LTFUS04W-C	100	30	LTFUS04W-J	400	120	---	---	---	Yes	1.041 to 1.066 (1.053)	25.4 to 27.1 (26.8)	5.5	140
1-1/4	35	40	LTFUS05W-B	50	15	LTFUS05W-E	200	60	---	---	---	Yes	1.380 to 1.410 (1.395)	35.1 to 35.8 (35.5)	7.0	178
1-1/2	41	50	LTFUS06W-B	50	15	LTFUS06W-D	150	45	---	---	---	No	1.575 to 1.600 (1.587)	40.0 to 40.6 (40.3)	4.5	114
2	53	63	LTFUS07W-B	50	15	LTFUS07W-C	100	30	---	---	---	No	2.020 to 2.045 (2.032)	51.3 to 51.9 (51.6)	6.0	152
2-1/2	63	70	LTFUS08W-A	25	8	LTFUS08W-G	275	80	---	---	---	No	2.480 to 2.505 (2.492)	63.0 to 63.6 (63.3)	8.0	203
3	78	80	LTFUS09W-A	25	8	LTFUS09W-P	175	50	---	---	---	No	3.070 to 3.100 (3.085)	78.0 to 78.7 (78.4)	10.0	254
4	103	100	LTFUS11W-A	25	8	LTFUS11W-C	100	30	---	---	---	No	4.000 to 4.040 (4.020)	101.6 to 102.6 (102.1)	12.0	305

### System Ingress Ratings

UL 50E "Listed"	
Indoor	Type 4, 12, 13
Outdoor	Type 3, 3R, 4
NEMA 250	Type 3, 3R, 4, 12, 14
IEC 60529	IP66, IP67

### System Temperature Ratings

UL	Dry: -30 to +80°C (-22 to +176°F)
	Oil: -30 to +70°C (-22 to +158°F)
	Wet: -30 to +60°C (-22 to +140°F)
IEC/CE	Gen: -25 to +90°C (-13 to +194°F)

For more information see Technical Data Sheet TDS000021. For download on our website. Please see also page 72 for more information.

# Food & Beverage - Liquid-tight flexible metal conduits

## Type LTFE - CE certified



### Type LTFE - General Purpose

Food & Beverage, CE and NSF certified, T&B Liquidtight Flexible metallic conduits provide excellent strength and liquid-tight performance for food industry equipment

**Materials:** Galvanized Steel Core, Smooth PVC Jacket,

FDA Approved compound

**Colour:** White (Standard)

### Approvals



Trade Size			Coil Length										Specifications			
UL	CSA	ISO/ BS EN	Standard Carton			Small Reel			Bulk Reel				ID Range (Nominal)		Min. Inside Bend Radius	
Inch	mm	mm	Part No.	Ft	M	Part No.	Ft	M	Part No.	Ft	M	UL Bond Wire	Inch	mm	Inch	mm
3/8	12	16	LTFES01W-C	100	30	LTFES01W-K	500	150	LTFES01W-L	1,000	300	No	0.484 to 0.505 (0.493)	12.3 to 12.8 (12.5)	2.0	51
1/2	16	20	LTFES02W-C	100	30	LTFES02W-K	500	150	LTFES02W-L	1,000	300	No	0.622 to 0.642 (0.632)	15.8 to 16.3 (16.0)	3.0	76
3/4	21	25	LTFES03W-C	100	30	LTFES03W-K	500	150	LTFES03W-L	1,000	300	No	0.820 to 0.840 (0.830)	20.8 to 21.3 (21.1)	4.2	107
1	27	32	LTFES04W-C	100	30	LTFES04W-J	400	120	---	---	---	No	1.041 to 1.066 (1.053)	25.4 to 27.1 (26.8)	5.5	140
1-1/4	35	40	LTFES05W-B	50	15	LTFES05W-E	200	60	---	---	---	No	1.380 to 1.410 (1.395)	35.1 to 35.8 (35.5)	7.0	178
1-1/2	41	50	LTFES06W-B	50	15	LTFES06W-D	150	45	---	---	---	No	1.575 to 1.600 (1.587)	40.0 to 40.6 (40.3)	4.5	114
2	53	63	LTFES07W-B	50	15	LTFES07W-C	100	30	---	---	---	No	No 2.020 to 2.045 (2.032)	51.3 to 51.9 (51.6)	6.0	152
2-1/2	63	70	LTFES08W-A	25	8	LTFES08W-G	275	80	---	---	---	No	2.480 to 2.505 (2.492)	63.0 to 63.6 (63.3)	8.0	203
3	78	80	LTFES09W-A	25	8	LTFES09W-P	175	50	---	---	---	No	3.070 to 3.100 (3.085)	78.0 to 78.7 (78.4)	10.0	254
4	103	100	LTFES11W-A	25	8	LTFES11W-C	100	30	---	---	---	No	4.000 to 4.040 (4.020)	101.6 to 102.6 (102.1)	12.0	305

### System Ingress Ratings

UL 50E "Tested"	
Indoor	Type 4, 12, 13
Outdoor	Type 3, 3R, 4
CSA C22.2, No. 94	Type 3, 3R, 4, 12, 13
NEMA 250	Type 3, 3R, 4, 12, 14
IEC 60529	IP66, IP67

### System Temperature Ratings

Gen	Dry: -20 to +60°C (-4 to +140°F)
IEC/CE:	Gen: -25 to +90°C (+13 to +194°F)

For more information see Technical Data Sheet TDS000022. For download on our website. Please see also page 72 for more information.



## Food & Beverage - Liquid-tight flexible metal conduits

Type LT6FE - CE certified



### Type LT6FE SST 316L - General Purpose

Stainless Steel 316L Food & Beverage, CE and NSF Certified T&B Liquidtight Flexible Metallic Conduits provide superior strength, corrosion protection and liquid-tight performance

**Materials:** Stainless Steel 316L Core, Smooth PVC Jacket, FDA Approved compound

**Colour:** White (Standard)

### Approvals



Trade Size			Coil Length										Specifications			
UL	CSA	ISO/ BS EN	Standard Carton			Small Reel			Bulk Reel				ID Range (Nominal)		Min. Inside Bend Radius	
Inch	mm	mm	Part No.	Ft	M	Part No.	Ft	M	Part No.	Ft	M	UL Bond Wire	Inch	mm	Inch	mm
3/8	12	16	LT6FES01W-C	100	30	LT6FES01W-K	500	150	LT6FES01W-L	1,000	300	No	0.484 to 0.505 (0.493)	12.3 to 12.8 (12.5)	1.5	38
1/2	16	20	LT6FES02W-C	100	30	LT6FES02W-K	500	150	LT6FES02W-L	1,000	300	No	0.622 to 0.642 (0.632)	15.8 to 16.3 (16.0)	2.0	51
3/4	21	25	LT6FES03W-C	100	30	LT6FES03W-K	500	150	LT6FES03W-L	1,000	300	No	0.820 to 0.840 (0.830)	20.8 to 21.3 (21.1)	2.5	64
1	27	32	LT6FES04W-C	100	30	LT6FES04W-J	400	120	---	---	---	No	1.041 to 1.066 (1.053)	25.4 to 27.1 (26.8)	3.0	76
1-1/4	35	40	LT6FES05W-B	50	15	LT6FES05W-E	200	60	---	---	---	No	1.380 to 1.410 (1.395)	35.1 to 35.8 (35.5)	3.5	89
1-1/2	41	50	LT6FES06W-B	50	15	LT6FES06W-D	150	45	---	---	---	No	1.575 to 1.600 (1.587)	40.0 to 40.6 (40.3)	4.5	114
2	53	63	LT6FES07W-B	50	15	LT6FES07W-C	100	30	---	---	---	No	2.020 to 2.045 (2.032)	51.3 to 51.9 (51.6)	5.5	140
2-1/2	63	70	LT6FES08W-A	25	8	---	---	---	---	---	---	No	2.480 to 2.505 (2.492)	63.0 to 63.6 (63.3)	8.0	203
3	78	80	LT6FES09W-A	25	8	---	---	---	---	---	---	No	3.070 to 3.100 (3.085)	78.0 to 78.7 (78.4)	10.0	254
4	103	100	LT6FES11W-A	25	8	---	---	---	---	---	---	No	4.000 to 4.040 (4.020)	101.6 to 102.6 (102.1)	12.0	305

### System Ingress Ratings

UL 50E "Tested"	
Indoor	Type 4, 12, 13
Outdoor	Type 3, 3R, 4
CSA C22.2, No. 94	Type 3, 3R, 4, 12, 13
NEMA 250	Type 3, 3R, 4, 12, 14
IEC 60529	IP66, IP67

### System Temperature Ratings

Gen	Dry: -55 to +105°C (-67 to +221°F)
	Oil: -30 to +70°C (-22 to +158°F)
	Wet: -30 to +60°C (-22 to +140°F)
IEC/CE:	Gen: -45 to +105°C (+49 to +221°F)

For more information see Technical Data Sheet TDS000086. For download on our website. Please see also page 72 for more information.

# Food & Beverage - Fittings and accessories

## Series 5300SST6/ Series 5300SST6HT High Temperature



Series 5300SST6



Series 5300SST6HT - High Temperature

### Approvals

**UL 514 B**  
File No. E23018

**CSA C22.2, No.16.3**  
File No. LR-2884  
LR-4484



### Fittings

### Accessories

#### Series 5300SST6 SST 316

#### Series 5300SST6HT SST 316 High Temperature



Trade Size		Type		*Insulated			Insulated			*Sealing Gasket Part No.	Wire Mesh Grips Part No.	Conduit Support Part No.	**Lock Nuts SST Part No.	
UL Inch	CSA mm	ISO/BS EN mm	Std.	Thread	Straight Part No.	45° Part No.	90° Part No.	Straight Part No.	45° Part No.					90° Part No.
3/8	12	16	NPT	1/2"	5331SST6	5341SST6	5351SST6	5331SST6HT	5341SST6HT	5351SST6HT	5261	WMG-LT1	P CLIP/16	LNSS038
			ISO	M16	9330SST6	9340SST6	9350SST6	9330SST6HT	9340SST6HT	9350SST6HT			---	LNSSM16
			PG	13.5	---	---	---	---	---	---			---	---
1/2	16	20	NPT	1/2"	5332SST6	5342SST6	5352SST6	5332SST6HT	5342SST6HT	5352SST6HT	5262	WMG-LT2	P CLIP/20	LNSS050
			ISO	M20	9332SST6	9342SST6	9352SST6	9332SST6HT	9342SST6HT	9352SST6HT			---	LNSSM20
			PG	16	---	---	---	---	---	---			---	---
3/4	21	25	NPT	3/4"	5333SST6	5343SST6	5353SST6	5333SST6HT	5343SST6HT	5353SST6HT	5263	WMG-LT3	P CLIP/25	LNSS075
			ISO	M25	9333SST6	9343SST6	9353SST6	9333SST6HT	9343SST6HT	9353SST6HT			---	LNSSM25
			PG	21	---	---	---	---	---	---			---	---
1	27	32	NPT	1"	5334SST6	5344SST6	5354SST6	5334SST6HT	5344SST6HT	5354SST6HT	5264	WMG-LT4	P CLIP/32	LNSS100
			ISO	M32	9334SST6	9344SST6	9354SST6	9334SST6HT	9344SST6HT	9354SST6HT			---	LNSSM32
			PG	29	---	---	---	---	---	---			---	---
1-1/4	35	40	NPT	1-1/4"	5335SST6	5345SST6	5355SST6	5335SST6HT	5345SST6HT	5355SST6HT	5265	WMG-LT5	P CLIP/40	LNSS125
			ISO	M40	9335SST6	9345SST6	9355SST6	9335SST6HT	9345SST6HT	9355SST6HT			---	LNSSM40
			PG	36	---	---	---	---	---	---			---	---
1-1/2	41	50	NPT	1-1/2"	5336SST6	5346SST6	5356SST6	5336SST6HT	5346SST6HT	5356SST6HT	5266	WMG-LT6	P CLIP/50	LNSS150
			ISO	M50	9336SST6	9346SST6	9356SST6	9336SST6HT	9346SST6HT	9356SST6HT			---	LNSSM50
			PG	42	---	---	---	---	---	---			---	---
2	53	63	NPT	2"	5337SST6	5347SST6	5357SST6	5337SST6HT	5347SST6HT	5357SST6HT	5267	WMG-LT7	P CLIP/63	LNSS200
			ISO	M63	9337SST6	9347SST6	9357SST6	9337SST6HT	9347SST6HT	9357SST6HT			---	LNSSM63
			PG	48	---	---	---	---	---	---			---	---
2-1/2	63	70	NPT	2-1/2"	5338-HT	5348-HT	5358-HT	5338-HT	5348-HT	5358-HT	5268	WMG-LT8	P CLIP/75	---
			ISO	---	---	---	---	---	---	---			---	---
			PG	---	---	---	---	---	---	---			---	---
3	78	80	NPT	3"	5339-HT	5349-HT	5359-HT	5339-HT	5349-HT	5359-HT	5269	WMG-LT9	---	---
			ISO	---	---	---	---	---	---	---			---	---
			PG	---	---	---	---	---	---	---			---	---
4	103	100	NPT	4"	5340-HT	5350-HT	5360-HT	5340-HT	5350-HT	5360-HT	5270	WMG-LT10	---	---
			ISO	---	---	---	---	---	---	---			---	---
			PG	---	---	---	---	---	---	---			---	---

\*Seal gaskets required for Liquid and dust tight installations  
 \*\*Locknuts must be ordered separately for 5300SST6 Fittings

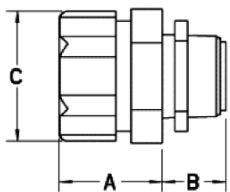
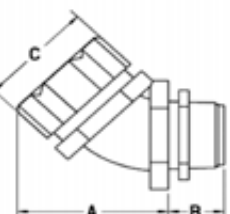
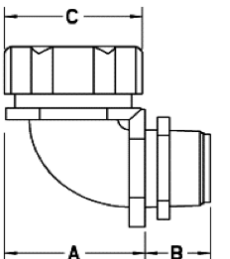
## Technical Data

### Approximate Dimensions

#### Series 52/53 Liquid-Tight Fittings

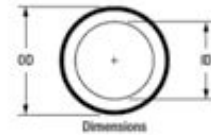
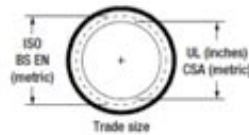
The dimensions in this table covers all T&B Liquidtight (T&B Series 52/53 Liquidtight Fittings) covering the following types:

- Series 5200/5300 Steel & Malleable Iron
- Series 5300SST6 Stainless Steel 316
- Series 5200AL Aluminum
- Series 5300-HT Steel & Malleable Iron
- Series 5300SSTHT Stainless Steel 316
- Series 5300-PT Steel
- 5300-NB Nickel Plated Brass

Approximate Dimensions Straight Fittings - NPT, PG, ISO Threads									
Trade Size			Inches			millimeters			
Inches	Metric	ISO/BS EN	A	B	C	A	B	C	
	3/8	12	16	1-5/32	1-1/2	9/16	29.4	38.1	14.3
	1/2	16	20	1-3/8	1-9/16	9/16	34.9	39.7	14.3
	3/4	21	25	1-21/32	1-5/8	9/16	42.1	41.3	14.3
	1	27	32	1-7/8	2-1/16	3/4	47.6	52.4	19.1
	1-1/4	35	40	2-3/32	2-1/2	13/16	53.2	63.5	20.6
	1-1/2	41	50	2-23/32	2-11/16	13/16	69.1	68.3	20.6
	2	53	63	3-1/4	3-1/16	7/8	82.6	77.8	22.2
	2-1/2	63	70	3-3/4	4-1/8	1	95.3	104.8	25.4
	3	78	80	4-1/2	4-1/4	1	114.3	108.0	25.4
	4	103	100	5-1/2	4-1/2	1-1/8	139.7	114.3	28.6
	5	129	120	8-3/4	7	1-7/8	222.3	177.8	47.6
	6	155	140	8-3/4	8-1/2	2	222.3	215.9	50.8
45° Fittings - NPT, PG, ISO Threads									
	3/8	12	16	1-5/32	1-9/16	9/16	29.4	39.7	14.3
	1/2	16	20	1-3/8	1-7/8	9/16	34.9	73.0	14.3
	3/4	21	25	1-21/32	2-1/8	9/16	42.1	54.0	14.3
	1	27	32	1-7/8	2-1/4	3/4	47.6	57.2	19.1
	1-1/4	35	40	2-3/32	2-3/4	13/16	53.2	69.9	20.6
	1-1/2	41	50	2-23/32	3-3/8	13/16	69.1	85.7	20.6
	2	53	63	3-1/4	3-7/8	7/8	82.6	98.4	22.2
	2-1/2	63	70	3-3/4	4-1/4	1	95.3	108.0	25.4
	3	78	80	4-1/2	4-1/4	1	114.3	108.0	25.4
	4	103	100	5-1/2	4-1/2	1-1/8	139.7	114.3	28.6
90° Fittings - NPT, PG, ISO Threads									
	3/8	12	16	1-5/32	1-3/8	9/16	29.4	34.9	14.3
	1/2	16	20	1-3/8	1-9/16	9/16	34.9	39.7	14.3
	3/4	21	25	1-21/32	1-3/4	9/16	42.1	44.5	14.3
	1	27	32	1-7/8	2-3/16	3/4	47.6	55.6	19.1
	1-1/4	35	40	2-3/32	2-3/4	13/16	53.2	69.9	20.6
	1-1/2	41	50	2-23/32	2-15/16	13/16	69.1	74.6	20.6
	2	53	63	3-1/4	3-7/16	7/8	82.6	87.3	22.2
	2-1/2	63	70	3-3/4	8-7/8	1	95.3	225.4	25.4
	3	78	80	4-1/2	10-1/4	1	114.3	260.4	25.4
	4	103	100	5-1/2	12-5/8	1-1/8	139.7	320.7	28.6

**Liquid-tight Flexible Metal Conduits**

T&B Liquid-Tight Flexible Metallic Conduits are all designed to UL 360 ID and OD Dimensions to insure coordinated performance with Ser. 52/53 Liquidtight Fittings



Part No.	Trade Size			Inches				millimeters			
	UL	CSA	ISO/BS EN	Inside (ID)		Outside (OD)		Inside (ID)		Outside (OD)	
	Inches	mm	mm	Min	Max	Min	Max	Min	Max	Min	Max
LTxxS01x-*	3/8	12	16	0.484	0.504	0.690	0.710	12.3	12.8	17.5	18.0
LTxxS02x-*	1/2	16	20	0.622	0.642	0.820	0.840	15.8	16.3	20.8	21.3
LTxxS03x-*	3/4	21	25	0.820	0.840	1.030	1.050	20.8	21.3	26.2	26.7
LTxxS04x-*	1	27	32	1.041	1.066	1.290	1.315	26.4	27.1	32.8	33.4
LTGxx05x-*	1-1/4	35	40	1.380	1.410	1.630	1.660	35.1	35.8	41.4	42.2
LTxxS06x-*	1-1/2	41	50	1.575	1.600	1.865	1.900	40.0	40.6	47.4	48.3
LTxxS07x-*	2	53	63	2.020	2.045	2.340	2.375	51.3	51.9	59.4	60.3
LTxxS08x-*	2-1/2	63	70	2.480	2.505	2.840	2.875	63.0	63.6	72.1	73.0
LTxxS09x-*	3	78	80	3.070	3.100	3.460	3.500	78.0	78.7	87.9	88.8
LTxxS11x-*	4	103	100	4.000	4.040	4.460	4.500	101.6	102.6	113.3	114.3
LTxxS12x-*	5	129	---	4.975	5.035	5.505	5.565	126.4	127.9	139.8	141.4
LTxxS13x-*	6	155	---	6.015	6.075	6.565	6.625	152.8	154.3	166.8	168.3

**Fitting Entry Knockout Dimensions**

T&B Liquid-Tight Flexible Metallic Conduit Fittings

Through hole and knockout dimensions for liquidtight fittings

NPT				ISO Metric			
Trade Size	Actual Hole Diameter			Trade Size	Actual Hole Diameter		
	Inches	Inches	mm		Max	Min	Max
3/8"				M16	---	0.638	16.2
1/2"	7/8	0.885	22.5	M20	---	0.803	20.4
3/4"	---	1.115	28.3	M25	1	1.000	25.4
1"	---	1.362	34.6	M32	---	1.280	32.5
1-1/4"	1-11/16	1.701	43.2	M40	---	1.595	40.5
1-1/2"	1-15/16	1.951	49.6	M50	2	2.000	50.8
2"	2-3/8	2.416	61.5	M63	2-1/2	2.500	63.5
2-1/2"	2-7/8	2.914	74.0	---	---	---	---
3"	3-1/2	3.539	89.9	---	---	---	---
4"	4-1/2	4.544	115.4	---	---	---	---
5"	5-5/8	5.675	144.1	---	---	---	---
6"	---	6.813	173.1	---	---	---	---

## Chemical resistance guide for liquid-tight fitting

This document serves as a guideline only and compatibility should be verified in the application environment to ensure suitability. Many factors can determine the exact suitability; such as temperature, duration of contact, nature of contact such as submersion and concentration of the chemicals involved.

See chemical resistance guide GM7636 for T&B Liquidtight Flexible Metallic Conduit.

Resistance guide																	
Chemicals	Metals								Plastics & Elastomers								
	Aluminum	Carbon Steel	Cast/Ductile Iron	Nickel Plated Brass	303/304 Stainless Steel	1.4301 (V2A)	316 Stainless Steel	1.4401 (V4A)	PA6 PA66 Polyamide	POM Polyacetal	PVC Polyvinylchloride	TPE-U/TPE-E Polyester	PP Polypropylene	EPR, EPDM	NBR Nitrile	CR Polychloroprene	TPU Polyurethane
Acetate Solvents	2	0	0	3	0	3	3	3	3	0	0	0	2	0	0	0	0
Acetic Acid	2	0	0	3	0	2	0	0	3	0	2	3	1	1	1	1	1
Acetic Acid — 20%	2	0	0	3	2	3	0	1	3	0	2	3	1	2	-	-	-
Acetic Acid — 30%	0	-	3	3	3	3	0	2	-	0	2	3	1	2	-	-	-
Acetic Acid — 50%	0	-	3	3	3	2	0	2	-	1	2	3	0	1	-	-	-
Acetic Acid — 80%	2	0	0	3	0	2	0	0	-	1	3	3	0	1	-	-	-
Acetic Acid — Glacial	2	0	0	2	1	3	0	0	3	1	1	2	0	0	-	-	-
Acetone	2	3	3	3	3	3	2	2	0	1	0	3	0	0	0	0	0
Acetone Cyanohydrin	2	-	2	3	2	-	-	-	-	-	-	0	-	2	-	-	-
Acetonitrile (Methyl Cyanide)	3	3	3	3	3	3	3	3	0	-	0	3	0	0	0	2	2
Acetophenone	2	3	3	3	3	2	3	-	-	-	1	2	0	0	-	-	-
Acrylonitrile	2	3	3	3	3	3	2	-	3	0	2	0	0	0	0	0	0
Adipic Acid	2	3	2	3	2	2	3	2	3	0	2	3	3	0	-	-	-
Alcohol	3	3	3	3	3	3	0	2	3	2	2	2	-	-	-	-	-
Alcohol: Amyl	2	2	2	3	3	3	3	3	3	3	3	2	3	2	2	0	0
Alcohol: Benzyl	2	2	2	3	2	2	0	3	3	0	3	1	0	1	1	1	1
Alcohol: Butyl	2	2	2	3	3	3	0	3	3	0	2	3	3	3	0	0	0
Alcohol: Diacetone	2	3	2	3	3	3	3	3	2	0	2	2	0	0	2	2	2
Alcohol: Ethyl	2	2	2	3	3	3	2	3	3	3	3	3	3	3	3	0	0
Alcohol: Hexyl	3	3	3	3	3	3	3	3	3	0	3	1	3	2	0	0	0
Alcohol: Isobutyl	2	1	1	3	3	3	2	3	3	2	3	2	1	3	0	0	0
Alcohol: Isopropyl	2	3	1	3	2	2	0	3	3	3	3	2	1	2	0	0	0
Alcohol: Methyl	2	3	3	3	3	3	2	3	3	2	3	2	3	3	0	0	0
Alcohol: Octyl	3	3	3	3	3	3	3	3	3	0	-	3	2	2	0	0	0
Alcohol: Propyl	3	3	3	3	3	3	2	3	3	0	3	2	3	3	0	0	0
Aluminum Chloride	0	0	0	0	0	1	0	2	3	1	3	3	3	3	2	2	2
Ammonia 10%	3	3	3	3	3	3	3	0	3	-	3	3	-	3	-	-	-
Ammonia Anhydrous	3	3	3	3	3	3	2	0	3	0	3	3	-	2	-	-	-
Ammonia Liquids	0	-	3	3	3	-	-	0	0	-	3	3	2	3	2	2	2



Resistance guide																
Chemicals	Metals										Plastics & Elastomers					
	Aluminum	Carbon Steel	Cast/Ductile Iron	Nickel Plated Brass	303/304 Stainless Steel	1.4301 (V2A)	316 Stainless Steel	1.4401 (V4A)	PA6 PA66 Polyamide	POM Polyacetal	PVC Polyvinylchloride	TPE-U/TPE-E Polyester	PP Polypropylene	EPR, EPDM	NBR Nitrile	CR Polychloroprene
Ammonia Liquors	3	-	3	3	3	-	-	-	-	0	-	-	-	-	3	-
Aniline	1	1	1	3	3	2	1	2	2	0	1	0	0	0	0	0
ASTM no.1	3	-	3	3	3	-	-	3	3	3	-	0	3	2	2	2
ASTM no.2	3	-	3	3	3	-	-	3	2	3	-	0	3	2	0	0
ASTM no.3	3	-	3	3	3	-	-	3	-	3	-	0	3	1	0	0
ASTM no.4	3	-	3	3	3	-	-	3	-	0	-	0	2	0	0	0
ASTM no.5	3	-	3	3	3	-	-	-	-	3	-	0	3	2	0	0
ASTM no.6	3	-	3	3	3	-	-	-	-	3	-	0	0	0	0	0
ASTM no.7	3	-	3	3	3	-	-	-	-	3	-	0	2	0	0	0
Benzaldehyde	2	3	3	3	2	2	0	3	-	2	0	2	0	0	0	0
Benzene	2	3	2	3	2	2	3	3	2	1	0	0	0	0	0	0
Blood	-	-	-	3	3	3	-	-	3	-	3	-	-	-	-	-
Brake Fluid (Mineral)	3	3	3	3	3	3	2	3	0	0	0	3	1	2	3	3
Carbon Tetrachloride	0	0	0	3	2	2	0	2	0	0	0	0	1	0	3	3
Caustic	0	-	-	3	3	3	-	-	-	0	-	-	-	-	-	-
Chlorinated Water	0	-	-	3	2	2	0	0	0	0	1	0	1	1	0	0
Chlorine Water	0	-	-	3	1	1	1	0	0	-	0	1	-	0	-	-
Chloroform	0	2	0	3	3	3	0	2	0	0	0	0	0	0	0	0
Citric Acid	1	0	0	3	2	3	0	2	3	3	2	3	-	3	-	-
Copper Sulfate	-	-	-	3	3	3	1	3	3	2	3	3	-	3	-	-
Creosols	2	-	1	3	3	-	-	2	2	-	0	0	0	0	0	0
Cresols	2	1	1	3	3	3	0	0	3	0	0	0	-	0	-	-
Crude Oil	3	-	2	3	3	3	3	0	-	2	0	0	2	1	0	0
Diesel Fuel	3	3	3	3	3	3	3	3	2	2	2	0	-	0	-	-
Diethylamine	2	2	0	3	2	2	2	2	-	-	1	2	-	2	-	-
Dyes	2	-	2	3	3	3	3	1	-	-	-	-	-	1	-	-
Ethane	3	3	3	3	3	3	0	3	-	-	0	0	3	1	2	2
Ethanol (Ethyl Alcohol)	2	2	2	3	3	3	1	3	-	3	3	3	3	3	3	0
Ethanolamine	2	3	2	3	3	3	3	0	-	-	0	2	2	1	1	1
Ether	2	1	1	3	3	3	3	3	-	-	0	1	-	0	-	-
Ethyl Ether	1	1	1	2	2	2	2	2	0	-	0	0	0	0	0	0
Ethyl Formate	1	-	3	2	2	2	-	3	0	0	-	1	0	2	-	-
Ethylene Glycol	2	2	2	3	2	2	2	2	3	1	3	3	3	3	3	2
Freon 32	0	3	3	3	3	3	-	3	-	-	-	3	3	3	-	-
Gasoline	3	3	3	3	3	3	-	3	2	3	0	0	3	0	1	1
Gelatin	2	3	0	3	3	3	2	2	-	2	3	3	3	3	3	0
Glycol	2	-	2	2	2	2	1	2	-	-	3	3	-	3	-	-
Grapefruit Oil	-	0	0	3	3	3	-	-	3	-	-	-	3	0	-	-
Grease	3	3	3	3	3	3	-	0	3	-	-	0	-	0	-	-
Heavy Water	3	-	1	2	3	-	-	-	-	2	-	3	3	-	0	0
Hexane	3	3	3	3	3	3	2	1	2	3	1	0	3	0	2	2
Hexanol	3	-	3	3	3	-	-	3	-	0	3	3	3	2	0	0
Hexanol Tertiary	3	3	3	3	3	3	3	3	-	-	2	-	-	-	-	-
Hexyl Alcohol	3	-	-	2	3	-	-	-	-	-	3	-	-	2	-	-
Hexyl Alcohol	3	-	3	2	3	-	-	-	-	0	-	1	2	2	0	0
Hexylene Glycol (Brake Fluid)	3	-	3	2	3	-	-	-	-	0	-	1	3	3	-	-
Hydraulic Oil (Petro)	3	3	3	3	3	3	3	2	-	-	0	0	-	3	-	-
Hydraulic Oil (Petroleum Base)	3	3	3	3	3	3	3	1	-	3	0	0	-	2	-	-
Hydraulic Oil (Petroleum)	3	-	3	3	3	3	3	2	-	3	0	0	3	2	-	-
Hydraulic Oil (Synthetic)	3	3	3	3	3	3	3	3	-	3	0	0	0	0	0	2

3 = Excellent  
 2 = Good  
 1 = Fair to poor  
 0 = Not recommended  
 - = No data

## Chemical resistance guide

Resistance guide																
Chemicals	Metals										Plastics & Elastomers					
	Aluminum	Carbon Steel	Cast/Ductile Iron	Nickel Plated Brass	303/304 Stainless Steel	1.4301 (V2A)	316 Stainless Steel	1.4401 (V4A)	PA6 PA66 Polyamide	POM Polyacetal	PVC Polyvinylchloride	TPE-U/TPE-E Polyester	PP Polypropylene	EPR, EPDM	NBR Nitrile	CR Polychloroprene
Hydrazine	2	0	0	3	3	3	-	2	-	0	0	3	2	1	0	
Hydrochloric Acid - 10%	0	0	0	3	0	0	0	0	3	0	3	3	-	0	-	
Hydrochloric Acid - 37%	0	0	0	3	0	0	0	0	3	0	1	1	2	0	0	
Hydrogen Peroxide - 30%	3	2	0	3	2	2	0	0	3	0	2	2	-	0	-	
Hydrogen Peroxide - 90%	3	-	0	2	3	-	0	0	3	0	3	1	-	0	-	
Isopropyl Alcohol	3	3	3	3	3	3	0	3	-	3	3	2	3	2	0	
Isopropyl Amine	-	-	3	3	3	-	-	-	-	-	-	-	0	-	-	
Isopropyl Chloride	0	-	3	3	3	3	-	3	-	-	0	0	0	0	0	
Isopropyl Ether	2	3	3	3	3	3	3	0	-	-	0	0	2	0	2	
Jet Fuel (JP1 to JP6)	3	3	3	3	3	3	1	3	-	-	0	0	-	0	-	
Kerosene	3	3	3	3	3	3	3	3	3	1	0	0	3	0	2	
Ketchup	-	-	-	3	3	3	3	3	3	-	-	3	-	3	-	
Ketones	2	3	3	3	3	3	3	0	0	0	0	3	0	0	0	
Lacquers	3	1	1	2	3	3	3	0	0	0	0	0	0	0	0	
Lactic Acid	0	0	0	3	2	2	0	1	-	0	2	3	-	1	-	
Lactic Acid - 5% Solution	1	-	0	3	3	-	-	3	-	0	3	3	3	3	2	
Lard	3	3	3	3	2	3	3	2	-	2	2	0	-	0	-	
Lard Oil (Cold)	3	3	3	3	3	3	-	3	-	-	-	0	-	2	-	
Lard Oil (Hot)	3	3	3	3	3	3	-	3	-	2	2	0	3	2	1	
Latex	3	-	-	3	3	3	3	1	-	-	3	3	3	2	0	
Lubricants	3	3	3	3	3	3	3	3	3	3	2	0	-	0	-	
Lubricants (Petroleum)	1	-	3	3	3	3	3	3	3	3	0	0	3	2	2	
Lubricating Oil	3	3	3	3	3	3	3	3	3	3	3	0	-	2	-	
Methanol	2	3	3	3	3	3	2	3	-	2	3	3	3	3	0	
Methyl Acetate	2	2	2	2	3	2	3	2	0	1	0	1	0	0	0	
Methyl Acetone	3	3	3	2	3	3	3	0	-	0	3	1	0	-	-	
Methyl Bromide	0	3	3	3	3	3	0	0	0	0	0	0	2	0	0	
Methyl Ethyl Ketone (MEK)	2	3	3	3	3	3	1	1	0	2	0	3	0	0	0	
Methyl Formate	3	-	2	2	2	2	-	3	-	-	-	1	0	2	0	
Nitric Acid - 10%	0	0	0	1	3	3	0	0	3	0	0	2	-	2	-	
Nitric Acid - 70%	3	-	0	1	3	3	0	0	0	0	0	0	-	0	-	
Olive Oil	3	3	3	3	2	3	3	3	-	-	3	0	3	0	3	
Ozone	2	0	1	3	2	2	0	0	-	1	0	3	0	1	3	
Paint Thinner, Duco	0	2	2	3	2	3	3	3	0	-	0	0	0	0	0	
Paraffin	3	3	3	3	3	3	3	3	3	-	3	0	3	2	3	
Petroleum	0	-	1	3	3	3	3	2	2	2	2	0	-	2	-	
Petroleum Ether	2	-	2	3	3	3	3	3	2	-	3	0	3	0	2	
Phenol	2	-	0	3	3	-	-	3	2	0	1	-	0	0	0	
Phenol (10%)	3	0	0	3	2	2	0	2	2	-	2	2	-	0	-	
Phosphoric Acid - 10%	0	-	0	3	3	-	0	-	3	-	3	3	-	2	-	
Phosphoric Acid - 20%	0	-	0	3	3	2	0	0	3	-	3	3	2	2	1	
Salt Brine	1	0	0	1	2	0	3	2	2	3	3	3	-	3	-	
Salt Water	0	0	0	1	1	2	3	3	2	3	3	3	3	2	0	
Sea Water	0	0	0	1	1	1	3	3	3	3	3	3	3	2	3	
Sea Water (Brine)	3	-	1	1	3	-	3	3	3	-	3	3	-	2	-	
Sewage	0	0	0	2	3	3	-	3	-	2	3	1	3	2	0	
Silicone	2	3	3	3	3	3	3	3	-	3	3	3	-	3	-	
Silicone Grease	-	-	-	3	-	-	-	3	-	3	-	3	3	3	3	
Silicone Oil	2	3	2	3	3	3	3	3	-	2	3	3	3	0	3	
Silver Nitrate	0	1	0	3	2	2	3	3	-	0	2	3	2	3	3	

Resistance guide															
Chemicals	Metals										Plastics & Elastomers				
	Aluminum	Carbon Steel	Cast/Ductile Iron	Nickel Plated Brass	303/304 Stainless Steel 1.4301 (V2A)	316 Stainless Steel 1.4401 (V4A)	PA6 PA66 Polyamide	POM Polyacetal	PVC Polyvinylchloride	TPE-U/TPE-E Polyester	PP Polypropylene	EPR, EPDM	NBR Nitrile	CR Polychloroprene	TPU Polyurethane
Skydol 7000	-	-	-	3	3	-	-	3		0	-	3	0	0	0
Skydrol	-	-	-	3	-	-	1	-		2	-	3	-	0	-
Skydrol 500	-	-	-	3	3	-	1	3		1	-	3	0	0	0
Skydrol Hydraulic Fluid	-	-	-	3	3	-	1	-		-	-	3	-	0	-
Sodium Chloride	1	0	0	1	1	1	3	2		3	3	3	3	3	3
Sodium Hydroxide	0	-	2	3	3	-	1	0	2	-	3	3	-	2	-
Sodium Hydroxide (< 10%) (Caustic Soda)	-	-	-	3	-	-	-	-	3	-	-	-	-	-	-
Sodium Hydroxide (< 50%) (Caustic Soda)	-	-	-	3	-	-	-	-	3	-	-	-	-	-	-
Sodium Hydroxide (20%)	0	3	2	3	2	2	3	3	3	2	3	2	3	2	2
Sodium Hydroxide (50%)	0	0	0	3	2	2	3	3	3	1	3	2	0	1	2
Sulfur Dioxide	0	-	0	0	0	3	1	0	0	0	3	2	0	2	1
Sulfur Dioxide (dry)	2	3	3	0	0	3	2	2	3	1	3	3	-	0	-
Sulfur Dioxide Gas Dry	0	-	2	0	3	3	2	2	3	0	1	3	-	0	-
Sulfuric Acid - Concentrated	-	-	-	0	-	-	0	0	0	0	2	0	-	0	-
Sulfuric Acid (<10%)	0	1	0	0	0	1	1	0	2	3	3	3	0	0	0
Sulfuric Acid (10-75%)	0	0	0	0	0	0	0	0	1	-	3	2	-	0	-
Sulfuric Acid (75-100%)	0	0	0	0	1	0	0	-	0	1	1	2	-	0	-
Sulfuric Acid (hot concentrated)	0	0	0	0	0	1	0	-	0	-	0	0	-	0	-
Syrup	3	-	-	3	3	3	-	3	3	-	3	3	3	2	-
Toluene	3	-	3	3	-	3	3	-	0	-	0	-	-	0	-
Transformer Oil	3	-	2	3	3	3	3	1	-	-	0	0	3	1	3
Trichlorethylene	0	-	1	3	-	3	3	-	0	-	2	-	-	0	-
Turbine Oil	3	3	3	3	3	3	3	3	-	-	2	0	2	0	3
Turpentine	3	-	2	3	3	3	2	3	2	2	0	0	3	0	0
Unleaded Gasoline	3	-	3	3	-	3	3	-	-	-	0	-	-	0	-
Urea	2	-	2	2	2	2	1	3	3	2	3	3	2	2	2
Urine	2	3	2	3	3	3	2	1	-	-	3	3	3	0	-
Vegetable Oil	2	2	2	3	3	3	3	3	-	-	0	0	3	0	3
Vinyl Acetate	2	2	1	3	2	2	-	-	0	-	0	2	0	0	0
Water	3	0	0	3	3	3	-	3	3	3	2	3	-	3	-
White Spirit	-	-	-	3	-	3	3	3		3	3	-	-	-	-
Zinc Chloride	0	0	0	3	0	0	1	0	3	2	3	3	3	2	3

3 = Excellent  
 2 = Good  
 1 = Fair to poor  
 0 = Not recommended  
 - = No data















## Ingress protection

IEC 60529 IP Rating & NEMA 250 / UL50E Enclosures

IP suitability ratings are a system for classifying the degree of protection provided by enclosures of electrical equipment.

### Protection against Solid Bodies

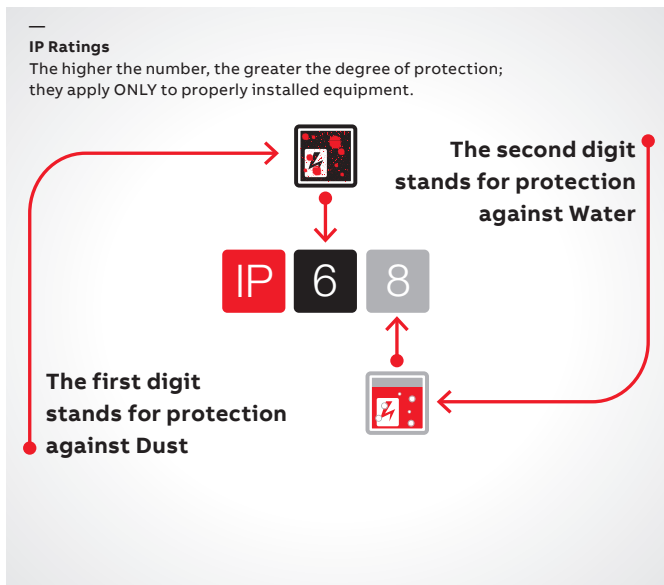
Degree of protection for persons against access to hazardous parts inside the enclosure and/or against the ingress of solid foreign objects.

		No protection
		Objects greater than 50 mm, accidental touch by hands
		Objects greater than 12 mm, accidental touch by fingers
		Objects greater than 2.5 mm, e.g. tools/wires
		Objects greater than 1 mm, e.g. tools/wires/small wires
		Protected against dust - limited ingress (no harmful deposits)
		Totally protected against dust (Dust-tight)

### Protection against Water

Degree of protection of equipment inside enclosures against damage from the ingress of water.

		No protection
		Protected against vertically falling drops of water
		Protected against direct sprays of water 15° from vertical
		Protected against sprays of water to 60° from vertical
		Protected against water sprayed from all directions - limited ingress permitted
		Protected against low pressure jets of water from all directions - limited ingress permitted
		Protected against strong pressure jets of water, heavy seas - limited ingress permitted
		Protection against the effects of immersion between 15cm - 1 m
		Protection against long periods of immersion under a quoted pressure, e.g. 2 bar at 24 hours
		IP69 Automotive standard DIN40050 and signifies resistance to high pressure jets of water (up to 80bar) from any angle






















# Certifications and Standards

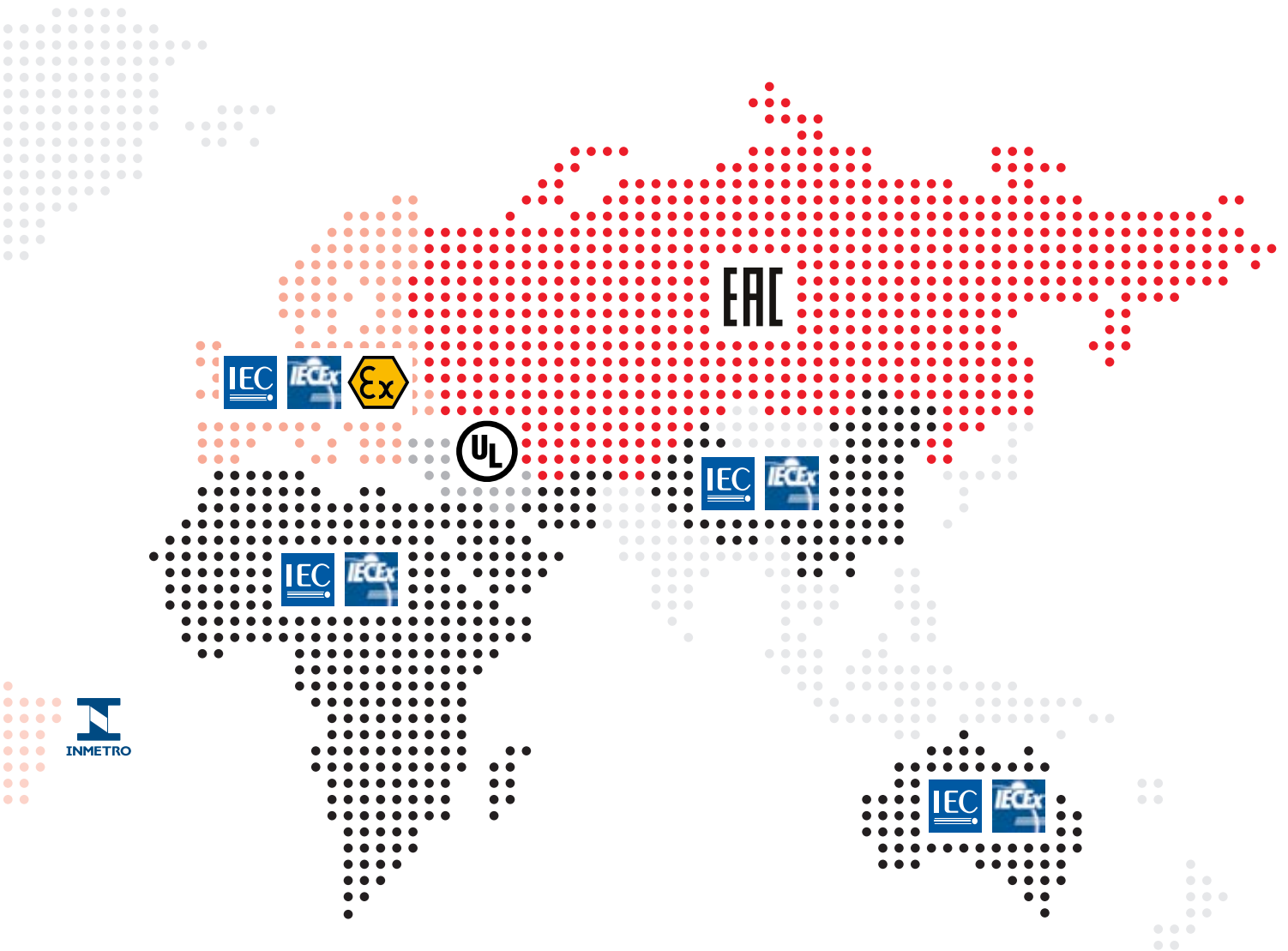
## Global Guide



-  Africa, Australia, Asia (IECEX)
-  South America (UL and IECEx)
-  USA, Mexico (UL)
-  Russia (EAC and EAC Ex)
-  Canada (CSA & IECEx)
-  Europe (ATEX and IECEx)
-  Brazil (InMetro)
-  Rest of World (Mixed and Local)

**World standards**

Region	Basic Electrical Code	Base Standard	Symbols	Hazardous Area Standards	Symbols
Europe	IEC	IEC/EN 62444 - Cable Glands	CE 	IEC/EN 60079-0 - General Requirements	EX  IECEX 
		IEC/EN 61386 - Conduit Systems		IEC/EN 60079-1 - Flameproof Equipment	
		IEC/EN 60529 - Ingress Protection		IEC/EN 60079-7 - Increased Safety IEC/EN 60079-31 - Dust Enclosure	
US	NEC	UL514B - Fittings	UL  UR 	UL2225 -xxxx	UL 
		UL360 - Electrical Conduit		UL1203 - xxxx	
		UL50E - Environmental Considerations			
Canada	CEC	CSA C22.2-18.3 - Fittings	CSA 	CSA C22.2-25 -30 -174 -94	CSA 
		CSA C22.2-54-04 - Electrical Conduit		CSA C22.2/IEC 60079-0 - General Requirements	
		CSA C22.2-227.3 - Protective Tubing		CSA C22.2/IEC 60079-1 - Flameproof Equipment	
				CSA C22.2/IEC 60079-7 - Increased Safety	
				CSA C22.2/IEC 60079-31 - Dust Enclosure	



World standards

Region	Basic Electrical Code	Base Standard	Symbols	Hazardous Area Standards	Symbols
Russia	IEC	IEC/EN 62444 - Cable Glands	EAC	ГОСТ Р МЭК 60079-0 - General Requirements	EAC Ex
		IEC/EN 61386 - Conduit Systems		ГОСТ Р МЭК 60079-7 - Increased Safety	
		IEC/EN 60529 - Ingress Protection		ГОСТ Р МЭК 60079-31 - Dust Enclosure	
				ГОСТ IEC 60079-1 - Flameproof Equipment	
Brazil	IEC	ABNT NBR IEC 62444 - Cable Glands	InMetro	ABNT NBR IEC 60079-0 - General Requirements	InMetro (Segurança)
		ABNT NBR IEC 61386 - Conduit Systems		ABNT NBR IEC 60079-1 - Flameproof Equipment	
		ABNT NBR IEC 60529 - Ingress Protection		ABNT NBR IEC 60079-7 - Increased Safety	
				ABNT NBR IEC 60079-31 - Dust Enclosure	
China	IEC	IEC/EN 62444 - Cable Glands	PCEC	GB3836.1 - General Requirements	CNEX
		IEC/EN 61386 - Conduit Systems		GB3836.2 - Flameproof Equipment	
		IEC/EN 60529 - Ingress Protection		GB3836.3 - Increased Safety	
				GB12476.1 - Dust General Requirements	
				GB12476.5 - Dust Enclosure	

## Index & useful information

### Order code classification

Part No.	GID Code	Page No.	Part No.	GID Code	Page No.	Part No.	GID Code	Page No.
5231	7TAD012100R0000	22	5255	7TAD012170R0003	30	5265	7TAD012070R0003	51
5231	7TAD012100R0000	30	5256	7TAD012170R0004	22	5266	7TAD012070R0004	23
5232	7TAD012100R0001	22	5256	7TAD012170R0004	30	5266	7TAD012070R0004	25
5232	7TAD012100R0001	30	5257	7TAD012170R0005	22	5266-HT		31
5233	7TAD012100R0002	22	5257	7TAD012170R0005	30	5266	7TAD012070R0004	35
5233	7TAD012100R0002	30	5258	7TAD012210R0003	22	5266	7TAD012070R0004	39
5234	7TAD012980R0037	22	5258	7TAD012210R0003	30	5266	7TAD012070R0004	43
5234	7TAD012980R0037	30	5259	7TAD012210R0004	22	5266-HT		47
5235	7TAD012160R0000	22	5259	7TAD012210R0004	30	5266	7TAD012070R0004	51
5235	7TAD012160R0000	30	5260	7TAD012220R0000	22	5267	7TAD012070R0005	23
5236	7TAD012150R0000	22	5260	7TAD012220R0000	30	5267	7TAD012070R0005	25
5236	7TAD012150R0000	30	5261	7TAD012060R0000	23	5267-HT		31
5237	7TAD012150R0001	22	5261	7TAD012060R0000	25	5267	7TAD012070R0005	35
5237	7TAD012150R0001	30	5261-HT		31	5267	7TAD012070R0005	39
5238	7TAD012200R0000	22	5261	7TAD012060R0000	35	5267	7TAD012070R0005	43
5238	7TAD012200R0000	30	5261	7TAD012060R0000	39	5267-HT		47
5239	7TAD012200R0001	22	5261	7TAD012060R0000	43	5267	7TAD012070R0005	51
5239	7TAD012200R0001	30	5261-HT		47	5268	7TAD012060R0001	23
5240	7TAD012200R0002	22	5261	7TAD012060R0000	51	5268	7TAD012060R0001	25
5240	7TAD012200R0002	30	5262	7TAD012070R0000	23	5268-HT		31
5241	7TAD012140R0000	22	5262	7TAD012070R0000	25	5268	7TAD012060R0001	35
5241	7TAD012140R0000	30	5262-HT		31	5268	7TAD012060R0001	39
5242	7TAD012130R0000	22	5262	7TAD012070R0000	35	5268	7TAD012060R0001	43
5242	7TAD012130R0000	30	5262	7TAD012070R0000	39	5268-HT		47
5243	7TAD012140R0001	22	5262	7TAD012070R0000	43	5268	7TAD012060R0001	51
5243	7TAD012140R0001	30	5262-HT		47	5269	7TAD012060R0002	23
5244	7TAD012140R0003	22	5262	7TAD012070R0000	51	5269	7TAD012060R0002	25
5244	7TAD012140R0003	30	5263	7TAD012070R0001	23	5269-HT		31
5245	7TAD012170R0000	22	5263	7TAD012070R0001	25	5269	7TAD012060R0002	35
5245	7TAD012170R0000	30	5263-HT		31	5269	7TAD012060R0002	39
5246	7TAD012170R0001	22	5263	7TAD012070R0001	35	5269	7TAD012060R0002	43
5246	7TAD012170R0001	30	5263	7TAD012070R0001	39	5269-HT		47
5247	7TAD012170R0002	22	5263	7TAD012070R0001	43	5269	7TAD012060R0002	51
5247	7TAD012170R0002	30	5263-HT		47	5270	7TAD012060R0003	23
5248	7TAD012210R0000	22	5264	7TAD012070R0002	23	5270	7TAD012060R0003	25
5248	7TAD012210R0000	30	5264	7TAD012070R0002	25	5270-HT		31
5249	7TAD012210R0001	22	5264-HT		31	5270	7TAD012060R0003	35
5249	7TAD012210R0001	30	5264	7TAD012070R0002	35	5270	7TAD012060R0003	39
5250	7TAD012210R0002	22	5264	7TAD012070R0002	39	5270	7TAD012060R0003	43
5250	7TAD012210R0002	30	5264	7TAD012070R0002	43	5270-HT		47
5251	7TAD012140R0004	22	5264-HT		47	5270	7TAD012060R0003	51
5251	7TAD012140R0004	30	5264	7TAD012070R0002	51	5285	7TAD012420R0039	22
5252	7TAD012130R0001	22	5265	7TAD012070R0003	23	5285	7TAD012420R0039	30
5252	7TAD012130R0001	30	5265	7TAD012070R0003	25	5331	7TAD012100R0004	22
5253	7TAD012130R0002	22	5265-HT		31	5331	7TAD012100R0004	30
5253	7TAD012130R0002	30	5265	7TAD012070R0003	35	5331	7TAD012100R0004	35
5254	7TAD012130R0003	22	5265	7TAD012070R0003	39	5331	7TAD012100R0004	43
5254	7TAD012130R0003	30	5265	7TAD012070R0003	43	5332	7TAD012100R0005	22
5255	7TAD012170R0003	22	5265-HT		47	5332	7TAD012100R0005	30

## Index & useful information

### Order code classification

Part No.	GID Code	Page No.	Part No.	GID Code	Page No.	Part No.	GID Code	Page No.
5332	7TAD012100R0005	35	5345	7TAD012280R0068	22	5357	7TAD012170R0016	30
5332	7TAD012100R0005	43	5345	7TAD012280R0068	30	5357	7TAD012170R0016	35
5333	7TAD012100R0007	22	5345	7TAD012280R0068	35	5357	7TAD012170R0016	43
5333	7TAD012100R0007	30	5345	7TAD012280R0068	43	5358	7TAD012210R0011	22
5333	7TAD012100R0007	35	5346	7TAD012280R0069	22	5358	7TAD012210R0011	30
5333	7TAD012100R0007	43	5346	7TAD012280R0069	30	5358	7TAD012210R0011	35
5334	7TAD012100R0007	30	5346	7TAD012280R0069	35	5358	7TAD012210R0011	43
5334	7TAD012100R0007	35	5346	7TAD012280R0069	43	5359	7TAD012210R0013	22
5334	7TAD012100R0007	43	5347	7TAD012280R0070	22	5359	7TAD012210R0013	30
5335	7TAD012160R0001	22	5347	7TAD012280R0070	30	5359	7TAD012210R0013	35
5335	7TAD012160R0001	30	5347	7TAD012280R0070	35	5359	7TAD012210R0013	43
5335	7TAD012160R0001	35	5347	7TAD012280R0070	43	5360	7TAD012220R0001	22
5335	7TAD012160R0001	43	5348	7TAD012210R0005	22	5360	7TAD012220R0001	30
5336	7TAD012160R0003	22	5348	7TAD012210R0005	30	5360	7TAD012220R0001	35
5336	7TAD012160R0003	30	5348	7TAD012210R0005	35	5360	7TAD012220R0001	43
5336	7TAD012160R0003	35	5348	7TAD012210R0005	43	5385	7TAD012470R0006	22
5336	7TAD012160R0003	43	5349	7TAD012210R0007	22	5385	7TAD012470R0006	30
5337	7TAD012150R0002	22	5349	7TAD012210R0007	30	5386	7TAD012470R0007	22
5337	7TAD012150R0002	30	5349	7TAD012210R0007	35	5386	7TAD012470R0007	30
5337	7TAD012150R0002	35	5349	7TAD012210R0007	43	7342	7TCD012330R0009	22
5337	7TAD012150R0002	43	5350	7TAD012210R0009	22	7342	7TCD012330R0009	30
5338	7TAD012190R0000	22	5350	7TAD012210R0009	30	7342	7TCD012330R0009	35
5338	7TAD012190R0000	30	5350	7TAD012210R0009	35	7342	7TCD012330R0009	43
5338	7TAD012190R0000	35	5350	7TAD012210R0009	43	7343	7TAD012330R0010	22
5338	7TAD012190R0000	43	5351	7TAD012140R0010	22	7343	7TAD012330R0010	30
5339	7TAD012190R0002	22	5351	7TAD012140R0010	30	7343	7TAD012330R0010	35
5339	7TAD012190R0002	30	5351	7TAD012140R0010	35	7343	7TAD012330R0010	43
5339	7TAD012190R0002	35	5351	7TAD012140R0010	43	7345	7TAD012330R0012	22
5339	7TAD012190R0002	43	5352	7TAD012130R0006	22	7345	7TAD012330R0012	30
5340	7TAD012190R0002	22	5352	7TAD012130R0006	30	7345	7TAD012330R0012	35
5340	7TAD012190R0004	30	5352	7TAD012130R0006	35	7345	7TAD012330R0012	43
5340	7TAD012190R0004	35	5352	7TAD012130R0006	43	7346	7TAD012330R0013	22
5340	7TAD012190R0004	43	5353	7TAD012130R0008	22	7346	7TAD012330R0013	30
5341	7TAD012140R0005	22	5353	7TAD012130R0008	30	7346	7TAD012330R0013	35
5341	7TAD012140R0005	30	5353	7TAD012130R0008	35	7346	7TAD012330R0013	43
5341	7TAD012140R0005	35	5353	7TAD012130R0008	43	7347	7TAD012330R0014	22
5341	7TAD012140R0005	43	5354	7TAD012140R0013	22	7347	7TAD012330R0014	30
5342	7TAD012130R0004	22	5354	7TAD012140R0013	30	7347	7TAD012330R0014	35
5342	7TAD012130R0004	30	5354	7TAD012140R0013	35	7347	7TAD012330R0014	43
5342	7TAD012130R0004	35	5354	7TAD012140R0013	43	7352	7TAD012330R0017	22
5342	7TAD012130R0004	43	5355	7TAD012170R0012	22	7352	7TAD012330R0017	30
5343	7TAD012140R0006	22	5355	7TAD012170R0012	30	7352	7TAD012330R0017	35
5343	7TAD012140R0006	30	5355	7TAD012170R0012	35	7352	7TAD012330R0017	43
5343	7TAD012140R0006	35	5355	7TAD012170R0012	43	7353	7TAD012330R0018	22
5343	7TAD012140R0006	43	5356	7TAD012170R0014	22	7353	7TAD012330R0018	30
5344	7TAD012280R0067	22	5356	7TAD012170R0014	30	7353	7TAD012330R0018	35
5344	7TAD012280R0067	30	5356	7TAD012170R0014	35	7353	7TAD012330R0018	43
5344	7TAD012280R0067	35	5356	7TAD012170R0014	43	7354	7TAD012330R0019	22
5344	7TAD012280R0067	43	5357	7TAD012170R0016	22	7354	7TAD012330R0019	30

## Index & useful information

### Order code classification

Part No.	GID Code	Page No.
7354	7TAD012330R0019	35
7354	7TAD012330R0019	43
7355	7TAD012330R0020	22
7355	7TAD012330R0020	30
7355	7TAD012330R0020	35
7355	7TAD012330R0020	43
7356	7TAD012330R0021	22
7356	7TAD012330R0021	30
7356	7TAD012330R0021	35
7356	7TAD012330R0021	43
7357	7TAD012330R0022	22
7357	7TAD012330R0022	30
7357	7TAD012330R0022	35
7357	7TAD012330R0022	43
7358	7TAD012330R0023	22
7358	7TAD012330R0023	30
7358	7TAD012330R0023	35
7358	7TAD012330R0023	43
7362	7TAD012330R0026	22
7362	7TAD012330R0026	30
7362	7TAD012330R0026	35
7362	7TAD012330R0026	43
7363	7TAD012320R0000	22
7363	7TAD012320R0000	30
7363	7TAD012320R0000	35
7363	7TAD012320R0000	43
7364	7TAD012330R0027	22
7364	7TAD012330R0027	30
7364	7TAD012330R0027	35
7364	7TAD012330R0027	43
7365	7TCD012330R0028	22
7365	7TCD012330R0028	30
7365	7TCD012330R0028	35
7365	7TCD012330R0028	43
7366	7TAD012330R0029	22
7366	7TAD012330R0029	30
7366	7TAD012330R0029	35
7366	7TAD012330R0029	43
7367	7TAD012330R0030	22
7367	7TAD012330R0030	30
7367	7TAD012330R0030	35
7367	7TAD012330R0030	43
7368	7TAD012330R0031	22
7368	7TAD012330R0031	30
7368	7TAD012330R0031	35
7368	7TAD012330R0031	43
9340	7TCD012330R0046	22
9340	7TCD012330R0046	30
9340	7TCD012330R0046	35
9340	7TCD012330R0046	43

Part No.	GID Code	Page No.
9342	7TCD012330R0054	22
9342	7TCD012330R0054	30
9342	7TCD012330R0054	35
9342	7TCD012330R0054	43
9344	7TCD012330R0063	22
9344	7TCD012330R0063	30
9344	7TCD012330R0063	35
9344	7TCD012330R0063	43
9345	7TBD012330R0068	22
9345	7TBD012330R0068	30
9345	7TBD012330R0068	35
9345	7TBD012330R0068	43
9346	7TBD012330R0072	22
9346	7TBD012330R0072	30
9346	7TBD012330R0072	35
9346	7TBD012330R0072	43
9347	7TBD012330R0076	22
9347	7TBD012330R0076	30
9347	7TBD012330R0076	35
9347	7TBD012330R0076	43
9350	7TCD012330R0080	22
9350	7TCD012330R0080	30
9350	7TCD012330R0080	35
9350	7TCD012330R0080	43
9355	7TBD012330R0102	22
9355	7TBD012330R0102	30
9355	7TBD012330R0102	35
9355	7TBD012330R0102	43
9356	7TBD012330R0106	22
9356	7TBD012330R0106	30
9356	7TBD012330R0106	35
9356	7TBD012330R0106	43
9357	7TBD012330R0110	22
9357	7TBD012330R0110	30
9357	7TBD012330R0110	35
9357	7TBD012330R0110	43
9360	7TCD012330R0114	22
9360	7TCD012330R0114	30
9360	7TCD012330R0114	35
9360	7TCD012330R0114	43
9362	7TCD012320R0002	22
9362	7TCD012320R0002	30
9362	7TCD012320R0002	35
9362	7TCD012320R0002	43
9363	7TCD012330R0125	22
9363	7TCD012330R0125	30
9363	7TCD012330R0125	35
9363	7TCD012330R0125	43
9364	7TCD012330R0129	22
9364	7TCD012330R0129	30

Part No.	GID Code	Page No.
9364	7TCD012330R0129	35
9364	7TCD012330R0129	43
9365	7TBD012330R0134	22
9365	7TBD012330R0134	30
9365	7TBD012330R0134	35
9365	7TBD012330R0134	43
9366	7TBD012330R0138	22
9366	7TBD012330R0138	30
9366	7TBD012330R0138	35
9366	7TBD012330R0138	43
9367	7TBD012330R0142	22
9367	7TBD012330R0142	30
9367	7TBD012330R0142	35
9367	7TBD012330R0142	43
5231GR	7TAD012980R0085	22
5231GR	7TAD012980R0085	30
LT4GES03C-C	7TAA012LU0R0002	44
LT4GES04C-J	7TAA012LU0R0013	44
5231-PT	7TAD012100R0043	23
5231AL	7TAD012250R0000	25
5231AL	7TAD012250R0000	39
5231ALGR		25
5231ALGR		39
5232-PT	7TAD012100R0044	23
5232AL	7TAD012240R0000	25
5232AL	7TAD012240R0000	39
5232ALGR	7TAD012310R0001	25
5232ALGR	7TAD012310R0001	39
5232GR	7TAD012300R0000	22
5232GR	7TAD012300R0000	30
5233-PT	7TAD012100R0033	23
5233AL	7TAD012240R0001	25
5233AL	7TAD012240R0001	39
5233ALGR	7TAD012310R0002	25
5233ALGR	7TAD012310R0002	39
5233GR	7TAD012310R0003	22
5233GR	7TAD012310R0003	30
5234-PT	7TAD012100R0034	23
5234AL	7TAD012240R0003	25
5234AL	7TAD012240R0003	39
5234ALGR	7TAD012420R0004	25
5234ALGR	7TAD012420R0004	39
5234GR	7TAD012310R0005	22
5234GR	7TAD012310R0005	30
5235AL	7TAD012250R0001	25
5235AL	7TAD012250R0001	39
5235ALGR		25
5235ALGR		39
5235GR	7TAD012420R0007	22
5235GR	7TAD012420R0007	30



## Index & useful information

### Order code classification

Part No.	GID Code	Page No.	Part No.	GID Code	Page No.	Part No.	GID Code	Page No.
5236AL	7TAD012250R0002	25	5250GR	7TAD012420R0017	30	5259GR	7TAD012420R0027	30
5236AL	7TAD012250R0002	39	5251-PT	7TAD012100R0039	23	5260GR	7TAD012420R0028	22
5236ALGR		25	5251AL	7TAD012420R0018	25	5260GR	7TAD012420R0028	30
5236ALGR		39	5251AL	7TAD012420R0018	39	5285GR	7TAD012980R0090	22
5236GR	7TAD012310R0006	22	5251ALGR		25	5285GR	7TAD012980R0090	30
5236GR	7TAD012310R0006	30	5251ALGR		39	5331-HT	7TAD012420R0041	31
5237AL	7TAD012240R0004	25	5251GR	7TAD012420R0019	22	5331-NB		35
5237AL	7TAD012240R0004	39	5251GR	7TAD012420R0019	30	5331-NB		43
5237ALGR		25	5252-PT	7TAD012100R0040	23	5331-PT	7TAD012100R0045	23
5237ALGR		39	5252AL	7TAD012240R0006	25	5331GR	7TAD012420R0042	22
5237GR	7TAD012310R0007	22	5252AL	7TAD012240R0006	39	5331GR	7TAD012420R0042	30
5237GR	7TAD012310R0007	30	5252ALGR	7TAD012310R0014	25	5331SST6	7TAD012380R0007	47
5238AL	7TAD012420R0009	25	5252ALGR	7TAD012310R0014	39	5331SST6	7TAD012380R0007	51
5238AL	7TAD012420R0009	39	5252GR	7TAD012310R0015	22	5331SST6HT	7TAD012980R0329	31
5238ALGR		39	5252GR	7TAD012310R0015	30	5331SST6HT	7TAD012980R0329	47
5238GR	7TAD012420R0010	22	5253-PT	7TAD012100R0041	23	5331SST6HT	7TAD012980R0329	51
5238GR	7TAD012420R0010	30	5253AL	7TAD012240R0007	25	5332-HT	7TAD012110R0000	31
5239AL	7TAD012240R0005	25	5253AL	7TAD012240R0007	39	5332-NB		35
5239AL	7TAD012240R0005	39	5253ALGR	7TAD012420R0021	25	5332-NB		43
5239ALGR		39	5253ALGR	7TAD012420R0021	39	5332-PT	7TAD012100R0046	23
5239GR	7TAD012300R0001	22	5253GR	7TAD012310R0017	22	5332GR	7TAD012300R0002	22
5239GR	7TAD012300R0001	30	5253GR	7TAD012310R0017	30	5332GR	7TAD012300R0002	30
5240AL	7TAD012250R0003	25	5254-PT	7TAD012100R0042	23	5332SST6	7TAD012380R0008	47
5240AL	7TAD012250R0003	39	5254AL	7TAD012250R0004	25	5332SST6	7TAD012380R0008	51
5240ALGR		39	5254AL	7TAD012250R0004	39	5332SST6HT	7TAD012420R0138	31
5240GR	7TAD012310R0008	22	5254ALGR	7TAD012420R0022	25	5332SST6HT	7TAD012420R0138	47
5240GR	7TAD012310R0008	30	5254ALGR	7TAD012420R0022	39	5332SST6HT	7TAD012420R0138	51
5241-PT	7TAD012100R0035	23	5254GR	7TAD012310R0019	22	5333-HT	7TAD012110R0001	31
5241GR	7TAD012420R0011	22	5254GR	7TAD012310R0019	30	5333-NB		35
5241GR	7TAD012420R0011	30	5255AL	7TAD012250R0005	25	5333-NB		43
5242-PT	7TAD012100R0036	23	5255AL	7TAD012250R0005	39	5333-PT	7TAD012100R0047	23
5242GR	7TAD012310R0009	22	5255ALGR		25	5333GR	7TAD012300R0004	22
5242GR	7TAD012310R0009	30	5255ALGR		39	5333GR	7TAD012300R0004	30
5243-PT	7TAD012100R0037	23	5255GR	7TAD012420R0024	22	5333SST6	7TAD012380R0009	47
5243GR	7TAD012310R0010	22	5255GR	7TAD012420R0024	30	5333SST6	7TAD012380R0009	51
5243GR	7TAD012310R0010	30	5256AL	7TAD012250R0006	25	5333SST6HT	7TAD012420R0139	31
5244-PT	7TAD012100R0038	23	5256AL	7TAD012250R0006	39	5333SST6HT	7TAD012420R0139	47
5244GR	7TAD012310R0011	22	5256ALGR		25	5334-HT	7TAD012420R0049	31
5244GR	7TAD012310R0011	30	5256ALGR		39	5334-NB		35
5245GR	7TAD012420R0014	22	5256GR	7TAD012310R0020	22	5334-NB		43
5245GR	7TAD012420R0014	30	5256GR	7TAD012310R0020	30	5334-PT	7TAD012100R0048	23
5246GR	7TAD012310R0012	22	5257AL	7TAD012250R0007	25	5334-TB		22
5246GR	7TAD012310R0012	30	5257AL	7TAD012250R0007	39	5334GR	7TAD012300R0006	22
5247GR	7TAD012310R0013	22	5257ALGR		25	5334GR	7TAD012300R0006	30
5247GR	7TAD012310R0013	30	5257ALGR		39	5334SST6	7TAD012390R0017	47
5248GR	7TAD012420R0015	22	5257GR	7TAD012310R0021	22	5334SST6	7TAD012390R0017	51
5248GR	7TAD012420R0015	30	5257GR	7TAD012310R0021	30	5334SST6HT	7TAD012420R0140	31
5249GR	7TAD012420R0016	22	5258GR	7TAD012420R0026	22	5334SST6HT	7TAD012420R0140	47
5249GR	7TAD012420R0016	30	5258GR	7TAD012420R0026	30	5334SST6HT	7TAD012420R0140	51
5250GR	7TAD012420R0017	22	5259GR	7TAD012420R0027	22	5335-HT	7TAD012420R0053	31

## Index & useful information

### Order code classification

Part No.	GID Code	Page No.
5335-NB		35
5335-NB		43
5335GR	7TAD012310R0023	22
5335GR	7TAD012310R0023	30
5335SST6	7TAD012420R0130	47
5335SST6	7TAD012420R0130	51
5335SST6HT	7TAD012420R0141	31
5335SST6HT	7TAD012420R0141	47
5335SST6HT	7TAD012420R0141	51
5336-HT	7TAD012420R0057	31
5336-NB		35
5336-NB		43
5336GR	7TAD012300R0008	22
5336GR	7TAD012300R0008	30
5336SST6	7TAD012390R0018	47
5336SST6	7TAD012390R0018	51
5336SST6HT	7TAD012980R0328	31
5336SST6HT	7TAD012980R0328	47
5336SST6HT	7TAD012980R0328	51
5337-HT	7TAD012420R0059	31
5337-NB		35
5337-NB		43
5337GR	7TAD012300R0010	22
5337GR	7TAD012300R0010	30
5337SST6	7TAD012390R0019	47
5337SST6	7TAD012390R0019	51
5337SST6HT	7TAD012980R0327	31
5337SST6HT	7TAD012980R0327	47
5337SST6HT	7TAD012980R0327	51
5338-HT	7TAD012420R0060	31
5338-HT	7TAD012420R0060	47
5338-HT	7TAD012420R0060	47
5338-HT	7TAD012420R0060	51
5338-HT	7TAD012420R0060	51
5338GR	7TAD012310R0025	22
5338GR	7TAD012310R0025	30
5339-HT	7TAD012420R0061	31
5339-HT	7TAD012420R0061	47
5339-HT	7TAD012420R0061	47
5339-HT	7TAD012420R0061	51
5339-HT	7TAD012420R0061	51
5339GR	7TAD012300R0012	22
5339GR	7TAD012300R0012	30
5340-HT	7TAD012420R0062	31
5340-HT	7TAD012420R0062	47
5340-HT	7TAD012420R0062	47
5340-HT	7TAD012420R0062	51
5340-HT	7TAD012420R0062	51
5340GR	7TAD012300R0014	22
5340GR	7TAD012300R0014	30

Part No.	GID Code	Page No.
5341-HT	7TAD012420R0063	31
5341-NB		35
5341-NB		43
5341-PT	7TAD012100R0056	23
5341GR	7TAD012420R0064	22
5341GR	7TAD012420R0064	30
5341SST6	7TAD012420R0131	47
5341SST6	7TAD012420R0131	51
5341SST6HT	7TAD012980R0330	31
5341SST6HT	7TAD012980R0330	47
5341SST6HT	7TAD012980R0330	51
5342-HT	7TAD012420R0066	31
5342-NB		35
5342-NB		43
5342-PT	7TAD012100R0049	23
5342GR	7TAD012300R0016	22
5342GR	7TAD012300R0016	30
5342SST6	7TAD012390R0020	47
5342SST6	7TAD012390R0020	51
5342SST6HT	7TAD012420R0142	31
5342SST6HT	7TAD012420R0142	47
5342SST6HT	7TAD012420R0142	51
5343-HT	7TAD012420R0069	31
5343-NB		35
5343-NB		43
5343-PT	7TAD012100R0050	23
5343GR	7TAD012300R0018	22
5343GR	7TAD012300R0018	30
5343SST6	7TAD012390R0021	47
5343SST6	7TAD012390R0021	51
5343SST6HT	7TAD012980R0331	31
5343SST6HT	7TAD012980R0331	47
5344-HT	7TAD012420R0071	31
5344-NB		35
5344-NB		43
5344-PT	7TAD012100R0051	23
5344GR	7TAD012310R0027	22
5344GR	7TAD012310R0027	30
5344SST6	7TAD012420R0132	47
5344SST6	7TAD012420R0132	51
5344SST6HT	7TAD012980R0332	31
5344SST6HT	7TAD012980R0332	47
5344SST6HT	7TAD012980R0332	51
5345-HT	7TAD012420R0074	31
5345-NB		35
5345-NB		43
5345GR	7TAD012420R0075	22
5345GR	7TAD012420R0075	30
5345SST6	7TAD012420R0133	47
5345SST6	7TAD012420R0133	51

Part No.	GID Code	Page No.
5345SST6HT	7TAD012980R0333	31
5345SST6HT	7TAD012980R0333	47
5345SST6HT	7TAD012980R0333	51
5346-HT	7TAD012420R0077	31
5346-NB		35
5346-NB		43
5346GR	7TAD012310R0030	22
5346GR	7TAD012310R0030	30
5346SST6	7TAD012420R0134	47
5346SST6	7TAD012420R0134	51
5346SST6HT	7TAD012980R0334	31
5346SST6HT	7TAD012980R0334	47
5346SST6HT	7TAD012980R0334	51
5347-HT	7TAD012420R0079	31
5347-NB		35
5347-NB		43
5347GR	7TAD012310R0032	22
5347GR	7TAD012310R0032	30
5347SST6	7TAD012420R0135	47
5347SST6	7TAD012420R0135	51
5347SST6HT	7TAD012980R0335	31
5347SST6HT	7TAD012980R0335	47
5347SST6HT	7TAD012980R0335	51
5348-HT		31
5348-HT		47
5348-HT		47
5348-HT		51
5348-HT		51
5348GR	7TAD012420R0081	22
5348GR	7TAD012420R0081	30
5349-HT		31
5349-HT		47
5349-HT		47
5349-HT		51
5349-HT		51
5349GR	7TAD012300R0020	22
5349GR	7TAD012300R0020	30
5350-HT		31
5350-HT		47
5350-HT		47
5350-HT		51
5350-HT		51
5350GR	7TAD012310R0035	22
5350GR	7TAD012310R0035	30
5351-HT	7TAD012420R0082	31
5351-NB		35
5351-NB		43
5351-PT	7TAD012100R0052	23
5351GR	7TAD012420R0083	22
5351GR	7TAD012420R0083	30

## Index & useful information

### Order code classification

Part No.	GID Code	Page No.
5351SST6	7TAD012980R0325	47
5351SST6	7TAD012980R0325	51
5351SST6HT	7TAD012980R0336	31
5351SST6HT	7TAD012980R0336	47
5351SST6HT	7TAD012980R0336	51
5352-HT	7TAD012140R0011	31
5352-NB		35
5352-NB		43
5352-PT	7TAD012100R0053	23
5352GR	7TAD012300R0022	22
5352GR	7TAD012300R0022	30
5352SST6	7TAD012980R0326	47
5352SST6	7TAD012980R0326	51
5352SST6HT	7TAD012980R0337	31
5352SST6HT	7TAD012980R0337	47
5352SST6HT	7TAD012980R0337	51
5353-HT	7TAD012140R0012	31
5353-NB		35
5353-NB		43
5353-PT	7TAD012100R0054	23
5353GR	7TAD012300R0023	22
5353GR	7TAD012300R0023	30
5353SST6	7TAD012390R0022	47
5353SST6	7TAD012390R0022	51
5353SST6HT	7TAD012420R0143	31
5353SST6HT	7TAD012420R0143	47
5354-HT	7TAD012420R0092	31
5354-NB		35
5354-NB		43
5354-PT	7TAD012100R0055	23
5354GR	7TAD012310R0037	22
5354GR	7TAD012310R0037	30
5354SST6	7TAD012390R0024	47
5354SST6	7TAD012390R0024	51
5354SST6HT	7TAD012980R0338	31
5354SST6HT	7TAD012980R0338	47
5354SST6HT	7TAD012980R0338	51
5355-HT	7TAD012420R0097	31
5355-NB		35
5355-NB		43
5355GR	7TAD012310R0038	22
5355GR	7TAD012310R0038	30
5355SST6	7TAD012420R0137	47
5355SST6	7TAD012420R0137	51
5355SST6HT	7TAD012980R0339	31
5355SST6HT	7TAD012980R0339	47
5355SST6HT	7TAD012980R0339	51
5356-HT	7TAD012420R0099	31
5356-NB		35
5356-NB		43

Part No.	GID Code	Page No.
5356GR	7TAD012310R0040	22
5356GR	7TAD012310R0040	30
5356SST6	7TAD012390R0023	47
5356SST6	7TAD012390R0023	51
5356SST6HT	7TAD012980R0340	31
5356SST6HT	7TAD012980R0340	47
5356SST6HT	7TAD012980R0340	51
5357-HT	7TAD012420R0100	31
5357-NB		35
5357-NB		43
5357GR	7TAD012310R0042	22
5357GR	7TAD012310R0042	30
5357SST6	7TAD012420R0136	47
5357SST6	7TAD012420R0136	51
5357SST6HT	7TAD012980R0341	31
5357SST6HT	7TAD012980R0341	47
5357SST6HT	7TAD012980R0341	51
5358-HT		31
5358-HT		47
5358-HT		47
5358-HT		51
5358-HT		51
5358GR	7TAD012420R0102	22
5358GR	7TAD012420R0102	30
5359-HT		31
5359-HT		47
5359-HT		47
5359-HT		51
5359-HT		51
5359GR	7TAD012310R0044	22
5359GR	7TAD012310R0044	30
5360-HT		31
5360-HT		47
5360-HT		47
5360-HT		51
5360-HT		51
5360GR	7TAD012310R0046	22
5360GR	7TAD012310R0046	30
5385-HT		31
5385GR	7TAD012420R0104	22
5385GR	7TAD012420R0104	30
5386-HT		31
5386GR	7TAD012310R0048	22
5386GR	7TAD012310R0048	30
7344-TB	7TAD012330R0011	35
7344-TB	7TAD012330R0011	43
7344-TB	7TAD012330R0011	22
7344-TB	7TAD012330R0011	30
7348-TB	7TAD012330R0015	35
7348-TB	7TAD012330R0015	43

Part No.	GID Code	Page No.
7348-TB	7TAD012330R0015	22
7348-TB	7TAD012330R0015	30
9330-NB		35
9330-NB		43
9330SST6		47
9330SST6		51
9330SST6HT		47
9330SST6HT		51
9332-NB		35
9332-NB		43
9332SST6		47
9332SST6		51
9332SST6HT		47
9332SST6HT		51
9333-NB		35
9333-NB		43
9333SST6		47
9333SST6		51
9333SST6HT		47
9333SST6HT		51
9334-NB		35
9334-NB		43
9334SST6		47
9334SST6		51
9334SST6HT		47
9335-NB		35
9335-NB		43
9335SST6		47
9335SST6		51
9335SST6HT		47
9335SST6HT		51
9336-NB		35
9336-NB		43
9336SST6		47
9336SST6		51
9336SST6HT		47
9336SST6HT		51
9337-NB		35
9337-NB		43
9337SST6		47
9337SST6		51
9337SST6HT		47
9337SST6HT		51
9340-NB		35
9340-NB		43
9340SST6		47
9340SST6		51
9340SST6HT		31
9340SST6HT		47
9340SST6HT		51

## Index & useful information

### Order code classification

Part No.	GID Code	Page No.	Part No.	GID Code	Page No.	Part No.	GID Code	Page No.
9342-NB		35	9350SST6HT		31	9357-NB		35
9342-NB		43	9350SST6HT		47	9357-NB		43
9342SST6		47	9350SST6HT		51	9357SST6		47
9342SST6		51	9352-NB		35	9357SST6		51
9342SST6HT		31	9352-NB		43	9357SST6HT		31
9342SST6HT		47	9352SST6		47	9357SST6HT		47
9342SST6HT		51	9352SST6		51	9357SST6HT		51
9343-NB		35	9352SST6HT		31	9360SST6HT		31
9343-NB		43	9352SST6HT		47	9362SST6HT		31
9343SST6		47	9352SST6HT		51	9363SST6HT		31
9343SST6		51	9352TB	7TCD012330R0092	35	9364SST6HT		31
9343SST6HT		31	9352TB	7TCD012330R0092	43	9365SST6HT		31
9343SST6HT		47	9352TB	7TCD012330R0092	22	9366SST6HT		31
9343SST6HT		51	9352TB	7TCD012330R0092	30	9367SST6HT		31
9343TB		35	9353-NB		35	HS901SS		47
9343TB		43	9353-NB		43	HS901SS		51
9343TB		22	9353SST6		47	HS902SS		47
9343TB		30	9353SST6		51	HS902SS		51
9344-NB		35	9353SST6HT		31	HS903SS		47
9344-NB		43	9353SST6HT		47	HS904SS		47
9344SST6		47	9353SST6HT		51	HS904SS		51
9344SST6		51	9353TB	7TAD012320R0001	35	HS905SS		47
9344SST6HT		31	9353TB	7TAD012320R0001	43	HS905SS		51
9344SST6HT		47	9353TB	7TAD012320R0001	22	HS906SS		47
9345-NB		35	9353TB	7TAD012320R0001	30	HS906SS		51
9345-NB		43	9354-NB		35	HS907SS		47
9345SST6		47	9354-NB		43	HS907SS		51
9345SST6		51	9354SST6		47	HS908SS		47
9345SST6HT		31	9354SST6		51	HS908SS		51
9345SST6HT		47	9354SST6HT		31	HS910SS		47
9345SST6HT		51	9354SST6HT		47	HS910SS		51
9346-NB		35	9354TB	7TCD012330R0101	35	LNB038		35
9346-NB		43	9354TB	7TCD012330R0101	43	LNB038		43
9346SST6		47	9354TB	7TCD012330R0101	22	LNB050		35
9346SST6		51	9354TB	7TCD012330R0101	30	LNB050		43
9346SST6HT		31	9355-NB		35	LNB075		35
9346SST6HT		47	9355-NB		43	LNB075		43
9346SST6HT		51	9355SST6		47	LNB100		35
9347-NB		35	9355SST6		51	LNB100		43
9347-NB		43	9355SST6HT		31	LNB125		35
9347SST6		47	9355SST6HT		47	LNB125		43
9347SST6		51	9355SST6HT		51	LNB150		35
9347SST6HT		31	9356-NB		35	LNB150		43
9347SST6HT		47	9356-NB		43	LNB200		35
9347SST6HT		51	9356SST6		47	LNB200		43
9350-NB		35	9356SST6		51	LNBM16		35
9350-NB		43	9356SST6HT		31	LNBM16		43
9350SST6		47	9356SST6HT		47	LNBM20		35
9350SST6		51	9356SST6HT		51	LNBM20		43

## Index & useful information

### Order code classification

Part No.	GID Code	Page No.	Part No.	GID Code	Page No.	Part No.	GID Code	Page No.
LNBM25		35	LNSSM63		47	LT6GES04G-C	7TAA012LV0R0003	45
LNBM25		43	LNSSM63		51	LT6GES04G-J	7TAA012LV0R0013	45
LNBM32		35	LT4GES01C-C	7TAA012LU0R0000	44	LT6GES05G-B	7TAA012LV0R0004	45
LNBM32		43	LT4GES01C-K	7TAA012LU0R0010	44	LT6GES05G-E	7TAA012LV0R0014	45
LNBM40		35	LT4GES01C-L	7TAA012LU0R0017	44	LT6GES06G-B	7TAA012LV0R0005	45
LNBM40		43	LT4GES02C-C	7TAA012LU0R0001	44	LT6GES06G-D	7TAA012LV0R0015	45
LNBM50		35	LT4GES02C-K	7TAA012LU0R0011	44	LT6GES07G-B	7TAA012LV0R0006	45
LNBM50		43	LT4GES02C-L	7TAA012LU0R0018	44	LT6GES07G-C	7TAA012LV0R0016	45
LNBM63		35	LT4GES03C-K	7TAA012LU0R0012	44	LT6GES08G-A	7TAA012LV0R0007	45
LNBM63		43	LT4GES03C-L	7TAA012LU0R0019	44	LT6GES08G-G		45
LNSS038		31	LT4GES04C-C	7TAA012LU0R0003	44	LT6GES09G-A	7TAA012LV0R0008	45
LNSS038		47	LT4GES05C-B	7TAA012LU0R0004	44	LT6GES09G-P		45
LNSS038		51	LT4GES05C-E	7TAA012LU0R0014	44	LT6GES11G-A	7TAA012LV0R0009	45
LNSS050		31	LT4GES06C-B	7TAA012LU0R0005	44	LT6GES11G-C		45
LNSS050		47	LT4GES06C-D	7TAA012LU0R0015	44	LT6XES01B-C	7TAA012LV0R0000	29
LNSS050		51	LT4GES07C-B	7TAA012LU0R0006	44	LT6XES01B-K	7TAA012LV0R0010	29
LNSS075		31	LT4GES07C-C	7TAA012LU0R0016	44	LT6XES01B-L	7TAA012LV0R0017	29
LNSS075		47	LT4GES08C-A	7TAA012LU0R0007	44	LT6XES02B-C	7TAA012LV0R0001	29
LNSS100		31	LT4GES09C-A	7TAA012LU0R0008	44	LT6XES02B-K	7TAA012LV0R0011	29
LNSS100		47	LT4GES11C-A	7TAA012LU0R0009	44	LT6XES02B-L	7TAA012LV0R0018	29
LNSS100		51	LT6FES01W-C	7TAA012LX0R0000	50	LT6XES03B-C	7TAA012LV0R0002	29
LNSS125		31	LT6FES01W-K	7TAA012LX0R0010	50	LT6XES03B-K	7TAA012LV0R0012	29
LNSS125		47	LT6FES01W-L	7TAA012LX0R0017	50	LT6XES03B-L	7TAA012LV0R0019	29
LNSS125		51	LT6FES02W-C	7TAA012LX0R0001	50	LT6XES04B-C	7TAA012LV0R0003	29
LNSS150		31	LT6FES02W-K	7TAA012LX0R0011	50	LT6XES04B-J	7TAA012LV0R0013	29
LNSS150		47	LT6FES02W-L	7TAA012LX0R0018	50	LT6XES05B-B	7TAA012LV0R0004	29
LNSS150		51	LT6FES03W-C	7TAA012LX0R0002	50	LT6XES05B-E	7TAA012LV0R0014	29
LNSS200		31	LT6FES03W-K	7TAA012LX0R0012	50	LT6XES06B-B	7TAA012LV0R0005	29
LNSS200		47	LT6FES03W-L	7TAA012LX0R0019	50	LT6XES06B-D	7TAA012LV0R0015	29
LNSS200		51	LT6FES04W-C	7TAA012LX0R0003	50	LT6XES07B-B	7TAA012LV0R0006	29
LNSSM16		31	LT6FES04W-J	7TAA012LX0R0013	50	LT6XES07B-C	7TAA012LV0R0016	29
LNSSM16		47	LT6FES05W-B	7TAA012LX0R0004	50	LT6XES08B-A	7TAA012LV0R0007	29
LNSSM16		51	LT6FES05W-E	7TAA012LX0R0014	50	LT6XES09B-A	7TAA012LV0R0008	29
LNSSM20		31	LT6FES06W-B	7TAA012LX0R0005	50	LT6XES11B-A	7TAA012LV0R0009	29
LNSSM20		47	LT6FES06W-D	7TAA012LX0R0015	50	LTAES01G-C	7TAA012LB0R0000	24
LNSSM20		51	LT6FES07W-B	7TAA012LX0R0006	50	LTAES01G-L	7TAA012LB0R0019	24
LNSSM25		31	LT6FES07W-C	7TAA012LX0R0016	50	LTAES02G-C	7TAA012LB0R0001	24
LNSSM25		47	LT6FES08W-A	7TAA012LX0R0007	50	LTAES02G-K	7TAA012LB0R0013	24
LNSSM25		51	LT6FES09W-A	7TAA012LX0R0008	50	LTAES02G-L	7TAA012LB0R0020	24
LNSSM32		31	LT6FES11W-A	7TAA012LX0R0009	50	LTAES03G-C	7TAA012LB0R0002	24
LNSSM32		47	LT6GES01G-C	7TAA012LV0R0000	45	LTAES03G-L	7TAA012LB0R0021	24
LNSSM32		51	LT6GES01G-K	7TAA012LV0R0010	45	LTAES04G-C	7TAA012LB0R0003	24
LNSSM40		31	LT6GES01G-L	7TAA012LV0R0017	45	LTAES04G-J	7TAA012LB0R0015	24
LNSSM40		47	LT6GES02G-C	7TAA012LV0R0001	45	LTAES05G-B	7TAA012LB0R0004	24
LNSSM40		51	LT6GES02G-K	7TAA012LV0R0011	45	LTAES05G-E	7TAA012LB0R0016	24
LNSSM50		31	LT6GES02G-L	7TAA012LV0R0018	45	LTAES06G-B	7TAA012LB0R0005	24
LNSSM50		47	LT6GES03G-C	7TAA012LV0R0002	45	LTAES06G-D	7TAA012LB0R0017	24
LNSSM50		51	LT6GES03G-K	7TAA012LV0R0012	45	LTAES07G-B	7TAA012LB0R0006	24
LNSSM63		31	LT6GES03G-L	7TAA012LV0R0019	45	LTAES07G-C	7TAA012LB0R0018	24



## Index & useful information

### Order code classification

Part No.	GID Code	Page No.
LTAES08G-A	7TAA012LBOR0007	24
LTAES08G-A	7TAA012LBOR0007	24
LTAES11G-A	7TAA012LBOR0009	24
LTAES12G-A	7TAA012LBOR0010	24
LTAES13G-A	7TAA012LBOR0011	24
LTBUS01E-C		34
LTBUS01L-C	7TAA012LFOR0000	32
LTBUS01L-K	7TAA012LFOR0010	32
LTBUS01L-L	7TAA012LFOR0020	32
LTBUS01N-C		34
LTBUS01R-C		33
LTBUS01Y-C		33
LTBUS02E-C	7TAA012LFOR0041	34
LTBUS02L-C	7TAA012LFOR0001	32
LTBUS02L-K	7TAA012LFOR0011	32
LTBUS02L-L	7TAA012LFOR0021	32
LTBUS02N-C	7TAA012LFOR0050	34
LTBUS02R-C	7TAA012LFOR0023	33
LTBUS02Y-C	7TAA012LFOR0032	33
LTBUS03E-C	7TAA012LFOR0042	34
LTBUS03L-C	7TAA012LFOR0002	32
LTBUS03L-K	7TAA012LFOR0012	32
LTBUS03L-L	7TAA012LFOR0022	32
LTBUS03N-C	7TAA012LFOR0051	34
LTBUS03R-C	7TAA012LFOR0024	33
LTBUS03Y-C	7TAA012LFOR0033	33
LTBUS04E-C	7TAA012LFOR0043	34
LTBUS04L-C	7TAA012LFOR0003	32
LTBUS04L-J	7TAA012LFOR0013	32
LTBUS04N-C	7TAA012LFOR0052	34
LTBUS04R-C	7TAA012LFOR0025	33
LTBUS04Y-C	7TAA012LFOR0034	33
LTBUS05E-B	7TAA012LFOR0044	34
LTBUS05L-B	7TAA012LFOR0004	32
LTBUS05L-E	7TAA012LFOR0014	32
LTBUS05N-B	7TAA012LFOR0053	34
LTBUS05R-B	7TAA012LFOR0026	33
LTBUS05Y-B	7TAA012LFOR0035	33
LTBUS06E-B	7TAA012LFOR0045	34
LTBUS06L-B	7TAA012LFOR0005	32
LTBUS06L-D	7TAA012LFOR0015	32
LTBUS06N-B	7TAA012LFOR0054	34
LTBUS06R-B	7TAA012LFOR0027	33
LTBUS06Y-B	7TAA012LFOR0036	33
LTBUS07E-B	7TAA012LFOR0046	34
LTBUS07L-B	7TAA012LFOR0006	32
LTBUS07L-C	7TAA012LFOR0016	32
LTBUS07N-B	7TAA012LFOR0055	34
LTBUS07R-B	7TAA012LFOR0028	33

Part No.	GID Code	Page No.
LTBUS07Y-B	7TAA012LFOR0037	33
LTBUS08E-A	7TAA012LFOR0047	34
LTBUS08L-A	7TAA012LFOR0007	32
LTBUS08N-A	7TAA012LFOR0056	34
LTBUS08R-A	7TAA012LFOR0029	33
LTBUS08Y-A	7TAA012LFOR0038	33
LTBUS09E-A	7TAA012LFOR0048	34
LTBUS09L-A	7TAA012LFOR0008	32
LTBUS09N-A	7TAA012LFOR0057	34
LTBUS09R-A	7TAA012LFOR0030	33
LTBUS09Y-A	7TAA012LFOR0039	33
LTBUS11E-A	7TAA012LFOR0049	34
LTBUS11L-A	7TAA012LFOR0009	32
LTBUS11N-A	7TAA012LFOR0058	34
LTBUS11R-A	7TAA012LFOR0031	33
LTBUS11Y-A	7TAA012LFOR0040	33
LTCE01B-C	7TAA012LMOR0000	42
LTCE01B-K	7TAA012LMOR0007	42
LTCE02B-C	7TAA012LMOR0001	42
LTCE02B-K	7TAA012LMOR0008	42
LTCE03B-C	7TAA012LMOR0002	42
LTCE03B-K	7TAA012LMOR0009	42
LTCE04B-C	7TAA012LMOR0003	42
LTCE04B-J	7TAA012LMOR0010	42
LTCE05B-B	7TAA012LMOR0004	42
LTCE05B-E	7TAA012LMOR0011	42
LTCE06B-B	7TAA012LMOR0005	42
LTCE06B-D	7TAA012LMOR0012	42
LTCE07B-B	7TAA012LMOR0006	42
LTCE07B-C	7TAA012LMOR0013	42
LTEUS01B-C	7TAA012LJOR0000	40
LTEUS01B-K	7TAA012LJOR0007	40
LTEUS01B-L	7TAA012LJOR0014	40
LTEUS02B-C	7TAA012LJOR0001	40
LTEUS02B-K	7TAA012LJOR0008	40
LTEUS02B-L	7TAA012LJOR0015	40
LTEUS03B-C	7TAA012LJOR0002	40
LTEUS03B-K	7TAA012LJOR0009	40
LTEUS03B-L		40
LTEUS04B-C	7TAA012LJOR0003	40
LTEUS04B-J	7TAA012LJOR0010	40
LTEUS05B-B	7TAA012LJOR0004	40
LTEUS05B-E	7TAA012LJOR0011	40
LTEUS06B-B	7TAA012LJOR0005	40
LTEUS06B-D	7TAA012LJOR0012	40
LTEUS07B-B	7TAA012LJOR0006	40
LTEUS07B-C	7TAA012LJOR0013	40
LTFES01W-C	7TAA012LQOR0000	49
LTFES01W-K		49

Part No.	GID Code	Page No.
LTFES01W-L		49
LTFES02W-C	7TAA012LQOR0001	49
LTFES02W-K		49
LTFES02W-L		49
LTFES03W-C	7TAA012LQOR0002	49
LTFES03W-K		49
LTFES03W-L		49
LTFES04W-C	7TAA012LQOR0003	49
LTFES04W-J		49
LTFES05W-B	7TAA012LQOR0004	49
LTFES05W-E		49
LTFES06W-B	7TAA012LQOR0005	49
LTFES06W-D		49
LTFES07W-B	7TAA012LQOR0006	49
LTFES07W-C		49
LTFES08W-A		49
LTFES08W-G		49
LTFES09W-A		49
LTFES09W-P		49
LTFES11W-A		49
LTFES11W-C		49
LTFUS01W-C	7TAA012LPOR0000	48
LTFUS01W-K		48
LTFUS01W-L		48
LTFUS02W-C	7TAA012LPOR0001	48
LTFUS02W-K		48
LTFUS02W-L		48
LTFUS03W-C	7TAA012LPOR0002	48
LTFUS03W-K		48
LTFUS03W-L		48
LTFUS04W-C	7TAA012LPOR0003	48
LTFUS04W-J		48
LTFUS05W-B	7TAA012LPOR0004	48
LTFUS05W-E		48
LTFUS06W-B	7TAA012LPOR0005	48
LTFUS06W-D		48
LTFUS07W-B	7TAA012LPOR0006	48
LTFUS07W-C		48
LTFUS08W-A	7TAA012LPOR0007	48
LTFUS08W-G		48
LTFUS09W-A	7TAA012LPOR0008	48
LTFUS09W-P		48
LTFUS11W-A	7TAA012LPOR0009	48
LTFUS11W-C		48
LTGCS01B-C	7TAA012LHOR0000	20
LTGCS01B-K	7TAA012LHOR0010	20
LTGCS01B-L	7TAA012LHOR0017	20
LTGCS02B-C	7TAA012LHOR0001	20
LTGCS02B-K	7TAA012LHOR0011	20

## Index & useful information

### Order code classification

Part No.	GID Code	Page No.	Part No.	GID Code	Page No.	Part No.	GID Code	Page No.
LTGCS02B-L	7TAA012LHOR0018	20	LTGUS03G-K	7TAA012LNOR0022	18	LTMES04B-J	7TAA012LKOR0032	41
LTGCS03B-C	7TAA012LHOR0002	20	LTGUS03G-L	7TAA012LNOR0042	18	LTMES05B-B	7TAA012LKOR0023	41
LTGCS03B-K	7TAA012LHOR0012	20	LTGUS04G-C	7TAA012LNOR0003	18	LTMES05B-E	7TAA012LKOR0033	41
LTGCS03B-L	7TAA012LHOR0019	20	LTGUS04G-J	7TAA012LNOR0023	18	LTMES06B-B	7TAA012LKOR0024	41
LTGCS04B-C	7TAA012LHOR0003	20	LTGUS05G-B	7TAA012LNOR0004	18	LTMES06B-D	7TAA012LKOR0034	41
LTGCS04B-J	7TAA012LHOR0013	20	LTGUS05G-E	7TAA012LNOR0024	18	LTMES07B-B	7TAA012LKOR0025	41
LTGCS05B-B	7TAA012LHOR0004	20	LTGUS06G-B	7TAA012LNOR0005	18	LTMES07B-C	7TAA012LKOR0035	41
LTGCS05B-E	7TAA012LHOR0014	20	LTGUS06G-D	7TAA012LNOR0025	18	LTMES08B-A	7TAA012LKOR0026	41
LTGCS06B-B	7TAA012LHOR0005	20	LTGUS07G-B	7TAA012LNOR0006	18	LTMES09B-A	7TAA012LKOR0027	41
LTGCS06B-D	7TAA012LHOR0015	20	LTGUS07G-C	7TAA012LNOR0026	18	LTMES11B-A	7TAA012LKOR0028	41
LTGCS07B-B	7TAA012LHOR0006	20	LTGUS08G-A	7TAA012LNOR0007	18	LTOES01G-C	7TAA012LROR0000	21
LTGCS07B-C	7TAA012LHOR0016	20	LTGUS08G-G	7TAA012LNOR0027	18	LTOES01G-K	7TAA012LROR0012	21
LTGCS08B-A	7TAA012LHOR0007	20	LTGUS09G-A	7TAA012LNOR0008	18	LTOES01G-L	7TAA012LROR0019	21
LTGCS09B-A	7TAA012LHOR0008	20	LTGUS09G-P	7TAA012LNOR0028	18	LTOES02G-C	7TAA012LROR0001	21
LTGCS11B-A	7TAA012LHOR0009	20	LTGUS11G-A	7TAA012LNOR0009	18	LTOES02G-K	7TAA012LROR0013	21
LTGES01G-C	7TAA012LSOR0000	19	LTGUS11G-C	7TAA012LNOR0029	18	LTOES02G-L	7TAA012LROR0020	21
LTGES01G-K	7TAA012LSOR0024	19	LTLES01G-C	7TAA012LAOR0000	38	LTOES03G-C	7TAA012LROR0002	21
LTGES01G-K	7TAA012LSOR0024	24	LTLES01G-K	7TAA012LAOR0010	38	LTOES03G-K	7TAA012LROR0014	21
LTGES01G-L	7TAA012LSOR0044	19	LTLES01G-L		38	LTOES03G-L	7TAA012LROR0021	21
LTGES02G-C	7TAA012LSOR0001	19	LTLES02G-C	7TAA012LAOR0001	38	LTOES04G-C	7TAA012LROR0003	21
LTGES02G-K	7TAA012LSOR0025	19	LTLES02G-K	7TAA012LAOR0011	38	LTOES04G-J	7TAA012LROR0015	21
LTGES02G-K	7TAA012LSOR0025	24	LTLES02G-L		38	LTOES05G-B	7TAA012LROR0004	21
LTGES02G-L	7TAA012LSOR0045	19	LTLES03G-C	7TAA012LAOR0002	38	LTOES05G-E	7TAA012LROR0016	21
LTGES03G-C	7TAA012LSOR0002	19	LTLES03G-K	7TAA012LAOR0012	38	LTOES06G-B	7TAA012LROR0005	21
LTGES03G-K	7TAA012LSOR0026	19	LTLES03G-L		38	LTOES06G-D	7TAA012LROR0017	21
LTGES03G-L	7TAA012LSOR0046	19	LTLES04G-C	7TAA012LAOR0003	38	LTOES07G-B	7TAA012LROR0006	21
LTGES04G-C	7TAA012LSOR0003	19	LTLES04G-J	7TAA012LAOR0013	38	LTOES07G-C	7TAA012LROR0018	21
LTGES04G-J	7TAA012LSOR0027	19	LTLES05G-B	7TAA012LAOR0004	38	LTOES08G-A	7TAA012LROR0007	21
LTGES05G-B	7TAA012LSOR0004	19	LTLES05G-E	7TAA012LAOR0014	38	LTOES08G-G		21
LTGES05G-E	7TAA012LSOR0028	19	LTLES06G-B	7TAA012LAOR0005	38	LTOES09G-A	7TAA012LROR0008	21
LTGES06G-B	7TAA012LSOR0005	19	LTLES06G-D	7TAA012LAOR0015	38	LTOES09G-P		21
LTGES06G-D	7TAA012LSOR0029	19	LTLES07G-B	7TAA012LAOR0006	38	LTOES11G-A	7TAA012LROR0009	21
LTGES07G-B	7TAA012LSOR0006	19	LTLES07G-C	7TAA012LAOR0016	38	LTOES11G-C		21
LTGES07G-C	7TAA012LSOR0030	19	LTLES08G-A	7TAA012LAOR0007	38	LTOES12G-A	7TAA012LROR0010	21
LTGES08G-A	7TAA012LSOR0007	19	LTLES08G-G		38	LTOES13G-A	7TAA012LROR0011	21
LTGES08G-G	7TAA012LSOR0031	19	LTLES09G-A	7TAA012LAOR0008	38	LTTES01G-C	7TAA012LCOR0000	27
LTGES09G-A	7TAA012LSOR0008	19	LTLES09G-P		38	LTTES01G-K	7TAA012LCOR0012	27
LTGES09G-P	7TAA012LSOR0032	19	LTLES11B-C		38	LTTES01G-L	7TAA012LCOR0022	27
LTGES11G-A	7TAA012LSOR0009	19	LTLES11G-A	7TAA012LAOR0009	38	LTTES02G-C	7TAA012LCOR0001	27
LTGES11G-C	7TAA012LSOR0033	19	LTMES01B-C	7TAA012LKOR0019	41	LTTES02G-K	7TAA012LCOR0013	27
LTGES12G-A	7TAA012LSOR0010	19	LTMES01B-K	7TAA012LKOR0029	41	LTTES02G-L	7TAA012LCOR0023	27
LTGES13G-A	7TAA012LSOR0011	19	LTMES01B-L	7TAA012LKOR0036	41	LTTES03G-C	7TAA012LCOR0002	27
LTGUS01G-C	7TAA012LNOR0000	18	LTMES02B-C	7TAA012LKOR0020	41	LTTES03G-K	7TAA012LCOR0014	27
LTGUS01G-K	7TAA012LNOR0020	18	LTMES02B-K	7TAA012LKOR0030	41	LTTES03G-L	7TAA012LCOR0024	27
LTGUS01G-L	7TAA012LNOR0040	18	LTMES02B-L	7TAA012LKOR0037	41	LTTES04G-C	7TAA012LCOR0003	27
LTGUS02G-C	7TAA012LNOR0001	18	LTMES03B-C	7TAA012LKOR0021	41	LTTES04G-J	7TAA012LCOR0015	27
LTGUS02G-K	7TAA012LNOR0021	18	LTMES03B-K	7TAA012LKOR0031	41	LTTES05G-B	7TAA012LCOR0004	27
LTGUS02G-L	7TAA012LNOR0041	18	LTMES03B-L		41	LTTES05G-E	7TAA012LCOR0016	27
LTGUS03G-C	7TAA012LNOR0002	18	LTMES04B-C	7TAA012LKOR0022	41	LTTES06G-B	7TAA012LCOR0005	27

## Index & useful information

### Order code classification

Part No.	GID Code	Page No.
LTTES06G-D	7TAA012LCOR0017	27
LTTES07G-B	7TAA012LCOR0006	27
LTTES07G-C	7TAA012LCOR0018	27
LTTES08G-A	7TAA012LCOR0007	27
LTTES09G-A	7TAA012LCOR0008	27
LTTES11G-A	7TAA012LCOR0009	27
LTTES12G-A	7TAA012LCOR0010	27
LTTES13G-A	7TAA012LCOR0011	27
LTTUS01G-C	7TAA012LDOR0000	26
LTTUS01G-K	7TAA012LDOR0010	26
LTTUS01G-L	7TAA012LDOR0017	26
LTTUS02G-C	7TAA012LDOR0001	26
LTTUS02G-K	7TAA012LDOR0011	26
LTTUS02G-L	7TAA012LDOR0018	26
LTTUS03G-C	7TAA012LDOR0002	26
LTTUS03G-K	7TAA012LDOR0012	26
LTTUS03G-L	7TAA012LDOR0019	26
LTTUS04G-C	7TAA012LDOR0003	26
LTTUS04G-J	7TAA012LDOR0013	26
LTTUS05G-B	7TAA012LDOR0004	26
LTTUS05G-E	7TAA012LDOR0014	26
LTTUS06G-B	7TAA012LDOR0005	26
LTTUS06G-D	7TAA012LDOR0015	26
LTTUS07G-B	7TAA012LDOR0006	26
LTTUS07G-C	7TAA012LDOR0016	26
LTTUS08G-A	7TAA012LDOR0007	26
LTTUS09G-A	7TAA012LDOR0008	26
LTTUS11G-A	7TAA012LDOR0009	26
LTXES01B-C	7TAA012LEOR0000	28
LTXES01B-C	7TAA012LEOR0000	46
LTXES01B-K	7TAA012LEOR0010	28
LTXES01B-K	7TAA012LEOR0010	46
LTXES01B-L	7TAA012LEOR0017	28
LTXES01B-L	7TAA012LEOR0017	46
LTXES02B-C	7TAA012LEOR0001	28
LTXES02B-C	7TAA012LEOR0001	46
LTXES02B-K	7TAA012LEOR0011	28
LTXES02B-K	7TAA012LEOR0011	46
LTXES02B-L	7TAA012LEOR0018	28
LTXES02B-L	7TAA012LEOR0018	46
LTXES03B-C	7TAA012LEOR0002	28
LTXES03B-C	7TAA012LEOR0002	46
LTXES03B-K	7TAA012LEOR0012	28
LTXES03B-K	7TAA012LEOR0012	46
LTXES03B-L	7TAA012LEOR0019	28
LTXES03B-L	7TAA012LEOR0019	46
LTXES04B-C	7TAA012LEOR0003	28
LTXES04B-C	7TAA012LEOR0003	46
LTXES04B-J	7TAA012LEOR0013	28

Part No.	GID Code	Page No.
LTXES04B-J	7TAA012LEOR0013	46
LTXES05B-B	7TAA012LEOR0004	28
LTXES05B-B	7TAA012LEOR0004	46
LTXES05B-E	7TAA012LEOR0014	28
LTXES05B-E	7TAA012LEOR0014	46
LTXES06B-B	7TAA012LEOR0005	28
LTXES06B-B	7TAA012LEOR0005	46
LTXES06B-D	7TAA012LEOR0015	28
LTXES06B-D	7TAA012LEOR0015	46
LTXES07B-B	7TAA012LEOR0006	28
LTXES07B-B	7TAA012LEOR0006	46
LTXES07B-C	7TAA012LEOR0016	28
LTXES07B-C	7TAA012LEOR0016	46
LTXES08B-A	7TAA012LEOR0007	28
LTXES08B-A	7TAA012LEOR0007	46
LTXES09B-A	7TAA012LEOR0008	28
LTXES09B-A	7TAA012LEOR0008	46
LTXES11B-A	7TAA012LEOR0009	28
LTXES11B-A	7TAA012LEOR0009	46
LTZES01B-C	7TAA012LGOR0019	37
LTZES01B-K		37
LTZES01B-L		37
LTZES02B-C	7TAA012LGOR0020	37
LTZES02B-K	7TAA012LGOR0031	37
LTZES02B-L	7TAA012LGOR0037	37
LTZES03B-C	7TAA012LGOR0021	37
LTZES03B-K	7TAA012LGOR0032	37
LTZES03B-L	7TAA012LGOR0002	37
LTZES04B-C	7TAA012LGOR0022	37
LTZES04B-J	7TAA012LGOR0033	37
LTZES05B-B	7TAA012LGOR0023	37
LTZES05B-E	7TAA012LGOR0034	37
LTZES06B-B	7TAA012LGOR0024	37
LTZES06B-D	7TAA012LGOR0035	37
LTZES07B-B	7TAA012LGOR0025	37
LTZES07B-C	7TAA012LGOR0036	37
LTZES08B-A	7TAA012LGOR0026	37
LTZES08B-G		37
LTZES09B-A	7TAA012LGOR0027	37
LTZES09B-P		37
LTZES11B-A	7TAA012LGOR0028	37
LTZES11B-C		37
LTZES12B-A	7TAA012LGOR0029	37
LTZES13B-A	7TAA012LGOR0030	37
LTZUS01B-C	7TAA012LTOR0000	36
LTZUS01B-K	7TAA012LTOR0010	36
LTZUS01B-L	7TAA012LTOR0017	36
LTZUS02B-C	7TAA012LTOR0001	36
LTZUS02B-K	7TAA012LTOR0011	36

Part No.	GID Code	Page No.
LTZUS02B-L	7TAA012LTOR0018	36
LTZUS03B-C	7TAA012LTOR0002	36
LTZUS03B-K	7TAA012LTOR0012	36
LTZUS03B-L	7TAA012LTOR0019	36
LTZUS04B-C	7TAA012LTOR0003	36
LTZUS04B-J	7TAA012LTOR0013	36
LTZUS05B-B	7TAA012LTOR0004	36
LTZUS05B-E	7TAA012LTOR0014	36
LTZUS06B-B	7TAA012LTOR0005	36
LTZUS06B-D	7TAA012LTOR0015	36
LTZUS07B-B	7TAA012LTOR0006	36
LTZUS07B-C	7TAA012LTOR0016	36
LTZUS08B-A	7TAA012LTOR0007	36
LTZUS08B-G		36
LTZUS09B-A	7TAA012LTOR0008	36
LTZUS09B-P		36
LTZUS11B-A	7TAA012LTOR0009	36
LTZUS11B-C		36
P CLIP/16		23
P CLIP/16		25
P CLIP/16		31
P CLIP/16		35
P CLIP/16		39
P CLIP/16		43
P CLIP/16		47
P CLIP/16		51
P CLIP/20		23
P CLIP/20		25
P CLIP/20		31
P CLIP/20		35
P CLIP/20		39
P CLIP/20		43
P CLIP/20		47
P CLIP/20		51
P CLIP/25		23
P CLIP/25		25
P CLIP/25		31
P CLIP/25		35
P CLIP/25		39
P CLIP/25		43
P CLIP/25		47
P CLIP/32		23
P CLIP/32		25
P CLIP/32		31
P CLIP/32		35
P CLIP/32		39
P CLIP/32		43
P CLIP/32		47
P CLIP/32		51

## Index & useful information

### Order code classification

Part No.	GID Code	Page No.	Part No.	GID Code	Page No.	Part No.	GID Code	Page No.
P CLIP/40		23	WMG-LT2	7TAD012430R0002	25	WMG-LT8	7TAD012430R0008	35
P CLIP/40		25	WMG-LT2	7TAD012430R0002	31	WMG-LT8	7TAD012430R0008	39
P CLIP/40		31	WMG-LT2	7TAD012430R0002	35	WMG-LT8	7TAD012430R0008	43
P CLIP/40		35	WMG-LT2	7TAD012430R0002	39	WMG-LT8	7TAD012430R0008	47
P CLIP/40		39	WMG-LT2	7TAD012430R0002	43	WMG-LT8	7TAD012430R0008	51
P CLIP/40		43	WMG-LT2	7TAD012430R0002	47	WMG-LT9	7TAD012430R0009	23
P CLIP/40		47	WMG-LT2	7TAD012430R0002	51	WMG-LT9	7TAD012430R0009	25
P CLIP/40		51	WMG-LT3	7TAD012430R0003	23	WMG-LT9	7TAD012430R0009	31
P CLIP/50		23	WMG-LT3	7TAD012430R0003	25	WMG-LT9	7TAD012430R0009	35
P CLIP/50		25	WMG-LT3	7TAD012430R0003	31	WMG-LT9	7TAD012430R0009	39
P CLIP/50		31	WMG-LT3	7TAD012430R0003	35	WMG-LT9	7TAD012430R0009	43
P CLIP/50		35	WMG-LT3	7TAD012430R0003	39	WMG-LT9	7TAD012430R0009	47
P CLIP/50		39	WMG-LT3	7TAD012430R0003	43	WMG-LT9	7TAD012430R0009	51
P CLIP/50		43	WMG-LT3	7TAD012430R0003	47			
P CLIP/50		47	WMG-LT4	7TAD012430R0004	23			
P CLIP/50		51	WMG-LT4	7TAD012430R0004	25			
P CLIP/63		23	WMG-LT4	7TAD012430R0004	31			
P CLIP/63		25	WMG-LT4	7TAD012430R0004	35			
P CLIP/63		31	WMG-LT4	7TAD012430R0004	39			
P CLIP/63		35	WMG-LT4	7TAD012430R0004	43			
P CLIP/63		39	WMG-LT4	7TAD012430R0004	47			
P CLIP/63		43	WMG-LT4	7TAD012430R0004	51			
P CLIP/63		47	WMG-LT5	7TAD012430R0005	23			
P CLIP/63		51	WMG-LT5	7TAD012430R0005	25			
P CLIP/75		23	WMG-LT5	7TAD012430R0005	31			
P CLIP/75		25	WMG-LT5	7TAD012430R0005	35			
P CLIP/75		31	WMG-LT5	7TAD012430R0005	39			
P CLIP/75		35	WMG-LT5	7TAD012430R0005	43			
P CLIP/75		39	WMG-LT5	7TAD012430R0005	47			
P CLIP/75		43	WMG-LT5	7TAD012430R0005	51			
P CLIP/75		47	WMG-LT6	7TAD012430R0006	23			
P CLIP/75		51	WMG-LT6	7TAD012430R0006	25			
WMG-LT1	7TAD012430R0000	23	WMG-LT6	7TAD012430R0006	31			
WMG-LT1	7TAD012430R0000	25	WMG-LT6	7TAD012430R0006	35			
WMG-LT1	7TAD012430R0000	31	WMG-LT6	7TAD012430R0006	39			
WMG-LT1	7TAD012430R0000	35	WMG-LT6	7TAD012430R0006	43			
WMG-LT1	7TAD012430R0000	39	WMG-LT6	7TAD012430R0006	47			
WMG-LT1	7TAD012430R0000	43	WMG-LT6	7TAD012430R0006	51			
WMG-LT1	7TAD012430R0000	47	WMG-LT7	7TAD012430R0007	23			
WMG-LT1	7TAD012430R0000	51	WMG-LT7	7TAD012430R0007	25			
WMG-LT10	7TAD012430R0001	23	WMG-LT7	7TAD012430R0007	31			
WMG-LT10	7TAD012430R0001	25	WMG-LT7	7TAD012430R0007	35			
WMG-LT10	7TAD012430R0001	31	WMG-LT7	7TAD012430R0007	39			
WMG-LT10	7TAD012430R0001	35	WMG-LT7	7TAD012430R0007	43			
WMG-LT10	7TAD012430R0001	39	WMG-LT7	7TAD012430R0007	47			
WMG-LT10	7TAD012430R0001	43	WMG-LT7	7TAD012430R0007	51			
WMG-LT10	7TAD012430R0001	47	WMG-LT8	7TAD012430R0008	23			
WMG-LT10	7TAD012430R0001	51	WMG-LT8	7TAD012430R0008	25			
WMG-LT2	7TAD012430R0002	23	WMG-LT8	7TAD012430R0008	31			









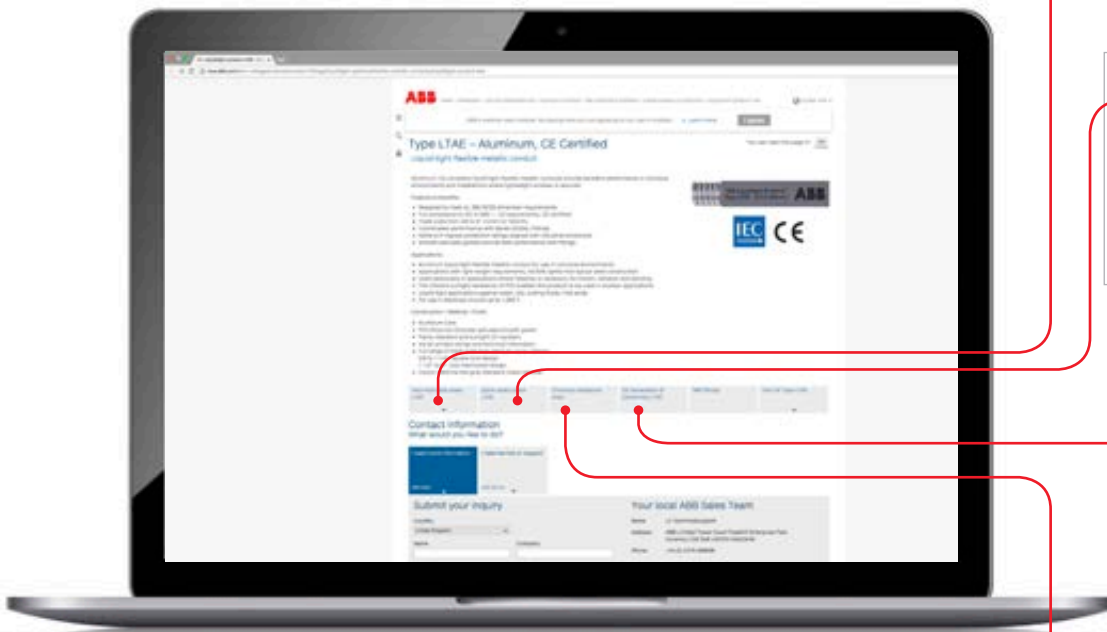
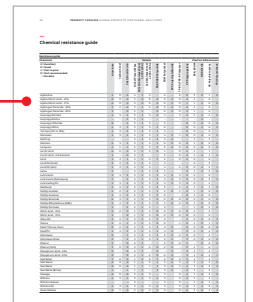
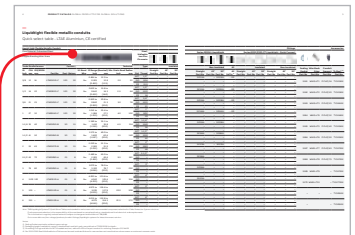



## Further information

Visit our website

Visit the Liquidtight web pages on ABB.com for our most up-to-date product lineup, and much more. This is the place to go to find all of the planning documents you need at your fingertips, including .:

- **Technical data sheets**
- **Quick select tables**
- **Chemical resistance charts**
- **CE declarations of conformity**
- **Complete parts lists with detailed descriptions**



### Additional information

We reserve the right to make technical changes or modify the contents of this document without prior notice. With regard to purchase orders, the agreed particulars shall prevail. ABB AG does not accept any responsibility whatsoever for potential errors or possible lack of information in this document.

We reserve all rights in this document and in the subject matter and illustrations contained therein. Any reproduction, disclosure to third parties or utilization of its contents – in whole or in parts – is forbidden without prior written consent of ABB AG.



---

**ABB UK Ltd**

Tower Court  
Foleshill Enterprise Park  
Courtaulds Way  
Coventry CV6 5NX  
UK Sales Support Tel: +44 (0) 2476 368 500  
Customer Services E-Mail:  
lv.customerservice@gb.abb.com  
Technical Support E-Mail:  
lv.technicalsupport@gb.abb.com

[new.abb.com/low-voltage](http://new.abb.com/low-voltage)

---

**Thomas & Betts Corporation**  
**A Member of the ABB Group**

Low Voltage Products  
8155 T&B Boulevard  
Memphis, TN 38125  
Phone: 901-252-5000  
Customer Services E-Mail:  
elec\_custserv@tnb.com  
Technical Support E-Mail:  
ABB Brand Products:  
lvps.support@us.abb.com  
T&B Brand Products:  
techsupport@tnb.com

<http://new.abb.com/low-voltage/products/conduit-fittings>

