







TECHNICAL DATASHEET

SSU Secondary Skid Unit

6000 C for central inverter application



- 
High safety
 - internal arc fault tested
 - key interlock for safe operation
- 
Reliability
 - pre-engineered product reduces the risk of failure
- 
Maximal efficiency
 - open air cooling for maximal efficiency of transformer
- 
Easy and fast installation, commissioning
 - factory assembled and tested product
- 
Eco-friendly
 - Transformer oil containment bund
 - Low global warming potential MV SWG as an option

A Secondary Skid Unit (SSU) is an assembly comprising of MV switchgear, transformer for power transformation in solar generating plants. The SSU is the power collection unit which converts the solar energy generated by the central inverter into a usable medium voltage grid voltage. The SSU is a plug-and-play solution usually installed as close as possible to central inverter, enabling solar power to be easily and rapidly connected to the electrical grid.

Features

- Simple and quick installation – pre-tested unit at the factory, drop in place and connect cables
- Pre-engineered products reduce commissioning time at site while reducing risks
- Engineered for efficient cooling in order to extend the life of the equipment
- All ABB designs are green to support the environment
- No exposed live parts, safe for operator and personnel
- SCADA ready
- All equipment contained in the SSU is type tested according to their relevant standards
- Easy access to equipment for visual inspection and service
- Open-air cooling for maximum efficiency of transformer
- Compact and easily transportable using standard transportation equipment
- Locking system for MV compartment to prevent unauthorized entry

Medium voltage

The SSU can be equipped with SF6 and non SF6 insulated ABB medium voltage secondary switchgear

- SafeRing/SafePlus
- SafeRing Air/SafePlus Air
- SafeRing Airplus/SafePlus Airplus
- SafeRing/SafePlus36

Transformer

The SSU can accommodate hermetically sealed oil type transformer. Transformer can be provided with several options:

- key interlocked LV and MV cable covers ensuring access to the live parts only in case of safe condition
- DGPT protection relay including gas discharge contact, oil temperature alarm and trip contacts, pressure contact
- PT100 oil temperature sensors
- Oil container with a provision to release the rainwater but keep oil in case of leakage
- Natural ester oil

Power rating of SSU can be aligned with central inverter power rating.

Low voltage

Provision for connection with a central inverter by LV cables or busduct.

Central inverter is not in the scope of supply and need to be installed close to SSU at site.

Additional equipment

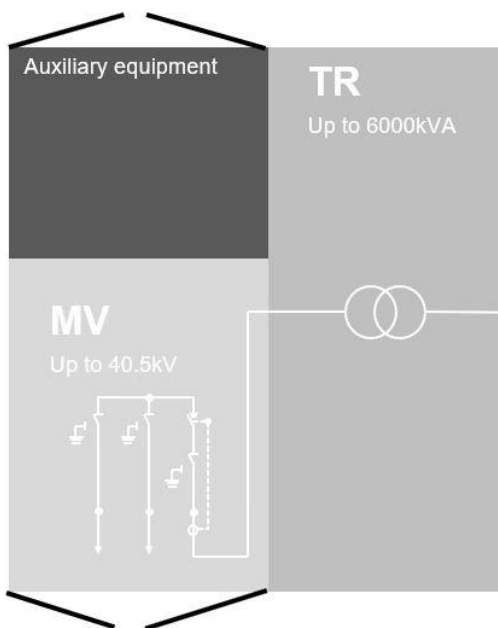
- Devices for metering and control circuit available
- Smart Grid ready for easy connection to any SCADA System through standard communication protocols
- Remote Terminal Unit (RTU) to monitor the CSS and store data for operation, maintenance and fault analysis. Local and remote monitoring and commands available
- Smart Grid compatibility provides supervision and operation of all substations from a central office by utilizing end user communication infrastructure and ABB Station Automation device
- Advanced medium voltage fault management ensures automated fault localization, network reconfiguration and restoration in case of overcurrent or earth faults providing reduced fault consequences cost and improvement of network performance KPIs.

Installation

- Complete factory-delivered solution with only external connection to be done at site, resulting in significantly reduced installation time
- Can be shipped with transformer installed at factory
- Completely preassembled and tested at factory

Technical data SSU 6000 C

Max power	6000 kVA
Operating temperature range	From -25 to +40°C
Rated voltage MV	Up to 40.5 kV
Rated current MV	Up to 630 A
Short time withstand current MV	Up to 25 kA 1s
Rated service voltage LV	Up to 800 V
Auxiliary transformer	Yes
UPS	Yes
Overall dimensions (LxWxH)	Freight 6618x2338x3094mm Installed 6618x3529x3094
MV compartment IP protection degree	IP 54
MV connection to transformer	XPLE Al or Cu cable The cross section is selected to fulfill short circuit requirement of
MV terminations	MV SWG side – pre-molded screened separable connector
LV connection from central inverter to transformer	Assembled at site using LV cables or busduct
Corrosion protection	Up to C4M
Weight (approximate)	19000 kg



The information contained in this document is for general information purposes only. While ABB strives to keep the information up to date and correct, it makes no representations or warranties of any kind, express or implied, about the completeness, accuracy, reliability, suitability or availability with respect to the information, products, services, or related graphics contained in the document for any purpose. Any reliance placed on such information is therefore strictly at your own risk. ABB reserves the right to discontinue any product or service at any time.