
 TECHNICAL DATA SHEET

Quick-Connect™ steel fittings - Series 5200/5300-PT

For liquid-tight flexible metallic conduit

T&B Liquidtight Systems®



Quick-Connect™ steel liquid-tight fittings install up to three times faster than traditional products.

Certifications / Standards:



Features & Benefits:

- Meets UL 514B and CSA C22.2, No. 18.3 for liquid-tight fittings
- Full compliance to IEC 61386-1, -23 requirements, CE Certified
- Trade sizes from 3/8" to 1" (12mm to 27mm)
- Insulated heat curled and non-insulated versions
- Straight, 45° and 90° conduit bodies
- NPT Threads
- Coordinated performance with T&B Liquidtight Systems Flexible Metallic Conduits
- Ingress protection ratings aligned with industrial enclosures
- Safe Edge® ground cones provide superior bonding
- Double Bevel Sealing Ring eases assembly and insures seal tight performance

Applications:

- Used where liquid-tight flexible metallic raceway is installed in outdoor or indoor locations, and exposed to continuous or intermittent moisture
- Used to positively bond flexible liquid-tight flexible metallic conduit to boxes or enclosures
- Typical applications include raceway for general purpose industrial and commercial construction, Machine OEMs, panel builders, indoor and outdoor installations
- Liquid-tight applications against water, oils, cutting fluids, mild acids
- For use in electrical circuits up to 1,000 V
- Suitable for use in Class 1 Division 2, Class 2 Division 1 & 2 Hazardous Locations per NEC® Section 500

Construction / Material / Finish:

- Trade sizes 3/8" to 1" Steel with Zinc Chromate finish
- Zinc plated Steel ground cones
- Thermoplastic nylon seal rings
- Thermoplastic nylon heat curled insulators protect wire sheathing from damage
- Halogen Free seal rings, insulators and seal gaskets
- Stamped Steel Locknuts with teeth for vibration resistance

Environment ratings:

Working Temperature:

- UL: Gen: -20 to +105°C (-4 to +221°F)
- CSA: Gen: -20 to +105°C (-4 to +221°F)
- IEC/CE: Gen: -25 to +105°C (-13 to +221°F)

Chemical Resistance Guide:

- See Publication TDS000081 (Fittings: Steel & PA66 Polyamide)
- See Publication TDS000117 (Liquid-tight Flexible Metal Conduits)

Conforms to:

- UL 514B, Fittings for Cable and Conduit
 - File: E23018
- CSA C22.2, No. 18.3, Outlet and Conduit Boxes, Fittings and Accessories
 - File: LR-4484
- IEC/EN 61386-1, -23, Conduit Systems for Cable Management
 - EU DoC: EC-012-7190
- RoHS (Restriction of Hazardous Substance directive)
- NEMA FB-1 (Fittings and Conduit Bodies)
- JIC EGP1 (Electrical standard for GP machine tools)
- JIC EMP1 (Electrical Standard for Mass Production Engineering)
- Federal Specification A-A 50552 (Fittings for flexible conduit)
- Federal Specification H-28 (Threads)

Ingress Protection:

- Provides "Ingress Integrity" between enclosures, fittings, conduits & seals when using Series 5200/5300-PT liquid-tight fittings and T&B Liquidtight Systems LFMC
- Covers all trade sizes from 3/8" to 1" (12mm to 27mm)
- Ingress ratings require use of Series 5260 Seal Gaskets

UL, CSA & NEMA system ingress ratings:

- UL Listed type ratings tested to UL 50E requirements with UL Listed LFMC
- UL File No.: E23018
 - Indoor: Type 4, 12, 13
 - Outdoor: Type 3, 3R, 4
- CSA C22.2, No. 94.2: Type 3, 3R, 4, 12, 13
- NEMA 250: Type 3, 3R, 4, 12, 13

IEC system ingress ratings:

- IP Ingress Protection per IEC 60529 requirements
- IEC Ingress Ratings: IP66, IP67

Standards requirements:

Designed to UL 514B and CSA C22.2, No. 18.3 test requirements including:

- Assembly, Pull, Resistance, Oil spray, Polymer durability, Flammability Coating thickness, Current withstand

Meets all IEC/EN 61386-1, -23 standard requirements including:

- Impact resistance - Code 3 Medium; 6 Joules
- Tensile strength - Code 3 Medium; 500 N/2 min.
- Lower and upper temperatures
- IP protection against solid and liquids

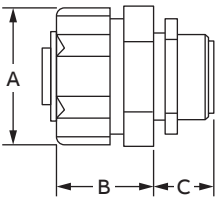
Product selection

Series 5200/5300-PT Liquid-tight Fittings

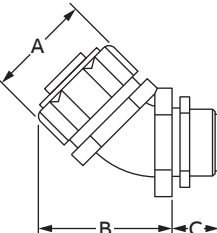
Seal Gaskets

Trade size			Thread Type		Insulated			Non-Insulated			Part no.
Inches	Metric	ISO BS EN	Standard	Size	Straight Part no.	45° Part no.	90° Part no.	Straight Part no.	45° Part no.	90° Part no.	
3/8"	12mm	16mm	NPT	1/2"	5331-PT	5341-PT	5351-PT	5231-PT	5241-PT	5251-PT	5262
			ISO	M16	—	—	—	—	—	—	—
			PG	13.5	—	—	—	—	—	—	—
1/2"	16mm	20mm	NPT	1/2"	5332-PT	5342-PT	5352-PT	5232-PT	5242-PT	5252-PT	5262
			ISO	M20	—	—	—	—	—	—	—
			PG	16	—	—	—	—	—	—	—
3/4"	21mm	25mm	NPT	3/4"	5333-PT	5343-PT	5353-PT	5233-PT	5243-PT	5253-PT	5263
			ISO	M25	—	—	—	—	—	—	—
			PG	21	—	—	—	—	—	—	—
1"	27mm	32mm	NPT	1"	5334-PT	5344-PT	5354-PT	5234-PT	5244-PT	5254-PT	5264
			ISO	M32	—	—	—	—	—	—	—
			PG	29	—	—	—	—	—	—	—

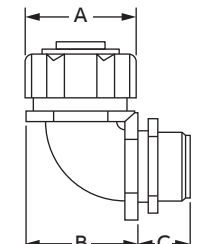
Dimensions (approximate)

Drawing	Trade size			Inches			Millimeters			Weight	
	Inches	Metric	ISO BS EN	A	B	C	A	B	C	lbs.	kg
Series 5200/5300-PT Straight LT Fittings											
	3/8"	12mm	16mm	1 5/32"	1 5/16"	9/16"	29.4	23.8	14.3	0.13	0.06
	1/2"	16mm	20mm	1 3/8"	1"	9/16"	34.9	25.4	14.3	0.22	0.10
	3/4"	21mm	25mm	1 2 1/32"	1 1/16"	9/16"	42.1	27.0	14.3	0.25	0.11
	1"	27mm	32mm	1 7/8"	1 5/16"	3/4"	47.6	33.3	19.1	0.38	0.17
	1 1/4"	35mm	40mm	—	—	—	—	—	—	—	—
	1 1/2"	41mm	50mm	—	—	—	—	—	—	—	—
	2"	53mm	63mm	—	—	—	—	—	—	—	—
	2 1/2"	63mm	70mm	—	—	—	—	—	—	—	—
	3"	78mm	80mm	—	—	—	—	—	—	—	—
	4"	103mm	100mm	—	—	—	—	—	—	—	—

Series 5200/5300-PT 45° LT Fittings

	3/8"	12mm	16mm	1 5/32"	1"	9/16"	29.4	25.4	14.3	0.18	0.08
	1/2"	16mm	20mm	1 3/8"	1 1/16"	9/16"	34.9	33.3	14.3	0.33	0.15
	3/4"	21mm	25mm	1 2 1/32"	1 1/16"	9/16"	42.1	39.7	14.3	0.38	0.17
	1"	27mm	32mm	1 7/8"	1 1/2"	3/4"	47.6	38.1	19.1	0.54	0.24
	1 1/4"	35mm	40mm	—	—	—	—	—	—	—	—
	1 1/2"	41mm	50mm	—	—	—	—	—	—	—	—
	2"	53mm	63mm	—	—	—	—	—	—	—	—
	2 1/2"	63mm	70mm	—	—	—	—	—	—	—	—
	3"	78mm	80mm	—	—	—	—	—	—	—	—
	4"	103mm	100mm	—	—	—	—	—	—	—	—

Series 5200/5300-PT 90° LT Fittings

	3/8"	12mm	16mm	1 5/32"	1 3/16"	9/16"	29.4	30.2	14.3	0.21	0.10
	1/2"	16mm	20mm	1 3/8"	1 7/16"	9/16"	34.9	36.5	14.3	0.29	0.13
	3/4"	21mm	25mm	1 2 1/32"	1 3/4"	9/16"	42.1	44.5	14.3	0.37	0.17
	1"	27mm	32mm	1 7/8"	1 1 5/16"	3/4"	47.6	49.2	19.1	0.66	0.30
	1 1/4"	35mm	40mm	—	—	—	—	—	—	—	—
	1 1/2"	41mm	50mm	—	—	—	—	—	—	—	—
	2"	53mm	63mm	—	—	—	—	—	—	—	—
	2 1/2"	63mm	70mm	—	—	—	—	—	—	—	—
	3"	78mm	80mm	—	—	—	—	—	—	—	—
	4"	103mm	100mm	—	—	—	—	—	—	—	—

Note:

- Dimensions for reference only.
- Product must be installed in accordance with applicable national and local electrical codes.

ABB Inc.
Electrification products
Memphis, Tennessee
USA

Let's write the future.
Together. abb.com

We reserve the right to make technical changes or modify the contents of this document without prior notice. With regard to purchase orders, the agreed particulars shall prevail. ABB Inc. does not accept any responsibility whatsoever for potential errors or possible lack of information in this document.

We reserve all rights in this document and in the subject matter and illustrations contained therein. Any reproduction, disclosure to third parties or utilization of its contents – in whole or in parts – is forbidden without prior written consent of ABB Inc. Copyright© 2018 ABB Inc. All rights reserved