



Metallic Systems

SN Conduit



Technical Characteristics

Conforms to	BSI Kitemark KM-35161 Low voltage directive		
Approvals and Standards	 		
Degree of mechanical protection	Medium flexibility & fatigue life		
Degree of protection	IP65 - with type SP - M Type & C90 fittings IP54 - with type SP - A, B, C, E & F fittings		
UV protection	Very high		
Finish	Black only		
Application	Indoors / Outdoors - liquid, abrasion and solvent resistant		
Normal operating temperature range	Application	Min Temp	Max Temp
	Static	- 40°C	+120°C
	Dynamic	- 25°C	+150 °C
For use with - Fitting range	Adaptasteel - Type A , B , C , E , F , M & C90		

Fire performance	Test Standard	Performance Rating
	Not rated	Not rated

(See Fire testing [data](#) for fire performance overview)

Testing data [Click or See pages 3 & 4](#)

Type of material Galvanised steel core with Polyamide 6 (Nylon) jacket



Metallic Systems

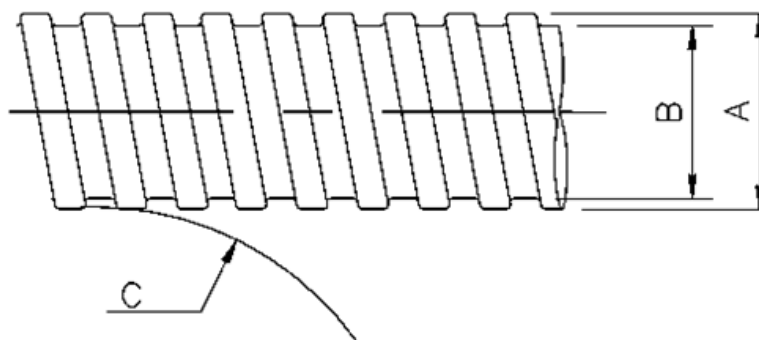
SN Conduit



Technical & Dimensional Data

Conduit size metric (mm)	10	12	16	20	25	32	40	50	63	75
Conduit size US trade (inches)	1/4"	5/16"	3/8"	1/2"	3/4"	1"	1 1/4"	1 1/2"	2"	2 1/2"
Part code	-	SN	SN	SN	SN	SN	-	-	-	-
Coil length (m)	-	25/50	25/50	25/50	25/50	25	-	-	-	-
A - Outside diameter (mm)	-	14.0	17.0	21.5	26.0	34.0	-	-	-	-
B - Inside diameter (mm)	-	10.3	13.0	16.9	21.4	28.1	-	-	-	-
C - Static bend radius (mm)	-	30	35	45	55	60	-	-	-	-
Average weight (KG/100m)	-	14.8	22.1	30.3	35.3	60.3	-	-	-	-

For ordering code add coil length and colour to part code - e.g SN25/BL/25M



Cable Management Products Ltd.

CMG House - Station Road - Coleshill - B46 1HT - United Kingdom

Tel: +44(0)1675 468 222 - Fax: +44(0)1675 464 930

Technical Support e-mail: cmg.conduitsystems@abb.com - www.adaptaflex.com

Metallic Systems

SN Conduit



BS EN 61386 Clarification

	Fitting	Compression	Impact	Min temp	Max temp	bending	electrical	IP solids	IP water	Corrosion	Tensile	Non-flame Propogating	Suspended load
SN	SP (M)	4	4	4	5	4	0	6	5	-	4	1	5

Mechanical Properties

Test Type	Methods / Standards	Requirements	Value
Crush Strength @ 23°C	IEC61386-1	<25% crush >90% recovery	>1250N
Crush Strength @ 23 °C	AFX norm C1989	10% Crush, Instantaneous Value	1800N
Impact Strength @ 23 °C	IEC61386-1	No Cracks <20% deformation	>20J
Impact Strength @-25 °C	IEC61386-1	No Cracks. <20% deformation	>6J
Tensile Strength	IEC61386-1	With M Type Fitting	>1000N
Tensile Strength	AFX norm T1987	Ultimate pull-out of M-Type Fitting	1450N
Dynamic Bend radius @ -45 °C	IEC61386-23	5000 cycles minimum	6xOD

Thermal Properties

Test Type	Methods / Standards	Requirements	Value
Minimum Temperature	IEC61386-23	Dynamic 5000 cycles	-25°C
Maximum Temperature	IEC61386-23	Dynamic 5000 cycles	150°C
Minimum Static		Permanent Use	-40°C
Maximum Static		Permanent Use	120°C

Chemical Resistance Chart

Key:

Suitable :

Limited Suitability :

Unsuitable :

Not Tested :

● Astm No.1	● Diesel oil	● Methyl Bromide	● Sulphur Dioxide (Gas)
● Astm No.2	● Diethylamine	● MEK	● Sulphuric Acid (10%)
● Astm No.3	● Ethanol	● Nitric Acid (10%)	● Sulphuric Acid (70%)
● Acetic Acid (10%)	● Ether	● Nitric Acid (70%)	● Toluene
● Acetone	● Ethylamine	● Oxalic Acid	● Transformer Oil
● Aluminium Chloride	● Ethylene Glycol	● Ozone (Gas)	● 1,1,1-Trichloroethane
● Aniline	● Ethyl Ethanoate	● Paraffin oil	● Trichloroethylene
● Benzaldehyde	● Freon 32	● Petrol	● Turpentine
● Benzene	● Hydrochloric Acid (10%)	● Phenol	● Vegetable Oil
● Carbon tetrachloride	● Hydrochloric Acid (36%)	● Sea Water	● Vinyl Acetate
● Chlorine water	● Hydrogen Peroxide (35%)	● Silver Nitrate	● Water
● Chloroform	● Hydrogen Peroxide (87%)	● Skydrol	● White Spirit
● Citric Acid	● Lactic Acid	● Sodium Chloride	● Zinc Chloride
● Copper Sulphate	● Lubricating oil	● Sodium Hydroxide (10%)	
● Cresol	● Methanol	● Sodium Hydroxide (60%)	

The information above is given as a guide only and is based on published technical data and experience. The chemical resistance of the above products is dependant on factors such as chemical exposure, concentration of the chemical and temperature. The above chemicals are valid for a temperature of 23°C. Use of the above table is at the users own discretion and risk. Those using it must satisfy themselves that their application presents no health and safety risks. The end user should assess compatibility with their application and contact Thomas & Betts for further information.

ADHERENCE TO THE CURRENT WIRING REGULATIONS BS7671 OR NEC WIRING REGULATIONS (FOR USA) IS STRONGLY ADVISED.

MINIMUM BEND RADIUS FOR FLEXING IS DEPENDANT UPON MINIMUM TEMPERATURE, BENDING FREQUENCY AND CHEMICAL ENVIRONMENT.

Cable Management Products Ltd.

CMG House - Station Road - Coleshill - B46 1HT - United Kingdom

Tel: +44(0)1675 468 222 - Fax: +44(0)1675 464 930

Technical Support e-mail: cmg.conduitsystems@abb.com - www.adaptaflex.com

Metallic Systems

SN Conduit



Flammability

Test Type	Method / Standard	Requirement	Result	Unit
Oxygen Index	ISO 4589-2	% Oxygen to support combustion	22	%
Glow Wire Rating	IEC 60695	No Ignition to Extinguish within 2s	750	°C
Flammability	UL94	Vertical (V0, V2) or Horizontal (HB)	HB	
Flammability	IEC 61386-1	1Kw Burner @ 45°	Pass	Pass/Fail

Toxicity

Test Type	Method / Standard	Requirement	Result	Unit
Halogen Free		<0.5%	Yes	Yes/No
Phosphorous Free		<0.5%	Yes	Yes/No
Sulphur Free		<0.5%	Yes	Yes/No

Pre Test Conditions

Duration	Standard	Temperature	Relative Humidity
168 (Hours)	IEC61386	23 (°C)	50 (%)

Cable Management Products Ltd.

CMG House - Station Road - Coleshill - B46 1HT - United Kingdom

Tel: +44(0)1675 468 222 - Fax: +44(0)1675 464 930

Technical Support e-mail: cmg.conduitsystems@abb.com - www.adaptaflex.com