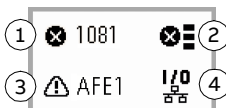


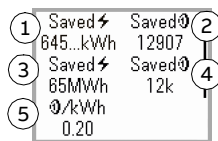
**ACH180 drives**  
User interface guide

1. Active faults
2. Fault history
3. Active warnings
4. Connection status



Energy efficiency data

1. Saved energy in kWh
2. Saved money
3. Saved energy in MWh
4. Saved money × 1000
5. Cost per kWh



Parameters

Direct access to all functions (advanced).

1. Complete parameter list
2. Modified parameters only
3. Reset to factory defaults



**EN**  
**Control panel**

1. Control location: Auto, Hand, Off or OVRD
2. Status icon
3. Reference target value
4. Actual value
5. Left and right soft key actions
6. Arrow keys for menu navigation and setting values
7. Mode selection: Auto or Hand
8. Status LED:  
Green, steady: OK  
Green, blinking: Warning  
Red, steady: Fault  
Red, blinking: Fault, turn off power to reset.



Options menu

Press **Back** key in home view to show this menu.

1. Reference
2. Active faults
3. Active warnings

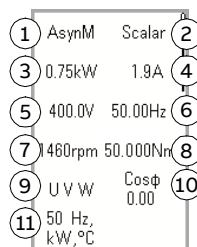


Main menu

Press **OK** key in home view to show this menu. Use the up and down arrow keys to navigate the menu. Press **OK** key to access one of the submenus: Motor data, Motor control, Diagnostics, Energy efficiency or Parameters.

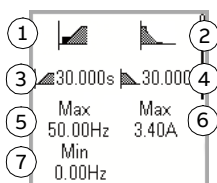
Motor data

1. Motor type
2. Control mode
3. Nominal power
4. Nominal current
5. Nominal voltage
6. Nominal frequency
7. Nominal speed
8. Nominal torque
9. Phase order
10. Nominal cos phi
11. Unit selection



Motor control

1. Start mode: Automatic
2. Stop mode: Coast
3. Acceleration time
4. Deceleration time
5. Max. allowed frequency
6. Max. allowed current
7. Min. allowed frequency



ACH180