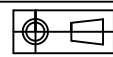


DRAWING NUMBER  
SPWD077A


DO NOT SCALE



ISS	DATE	CHANGE	APPROVAL	ZONE
A	01/02/2016	ORIGINAL ISSUE		

\* keep hot wires short as marked on ballast

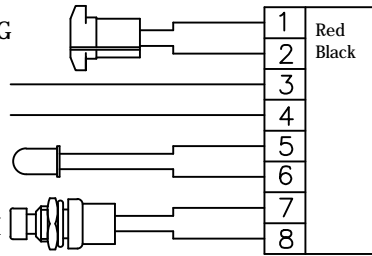
SWITCHED ACTIVE  
NEUTRAL  
EARTH



VOSSLOH SCHWABE  
Type FBC-218  
Ref. No. 540582  
Made in China

240Vac  
50Hz

BATTERY PLUG  
ACTIVE  
NEUTRAL  
LED  
TEST SWITCH



PP18  
Feb 2004

BATTERY CONNECTION NOT SHOWN

**NOTES:**

1. Wiring status: Draft - Not tested. The ballast / power pack combination has not been wired up and tested to confirm functional compatibility.
2. This wiring diagram is provided in good faith and the best of our knowledge at the time of publication. Thomas and Betts does not give any warranty or representation as to the accuracy, reliability or completeness of the information. Thomas and Betts shall not be liable for any loss or damage arising in any way from or in connection with any information provided or omitted, or from anyone acting or refraining to act in reliance on this information.
3. Changes to ballast specification by the manufacturer are beyond our control and may cause adverse effect on the performance, EMC issue and compatibility issue. Consult Thomas and Betts for further advise.

DRAWN	G.K.Grover	<b>Thomas&amp;Betts</b> <small>A Member of the ABB Group</small> <small>ABN 62074810898 23A NYRANG ST, LIDCOMBE NSW 2141 AUSTRALIA</small>		
CHECKED	-----	<b>TITLE</b> Wiring diagram using PP18 with Vossloh Schwabe Type FBC-218 Ref. No. 540582 Electronic Ballast T8		
APPROVED	G.K.Grover	USED ON	DRAWING NUMBER	SHEET SIZE
DATE:	01/02/16		SPWD077A	A3
DRAWING STD AS 1100		SCALE N.T.S.	SHEET 1 OF 1	