

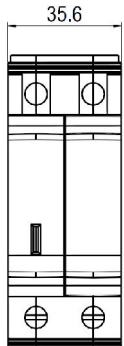
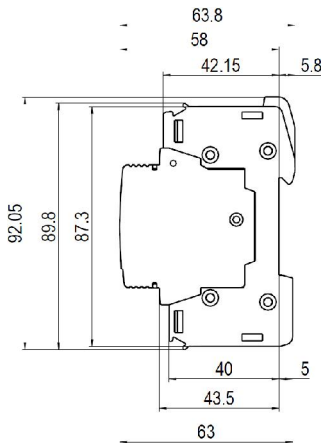


# OVR BT2 1N-40-320 P

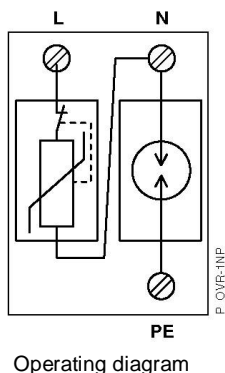
Order code : 2TAM 1011 00 R 45 00  
EAN code : 6 940 342 27012 6



OVR BT2 1N-40-320 P



Overall dimensions (in mm)



## Pluggable Unit

### Electrical characteristics

Types of networks		TT - TNS
Number of poles		2
Type / test class		T2 / II
Type of current		A.C.
Nominal voltage Un	V	230 / 400
Maximal continuous operating voltage Uc (L-N / N-PE)	V	320 / 255
Voltage protection level Up at In (L-N / N-PE)	kV	1.6 / 1.4
Voltage protection level Ures at 3 kA (L-N / N-PE)	kV	1.0 / 1.0
Voltage protection level Ures at 5 kA (L-N / N-PE)	kV	1.1 / 1.0
Nominal discharge current In (8/20)	kA	20
Maximal discharge current Imax (8/20)	kA	40
TOV withstand (L-N : 5s / N-PE: 200ms)	V	340 / 1200
Follow current If (L-N / N-PE)	A	None / 100
Response time	ns	25
Operating current Ic	mA	< 1
Short circuit withstand Icc	kA	50
Degree of protection		IP 20
Disconnecter		
Curve C Circuit breaker	A	<125
gG - gL fuse	A	<125

### Mechanical characteristics

Wire range		
Solid wire	mm <sup>2</sup>	2.5...25
Stranded wire	mm <sup>2</sup>	2.5...16
Stripping length	mm	12.5
Tightening torque	Nm	2
Overall dimensions		
Length	mm	64
Width	mm	36
Height	mm	93
Integrated thermal disconnecter		Yes
State indicator		Yes
Safety reserve		No
TS remote indicator		No
Contact complement		/
Minimal load		/
Maximal load		/
Connection cross section	mm <sup>2</sup>	/

### Miscellaneous characteristics

Stocking temperature	°C	- 40 to +80
Operating temperature	°C	- 40 to +80
Maximal altitude	m	2000
Weight	g	270
Color of Housing		PC grey RAL 7035
Fire resistance according to UL 94		V0
Reference standards		GB 18802.1 / IEC 61643-1

### Replacement cartridges

Phase	OVR BT2 40-320 C	2TAM 1002 00 R 45 00
Neutral	OVR BT2 70 N C	2TAM 1003 00 R 53 00