

System 800xA

800xA for Freelance VB Graphics Extension Installation

System Version 6.0

Power and productivity
for a better world



System 800xA

800xA for Freelance VB Graphics Extension Installation

System Version 6.0

NOTICE

This document contains information about one or more ABB products and may include a description of or a reference to one or more standards that may be generally relevant to the ABB products. The presence of any such description of a standard or reference to a standard is not a representation that all of the ABB products referenced in this document support all of the features of the described or referenced standard. In order to determine the specific features supported by a particular ABB product, the reader should consult the product specifications for the particular ABB product.

ABB may have one or more patents or pending patent applications protecting the intellectual property in the ABB products described in this document.

The information in this document is subject to change without notice and should not be construed as a commitment by ABB. ABB assumes no responsibility for any errors that may appear in this document.

In no event shall ABB be liable for direct, indirect, special, incidental or consequential damages of any nature or kind arising from the use of this document, nor shall ABB be liable for incidental or consequential damages arising from use of any software or hardware described in this document.

This document and parts thereof must not be reproduced or copied without written permission from ABB, and the contents thereof must not be imparted to a third party nor used for any unauthorized purpose.

The software or hardware described in this document is furnished under a license and may be used, copied, or disclosed only in accordance with the terms of such license. This product meets the requirements specified in EMC Directive 2004/108/EC and in Low Voltage Directive 2006/95/EC.

TRADEMARKS

All rights to copyrights, registered trademarks, and trademarks reside with their respective owners.

Copyright © 2003-2014 by ABB.
All rights reserved.

Release: August 2014
Document number: 2PAA108085-600

Table of Contents

About This Book

General	7
Document Conventions	7
Intended User.....	7
Warning, Caution, Information, and Tip Icons.....	7
Terminology.....	8
Related Documentation	9

Section 1 - Introduction

Product Overview	11
Product Scope.....	11
Prerequisites and Requirements	11
Operating System	11
Software	12
Hardware	12
User Role	12
Procedures.....	12

Section 2 - Installation

Overview.....	13
Installation Path	14
Program Setup	15
Adding 800xA for Freelance VB Graphics Extension 6.0 as 800xA System Extension	19

Section 3 - System Extension

Loading VB Graphics Extension Software as System Extension	21
--	----

Section 4 - Uninstall

Uninstalling VB Graphics Extension Software..... 29

About This Book

General

This book describes how to install 800xA for Freelance VB Graphics Extension with VB Faceplates in 800xA system having **800xA 6.0 for Freelance**.

For latest information see also the corresponding Release Notes of Freelance Connect 6.0.

Document Conventions

Microsoft Windows conventions are normally used for the standard presentation of material when entering text, key sequences, prompts, messages, menu items, screen elements, etc.

Intended User

This instruction is intended for installation engineers with experience with process control systems and Microsoft® Windows operating systems. In general, Microsoft Windows functions are not described in this instruction.

Warning, Caution, Information, and Tip Icons

This publication includes **Warning**, **Caution**, and **Information** where appropriate to point out safety related or other important information. It also includes **Tip** to point out useful hints to the reader. The corresponding symbols should be interpreted as follows:



Electrical warning icon indicates the presence of a hazard which could result in *electrical shock*.



Warning icon indicates the presence of a hazard which could result in *personal injury*.



Caution icon indicates important information or warning related to the concept discussed in the text. It might indicate the presence of a hazard which could result in *corruption of software or damage to equipment/property*.



Information icon alerts the reader to pertinent facts and conditions.



Tip icon indicates advice on, for example, how to design your project or how to use a certain function

Although **Warning** hazards are related to personal injury, and **Caution** hazards are associated with equipment or property damage, it should be understood that operation of damaged equipment could, under certain operational conditions, result in degraded process performance leading to personal injury or death. Therefore, **fully comply** with all **Warning** and **Caution** notices.

Terminology

A complete and comprehensive list of Terms is included in *System 800xA System Planning (3BSE041389*)*. The listing includes terms and definitions that apply to the 800xA System where the usage is different from commonly accepted industry standard definitions and definitions given in standard dictionaries such as Webster's Dictionary of Computer Terms. Terms that uniquely apply to this instruction are listed in the following table.

Term/Acronym	Description
AE	OPC Alarms and Events
CBF	Freelance engineering tool Control Builder F
DA	OPC Data Access
OPC	OLE for Process Control

Term/Acronym	Description
PLC file	Standard file format for Programmable Logic Control
SFC	Sequential Function Chart

Related Documentation

A complete list of all documents applicable to the System 800xA is provided in *Released User Documents (3BUA000263*)*. This document lists applicable Release Notes and User Instructions. It is provided in PDF format and is included on the Release Notes/Documentation media provided with your system. Released User Documents are updated with each release and a new file is provided that contains all user documents applicable for that release with their applicable document number. Whenever a reference to a specific instruction is made, the instruction number is included in the reference.

Category	Title	Description
Connectivity	800xA for Freelance, Release Notes	2PAA112403*
	800xA for Freelance, Configuration	3BDD011812*
	800xA for Freelance, Operation	3BDD011811*
VB Graphics Extension	800xA for Freelance VB Graphics Extension, Operation	2PAA108179*

Section 1 Introduction

Product Overview

The 800xA for Freelance VB Graphics Extension software provides user to view and work with VB Faceplates, which is included within.

Use of **800xA for Freelance VB Graphics Extension** shall however be applicable only for cases where it is absolutely required to have VB Faceplates for Runtime operations.

Product Scope

After installation of VB Graphics Extension, VB Faceplates and Faceplate elements are available for user in addition to PG2 Faceplates, which are part of 800xA for Freelance 6.0.

Prerequisites and Requirements

Operating System

The VB Graphics Extension software requires a Windows operating system:

- Windows 2012 Server R2
- Windows 8.1 Enterprise Edition (applicable to client machines).

Associated service packs, hot-fixes, roll-ups and security patches have to be installed too.

Software

The VB Graphics Extension software was developed, tested and released on basis of:

System 800xA, Operation	SV6.0
Freelance	2013 Rollup1
Freelance Connect	6.0-0

Hardware

For PC hardware requirements, refer 800xA-System and Freelance user guides. Make sure your computers meet these requirements.

User Role

To install the VB Graphics Extension software, you should have Windows Administrator privileges.

Procedures

Run the installation after suitable preparation. Read the Release Notes and Installation guides of 800xA System and Freelance.

Section 2 Installation

Overview

Install the VB Graphics Extension software version 6.0.0-0 as:

- Fresh installation on newly installed 800xA System Version 6.0, Freelance 2013 Rollup1 and 800xA for Freelance 6.0.

Installation Path

The VB Graphics Extension files will be stored in the directories location as shown in [Figure 1](#). When uninstalling the system later, these files will be removed.

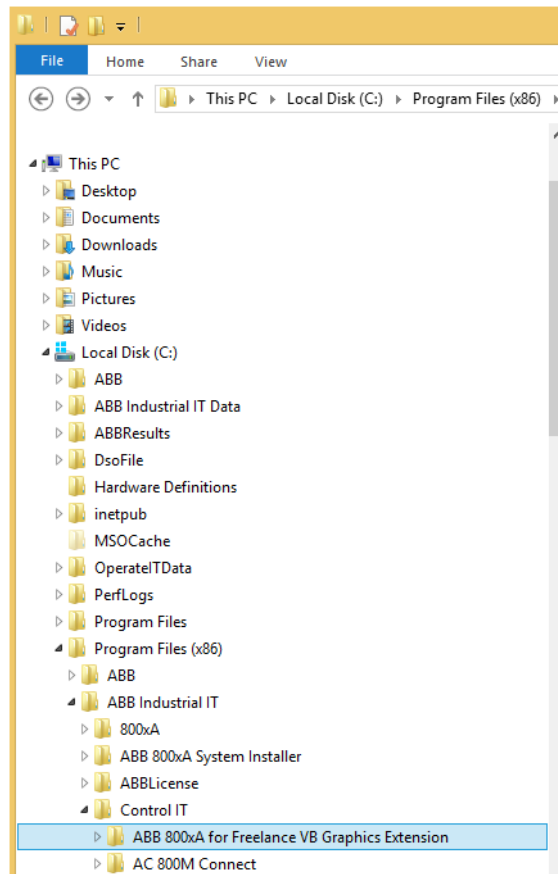


Figure 1. Installation Path

Program Setup

To install the Connectivity Software Version 6.0, perform the following steps:

1. In the System 800xA Media, browse to the following location: <System 800xA Media >:\Connectivities\Freelance
2. Double click on **ABB 800xA for Freelance VB Graphics Extension 6.0.0-0.msi**. The ABB 800xA for Freelance VB Graphics Extension 6.0.0-0 installation progress welcome screen appears.

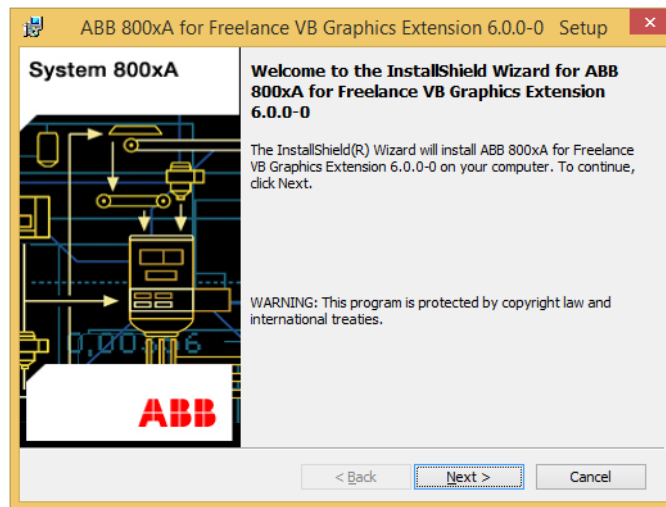


Figure 2. Welcome Screen

3. Click **Next**.

4. Select **I accept the terms in the license agreement** radio button and click **Next** in the License Agreement screen.

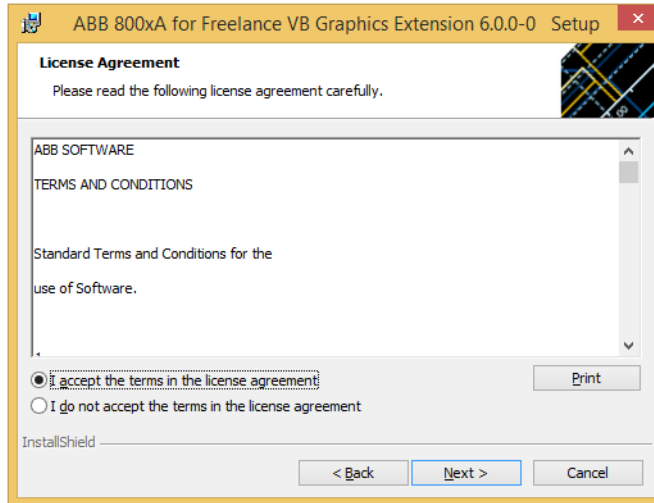


Figure 3. License Agreement Screen

5. In the Customer Information screen enter the **User name** and **Organization** name and click **Next**.

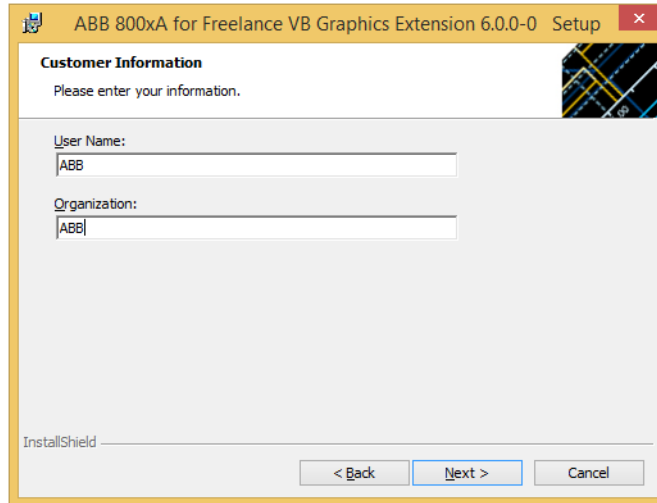


Figure 4. Customer Information

6. In the Setup dialog, select the radio button **Complete** and click **Next**.

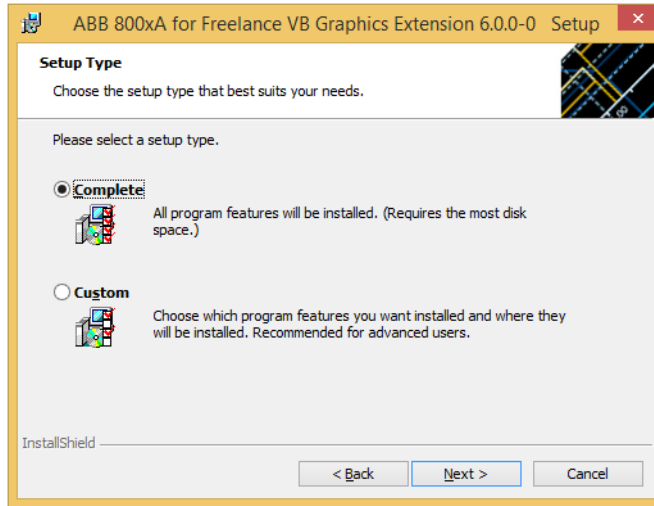


Figure 5. Setup Dialog

7. Click **Install** to start the installation in the Install dialog.
8. Click **Finish** to close the Installation Wizard after successful installation.



800xA for Freelance VB Graphics Extension will not get installed if the installed version of 800xA for Freelance is not 6.0 and will throw an error message as shown below.

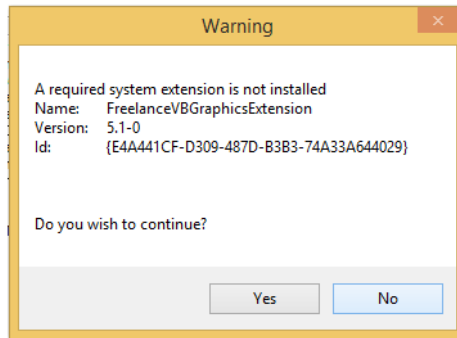


Figure 6. Required System Extension warning

Adding 800xA for Freelance VB Graphics Extension 6.0 as 800xA System Extension

After the successful installation of the 800xA for Freelance VB Graphics Extension 6.0, it can be added as 800xA System Extension using the **800xA Configuration Wizard**.

For more information, refer [Section 3 System Extension](#).



When Upgrading from previous System versions (5.0 or 5.1), 800xA for Freelance VB Graphics Extension should be installed before restoring the Backup from existing System.

Section 3 System Extension

Loading VB Graphics Extension Software as System Extension

The appropriate system extension for VB Graphics Extension must be loaded after the system SV6.0 has been created for the first time. Steps to be executed for adding 800xA for Freelance VB Graphics Extension 6.0 as 800xA System Extension are as follows:

1. Start the Configuration Wizard by selecting: **Start>Programs>Configuration wizard**
2. Select **System Administration**.
3. Click **Next**.

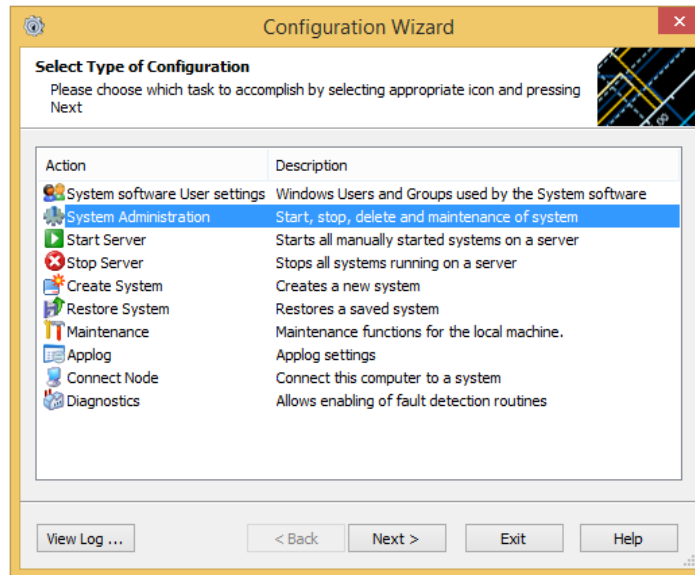


Figure 7. Configuration Wizard - Selecting type of Configuration

4. Select a system by clicking it.

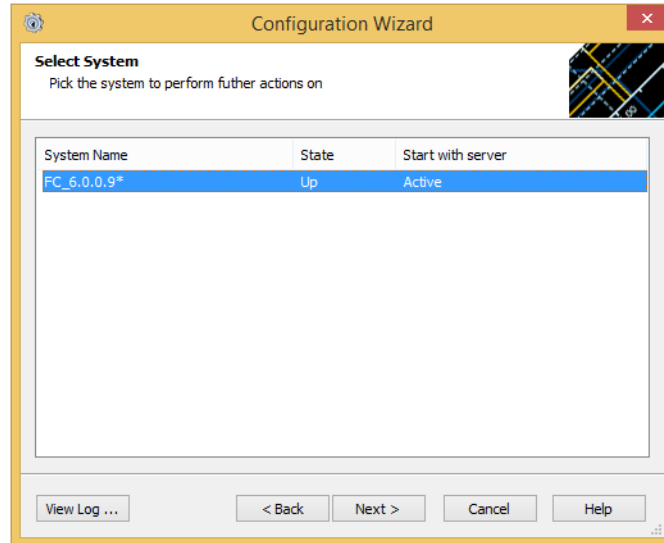


Figure 8. Configuration Wizard - Selecting System

5. Click **Next**.

6. Double-click **System Extension Load** or double-click **System Extension Maintenance**, if upgraded from the previous version.

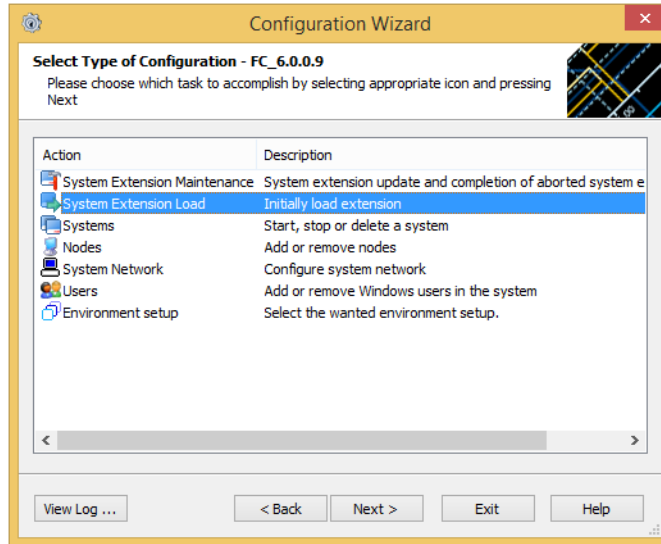


Figure 9. Configuration Wizard - System Extension Load

7. Following system extensions should be loaded first.
 - **ABB Central licensing Extension**
 - **ABB SFC Viewer**
 - **VBPG System Extension and AC800M Connect**
 - **ABB 800xA SymbolFactory**

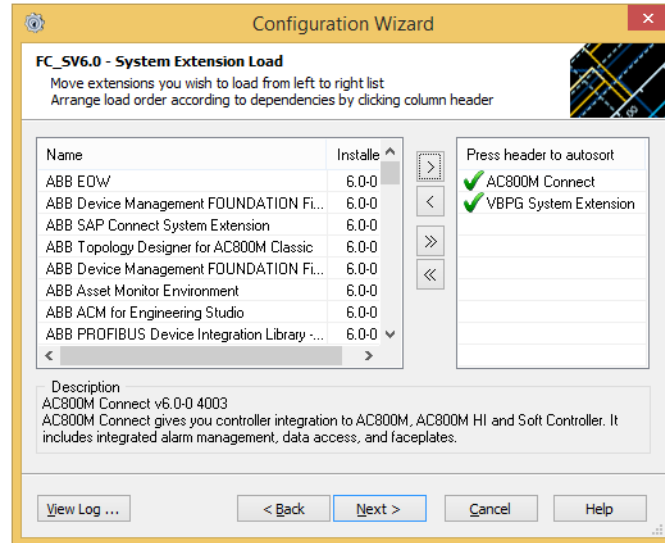


Figure 10. Moving Extensions for AC800 M Connect and VBPG Extensions

After successful loading of above system extensions, proceed to load **800xA for Freelance VB Graphics Extension**.

8. Select the system extension **800xA for Freelance VB Graphics Extension** from the list on the left.

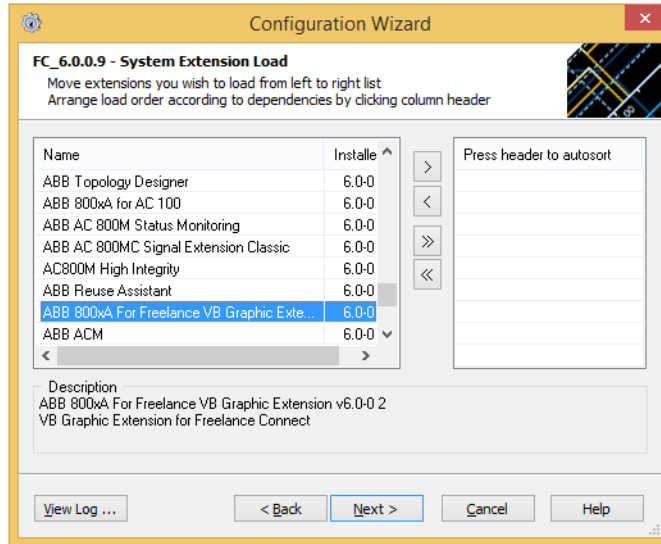


Figure 11. Configure Wizard - Select System Extension

- Click > to move **Freelance VB Graphics Extension** to the list on the right.

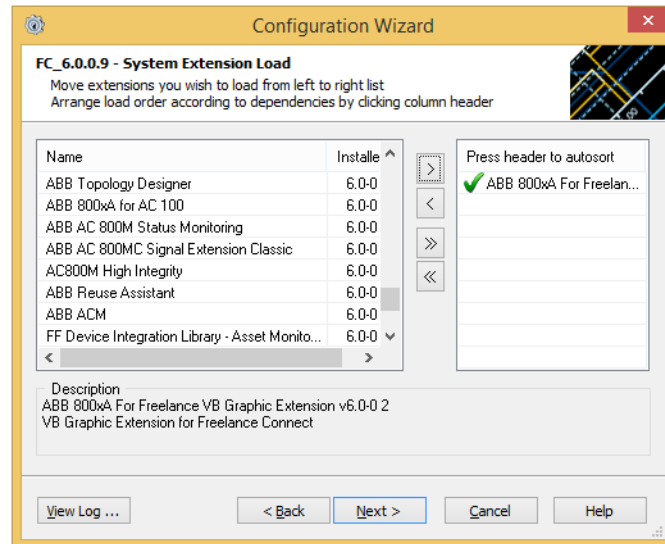


Figure 12. Configuration Wizard - Moved extensions for loading

10. Click **Next** and then click **Finish** to load the system extensions.

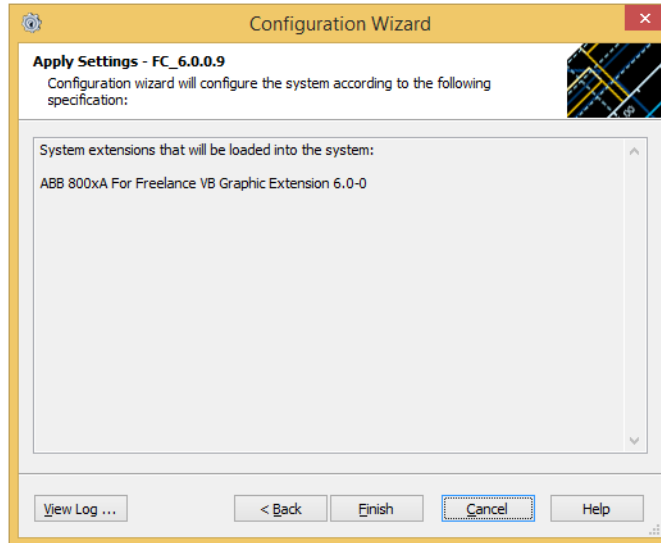


Figure 13. Configuration Wizard - Finish

11. In the **Loading imports** screen as shown in Figure 14, click **Abort** to cancel the system extension loading.

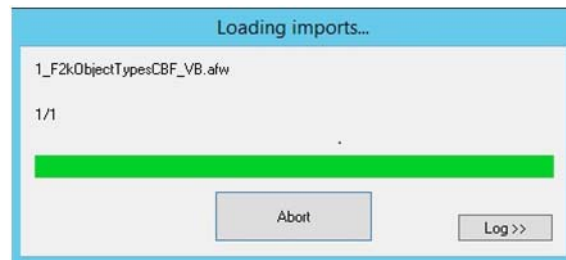


Figure 14. Loading imports - Abort

Section 4 Uninstall

Uninstalling VB Graphics Extension Software

To uninstall the VB Graphics Extension software:

1. Go to the **Control Panel** and in the installed programs list check for **ABB 800xA for Freelance VB Graphics Extension** instance.
2. Click appropriate version of **ABB 800xA for Freelance VB Graphics Extension** instance.
3. Click **Remove** or **Uninstall** to uninstall the selected version.

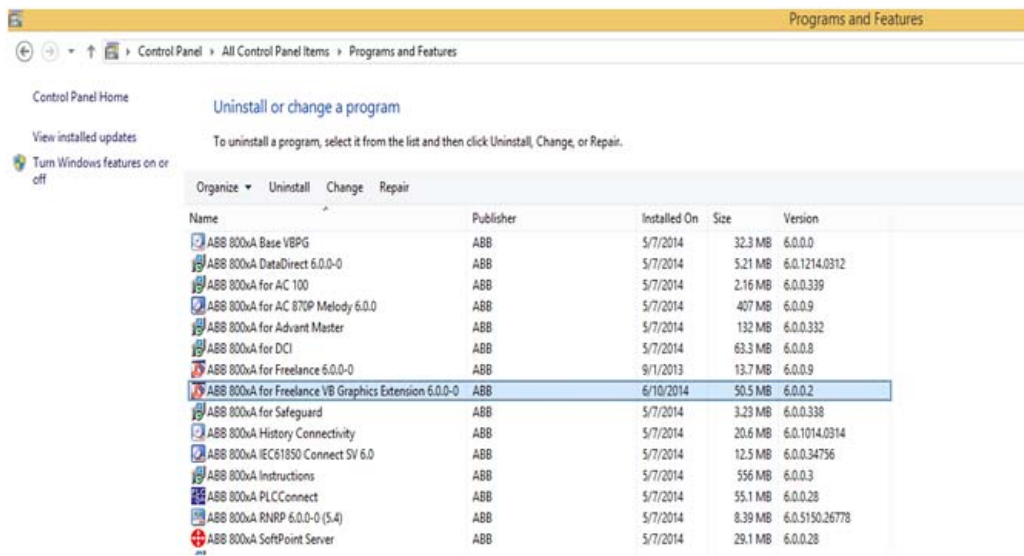


Figure 15. Freelance VB Graphics Extension in installed program list

Contact us

www.abb.com/800xA
www.abb.com/controlsystems

Copyright© 2014 ABB.
All rights reserved.

2PAA108085-600

Power and productivity
for a better world™

