




Type	T2
	I_{max} : 80 kA
	U_p : 1,8 kV
System	TT/TN-C/TN-S: 400/690 V IT: 230/400 V
	IEC 61643-11 EN 61643-11

Type 2 SPD's are designed to discharge the currents generated by indirect lightning strikes causing induced or conducted overvoltages on the power distribution network.

They are characterized by an 8/20μs waveform (I_{max}). Higher is the I_{max}, more powerful they are.

They are installed in the main distribution switchboard but also in sub-distribution board.

They have a low residual voltage U_p often compatible with the withstand voltage of the equipment to protect. If this is not the case or the cable length to the equipment is longer than 10m, another level of coordination with OVR T2-T3, OVR T3 will be needed.

- Din rail mounting
- Pluggable
- Excellent technical features
- Improved safety
- Pro M compact design
- Back up protection up to 125 A Fuse or Mcb



Key characteristics			
Protection mode	L-N/L-PE		
Number of protected lines	1		
Test class	II		
Integrated thermal disconnecter	Yes		
End of life indicator	Yes		
Safety reserve	Yes		
Electrical characteristics			
Nominal discharge current	I _n (8/20)	kA	20
Maximal discharge current	I _{max} (8/20)	kA	80
Impulse current	I _{imp} (10/350)	kA	6,25
Maximal continuous operating voltage	U _C	V	440
Maximal continuous operating voltage d.c	U _{C d.c}	V	560
Type of current / frequency		Hz	a.c. 47-63
Voltage protection level at I _n	U _p (L-PE)	kV	1,8
Voltage protection level at I _n	U _p (L-N)	kV	1,8
Voltage protection level at I _n	U _p (N-PE)	kV	-
Short circuit withstand	I _{SCCR}	kA	100
Total current	I _{TOTAL}	kA	80
Follow current interrupted	I _{fi}	kA	- / -
Ground residual current	I _{PE}	μA	<1000
TOV withstand (L-N : 5s / N-PE : 200 ms)	U _T	V	581 / -
Voltage Combination Wave	U _{OC}	kV	-
Required thermal/back up protection			
Curve B or C Circuit breaker	A		≤ 125
gG - gL fuse	A		≤ 160
Comments			
Mechanical characteristics			
Dimensions	H x W x D	mm	95x17.8x69.4
Wire range : Solid wire		mm ²	2.5 ... 35
Wire range : Stranded wire		mm ²	2.5 ... 25
Stripping length		mm	12.5
Packing quantities		piece	Per 1
Miscellaneous characteristics			
Maximal altitude	m		2 000
Weight	g		150
Response time	ns		<25
Fire resistance according to UL 94			V-0
Replacement cartridges			
Phase / Product ID	OVR T2 80-440s C QS		2CTB815708R5500
Neutral / Product ID			

CHARACTERISTICS

