



DEH41300

# Copper Lug Kit

THCL100



Hazards of electrical shock or burn! Turn off power before working inside this equipment.

## Used with:


100 Ampere NEMA 4/4X, 12 Mill Duty and Heavy Duty Switches

## Description:

THCL100A kit provides 8 copper lugs (set of 6 copper lugs for line and load terminals and set of 2 copper lugs for ground) and necessary mounting hardware (6 barrel nuts, 6 lock washers, 6 flat washers & 2 self-tapping screws). User can replace the factory installed hardware with hardware available in the kit.

1. Remove the pre-installed aluminum lugs from line side and load side of switch base as shown in the figure 1 by unscrewing the nuts.


—  
Fig. 1



Aluminum lugs

2. Assemble the copper lugs available in the kit (set of 6) at the same locations as shown in the figure 2. Tight the nuts with torque 50-55 inch-lbs.


—  
Fig. 2



Copper lugs (6nos)

- 3. Remove pre-installed aluminum ground lugs mounted on the mechanism plate by unscrewing the two screws.


—  
**Fig. 3**



Aluminum ground lugs

- 4. Assemble copper lugs available in kit (set 2) at the same locations as shown in the figure 4. Tight the screws with torque 27-32 inch lbs.

—  
**Fig. 4**



Copper Lugs (2 nos)