# Zusammenstellung aller FBP-CAD-Symbole und ihre Bezeichnungen

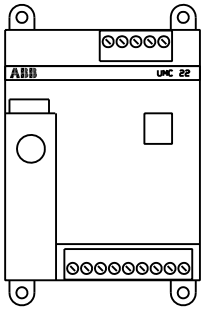


A_UMC22_R300-FBP.dwg
A_UMC22_R300-FBP.dxf

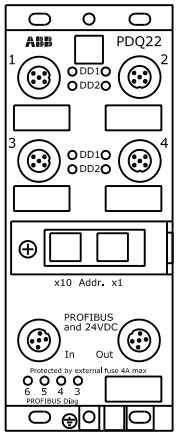


A_PDQ22-FBP.dwg
A_PDQ22-FBP.dxf

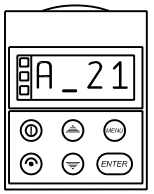


A_UMCx-PAN.dwg
A_UMCx-PAN.dxf

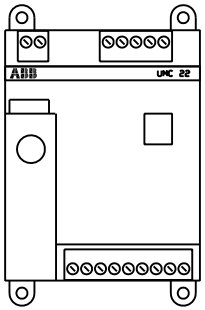


A_UMC22_R400-FBP.dwg
A_UMC22_R400-FBP.dxf

Gültig für alle UMC22 ab Rubrik R400

| Revision | Index | Datum | Name | Ersteller | | | |
|---|---|---|---|---|---|---|---|
| | | | | DiWa | ABB STOTZ-KONTAKT GmbH | CAD - Vorlagen | STOTZ-KONTAKT GmbH |
| | | | | 25.03.09 | FieldBusPlug | Aufbauplan für FBP - Geräte | Fabriknummer 01/001 |
| | | | | | Urspr. / Ers. f. / Ers. d. | Massstab: 1:2 | Kommission A0x-FBP-AP_Alle |

= FBP
+ HD

Bl. 1
1 Bl.