


Matthias Bolliger,  
Eduardo Gallesteu,  
Gabriela Crosley  
and Michelle Kiener,  
ABB Switzerland  
Ltd, describe how  
to optimise energy  
in the cement  
production process. 

\*Based on an article published in *ABB Review* 2/2007.

**Reprinted from WORLD CEMENT [Mar 09]**

## Introduction

Cement producers are large consumers of thermal and electrical energy, which, on a global level, are only available at steadily increasing costs. Efforts to reduce demands by using higher efficiency equipment and substituting fuels and raw materials to lower production costs have been addressed in recent years. These changes have introduced constraints that must now be managed to secure the required quality and productivity. Finding the optimal operating point within the boundaries of these dynamically variable constraints depends on the right price mix of fuels and timely purchases of electrical energy, while constantly reducing demands for these resources. This article presents a set of solutions and tools to achieve these goals.

# Energy Expertise

Figure 1. Holcim Untersiggenthal plant where ABB has delivered electrification, drives and optimisation equipment.



Figure 2. Holcim Ternate plant, Italy, where clinker production was increased by as much as 8% and freetime standard deviation reduced by 25% by the use of the Expert Optimizer.

## Optimisation

To optimise the overall performance of a cement manufacturing unit requires a plant-wide automation strategy. Reducing energy demand in all areas must be combined with the search for the optimal operating point that is consistent with productivity and quality targets, and in line with imposed environmental emission limits. Helping cement manufacturers achieve their operational objectives is ABB's cpmPlus Knowledge Manager. Knowledge Manager is capable of gathering the information and data used

by cpmPlus Expert Optimizer to model the process and to identify the best possible way of running the plant at all times.

**Reducing energy demand in all areas must be combined with the search for the optimal operating point that is consistent with productivity and quality targets.**

## Variable speed drives – an electrical energy saver

In the cement manufacturing process, large fans draw air through the kiln, precalciner, mills and filters to an exhaust stack. Many smaller fans push the air into the grate cooler to reduce the temperature of the hot clinker leaving the kiln. All these airflows have to be adjusted and controlled, as atmospheric conditions, process conditions and ventilation needs greatly affect the flow requirements. The control method employed has a major effect on the running costs. For example, a damper with a fixed-speed motor is the least energy efficient solution and the application of variable speed drives (VSD) the most energy efficient. To be more precise, depending on the required flow rate, power savings of up to 70% can be achieved when the two are compared.

The difference in power demand for an airflow controlled fan is shown in Figure 3. Fans are predestined for saving energy, due to a quadratic load characteristic. Normal operation of

large fans consumes about 90% of nominal airflow, which still represents a potential saving of 20% power. Nowadays, VSD for large fans are usually installed in all new plants. However, the potential for large energy savings still exists in fan replacements, especially in the cooler area.

### Optimised solution for grate coolers

Approximately 10% of the electrical energy required to produce 1 t of clinker is needed to cool it. It therefore makes good sense to give careful thought to the choice of drive system for the cooler. One such choice is the Multidrive, which is often referred to as an “optimised drive solution for the cooler area”. It offers all the benefits of VSD and eliminates – in an economical sense – many of the drawbacks of single drives. Unlike single drives (which have to have their own rectifier, DC link and inverter), the Multidrive system generates the required DC voltage in a “central” unit and feeds it onto a common DC bus to which the single, independently-operated inverters are connected. In a Multidrive system, all the desirable features of a single drive are still retained. In addition, the individual inverters do not all have to have the same power rating. On the contrary, a Multidrive package can consist of drives of very different sizes.

Some of the benefits of such a system include:

- Reduced cabling due to the single power entry for multiple drives.
- Energy-saving motor-to-motor braking, which is required depending on the grate cooler type.
- Reduced space requirement
- Elimination of the low voltage distribution used for single drives or dampers and direct online motors in cases of replacement. Cost effective reduction of harmonics using an active front-end supply unit, or at least a 12-pulse line supply.
- All the benefits of a single VSD are retained.

### Energy monitoring

Knowledge Manager provides the solutions and advanced tools needed to facilitate the collection, organisation and distribution of combined production, quality and energy information throughout a plant organisation via web-based reports, trends, and graphs. On a single page, all relevant key performance indicators (KPIs) for the process are calculated and displayed. Additionally, if an operator wants to maximise production and at the same time maximise the usage of alternative fuels, Knowledge Manager provides the information for proper analysis to establish what is and is not possible.

Knowledge Manager can be adapted and expanded to meet each company’s specific requirements and is part of ABB’s cmpPlus application suite, which deals with production

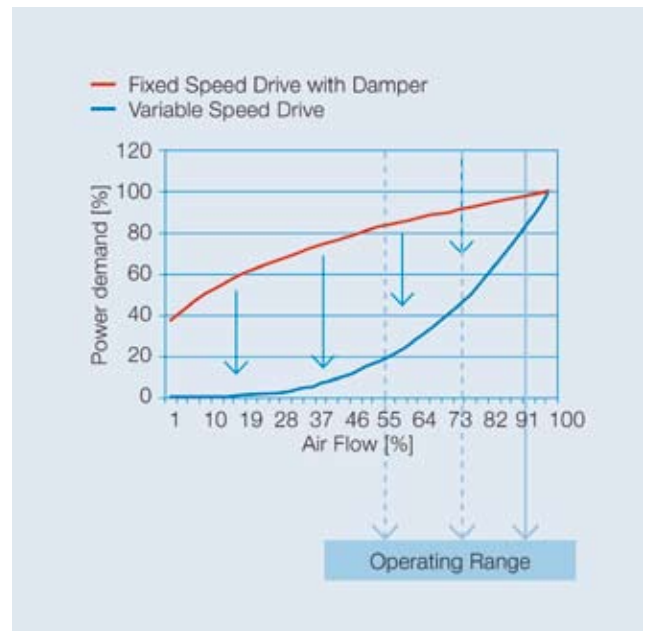


Figure 3. Power demand in % of airflow using a damper and a variable speed drive.

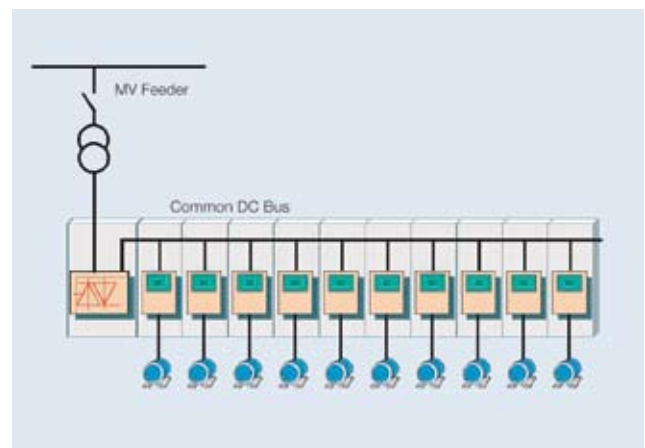


Figure 4. A Multidrive system layout.

information monitoring and reporting. It drastically simplifies cement production management by covering manufacturing related functions such as:

- Production tracking and reporting.
- Process operations monitoring and reporting.

- Material storage management.
- Energy and emission reporting.

With Knowledge Manager, identifying the influences that process parameters have on product quality, production capacity, energy consumption and emission levels is now easier than ever. It combines production-related data, process variability, energy indexes and run-time quality parameters to produce comprehensive operation and production reports and trends. The quality of these reports and trends results in the better utilisation of energy, equipment, inventories and capacities.

**Based on the LINKman optimisation system, Expert**



Figure 5. Total energy report – thermal and electrical – with energy indicators.

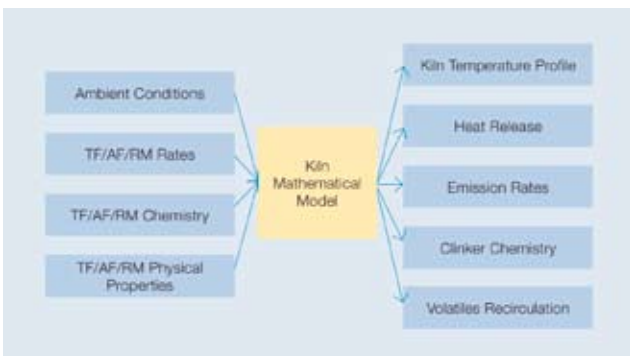


Figure 6. Typical cement kiln model – inputs and outputs.

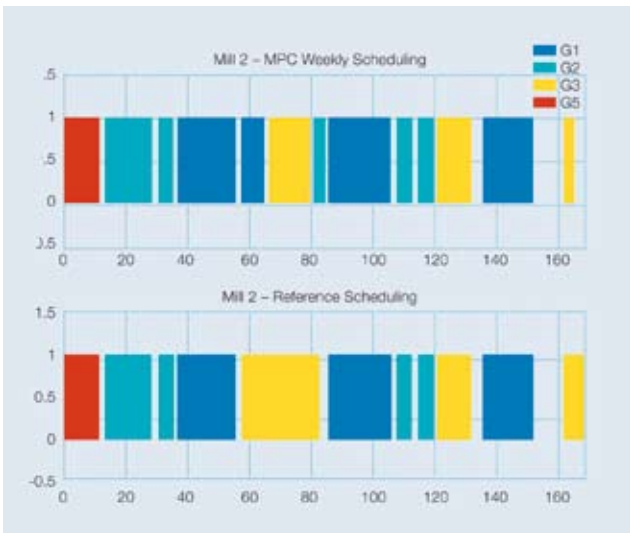


Figure 7. Typical mill and cement grade schedule.

**Optimizer combines rule-based control with modern tools like Model Predictive Control (MPC), Mixed Logical Dynamic systems (MLD) and model-based estimation in the moving horizon approach.**

Connectivity to Enterprise Resource Planning (ERP) systems (such as SAP) is essential to bring production data from the floor level to the enterprise management level. Here, Knowledge Manager serves as the information broker between real-time control and its production environment, and the transactional-based ERP systems.

The cost of production is directly influenced by energy usage. Different areas of production consume different amounts of energy, and Knowledge Manager tracks the amounts linked to the material being consumed or produced.

With specific information available at the right time and at the right place in the right format, decisions become more goal-oriented, resulting in optimised processes and increased productivity.

**Thermal energy savings**

Cement manufacturing is a complex and energy-intensive process. A key stage in this process is the conversion of ground raw materials (CaCO<sub>3</sub>, clay and/or shale) into clinker (synthetic cementitious minerals) in the kiln. A typical operation uses kiln exhaust gases to preheat the raw materials before they enter the kiln. Further heating, up to about 1500 °C, takes place in the kiln's burning zone where the materials are partially melted and react to form clinker. Subsequent processing is required to convert the clinker to cement. Small amounts of gypsum (CaSO<sub>4</sub>) are added and finally the mixture is ground to a fine powder.

Conventional control of a cement kiln requires the services of an experienced operator who must constantly interpret process conditions and make frequent adjustments to the set points established by the controller. This task is onerous enough, but it is made even more difficult by complex responses, time delays and interactions between individual process variables. As a result, conventional kiln control normally forces a conservative approach to kiln operation, with associated temperatures that are higher than the optimum, leading to unnecessarily high-energy usage.

Expert Optimizer is based upon the pedigree of proven successes from the well-known LINKman optimisation system. It combines rule-based control with modern tools like Neural Networks, Fuzzy Control and Model Predictive Control (MPC). Expert Optimizer improves on conventional control by constantly interpreting kiln conditions and initiating appropriate actions. The various input and output signals are identified in Figure 6.

Proper and stable kiln operation can reduce energy consumption and maintenance costs, increase kiln output, and improve overall product quality. However, while optimum operation involves maintaining Burning Zone Temperature (BZT)\* at minimum levels consistent with stability, this is difficult to sustain for three reasons:

- Variations in raw material feed composition.
- Complexity of kiln operation.
- Long time delays between kiln operational changes (ie, set-point changes and their effects).

The Expert Optimizer advanced kiln control system, however, operates the kiln in an optimum manner, thereby ensuring a good quality product, lower BZT and, consequently, lower energy costs. The system achieves this by applying the appropriate level of expertise on a consistent and regular basis:

\*Burning zone temperature (BZT) is the predictor of product quality. If the BZT is low it is expected that the clinker will be insufficiently burnt and if the BZT is high it is expected the clinker will be overburnt.



Figure 8. ABB 800xA Control System, cpmPlus Expert Optimizer and Knowledge Manager are installed at the Jura cement plant, Switzerland.

i.e., by making frequent changes (every three or four minutes).

**Today, reliable equipment and proven technical solutions are available to ensure the efficient use of energy without jeopardising the quality and productivity of a plant.**

Expert Optimizer is now typically in control of kilns for more than 80% of their run time. Calculations based on measured free lime and nitrogen oxide (NO<sub>x</sub>) levels before and after Expert Optimizer installation estimate that, in some cases, savings in terms of fuel consumption approach 8% per kiln.

### Kiln fuel mix optimisation

For some time there has been a need for tools that offer optimal management of the alternative and traditional fuels involved in the kiln process. In answer to this, Expert Optimizer has recently been enhanced with an Alternative Fuels Optimisation Module that brings economic performance of kilns to new heights.

This module uses the data gathered by the information management systems (equipment, process, market, and

laboratory) to calculate online the lowest cost fuel mix that satisfies the process and business constraints. These are numerous, but the most important ones are as follows:

- Heat balance.
- Excess oxygen level.
- Clinker chemistry.
- Volatiles concentration.
- Emission limits (SO<sub>2</sub>, NO<sub>x</sub>, etc.).
- Maximum, minimum and speed of change constraints on actuators.
- Operative constraints on fuel consumption.
- Separate consideration of combustion process in precalciner and kiln.
- Contracts (with customers or suppliers) to be satisfied at any cost.

The basic element of this optimisation algorithm is a dedicated kiln mathematical model developed in Expert Optimizer, which is used to implement the (model predictive) controller. This model can estimate cooler, flame, burning zone, back-end and preheater temperatures, kiln energy requirements, emission and volatiles levels, etc. The optimisation algorithms are able to cope with both hard and soft constraints, and this enhances robustness and reliability of the optimisation process.

The input data is updated at sampling times of around 15 - 30 minutes, computations are executed and the new fuel set points are passed to the Expert Optimizer strategy module for implementation. Between sampling times, the "standard" Expert Optimizer strategy guarantees process stability and the highest performance. In particular, this strategy enforces economically optimal reactions to changing conditions in fuel, waste, and raw meal quality, as well as ensuring strict satisfaction of the environmental, contractual and technical constraints.

### Factbox

#### Model Predictive Control (MPC)

There are several ways in which optimal solutions can be approximated. One widely-adopted approach to solving control problems involving systems that are subject to input and output constraints is Model Predictive Control (MPC). MPC is based on the so-called receding horizon philosophy: i.e., a sequence of future optimal control actions is chosen according to a prediction of the short- to medium-term evolution of the system during a given time. When measurements or new information become available, a new sequence is computed which then replaces the previous one. The objectives of each new sequence run are the optimisation of performance and protection of the system from constraint violations. (Extract taken from *ABB Review* 2/2004, pages 13 - 19).

## Electrical energy management

Cement production runs 24 hours a day with very limited spare capacity or redundancies installed. Thus, most of the equipment has to run around the clock or, if there are other constraints, during daytime like the quarry. The degrees of freedom available for electrical energy usage are therefore very limited and are mainly restricted to the cement grinding area. In this area, scheduling, i.e., deciding when to produce a certain cement grade and in which mill, is performed manually using heuristic rules and relying on operator experience. However, the numerous mills, grades and silos, plus the various operating and contractual constraints, make the problem a complex one. Too often, the operator's choice is far from optimal. The following paragraph describes optimised scheduling based on MPC technology.

### MPC technology

A typical mill on/off sequence and scheduled cement grades for effective electrical energy management is shown in Figure 7. Using customer orders and energy price forecasts, the algorithm produces a reference schedule for the entire grinding plant operation defining what each mill will produce and when. Here, the modeling functional represents costs associated with electricity consumption and the amount of low-grade cement produced (cement produced during the switch from one grade to another). Electricity cost reduction is achieved by committing the production to time periods when the electricity tariffs are lower, and by making sure that contracted thresholds of maximum electrical power are not exceeded. Reductions in low-grade cement are obtained by penalising the number of production switches.

In addition to the physical constraints imposed by the silo capacity and mill availability, other constraints must be considered:

- **Transition time.** A change of grade being produced by a mill might cause a time delay during which the mill throughput is conveyed to a special silo.
- **Order satisfaction.** As input, the optimisation algorithm requires sales forecasts for every grade. If the sales forecast cannot be completely fulfilled, the algorithm will choose which grade to produce first, according to a given ranking.
- **Transport system.** Whether it is by conveyor belts, bucket elevators or air-based systems, there are constraints on the system for transporting the cement from the mills to the silos. For example, there might be three mills but just two independent transport routes. However, multiple mills can simultaneously discharge the same cement grade to the same transport route. On the other hand, one route can serve only one silo at a time and silos can be served by only one route at a time.

### Conclusion

As shown in the above cases, energy management deals with different aspects of process optimisation resulting in reduced thermal and electrical energy demand, and/or reduced costs using less expensive energy and fuel mix. Today, reliable equipment and proven technical solutions are available to ensure the efficient use of energy without jeopardising the quality and productivity of a plant. The suite of available and integrated solutions discussed in this article – VSD, Expert Optimizer and Knowledge Manager – is a perfect example of how a plant-wide automation strategy can achieve such goals. Since energy prices continue to fluctuate (tending towards an overall increase) the investment payback time is generally good. In addition, it has a positive ecological and environmental impact. All achieved while improving the bottom line. 🌍