

JUNE, 2017

Passport

Personalized PDF

Passport

Personalized PDF

Introducing your ability to share a completed Passport selection directly with your customer!

- Create a PDF from a new or existing Inquiry
- Load your logo and contact information
- Set multiplier or net pricing, depending on how you access Passport
- Provide without any pricing at all
- Save to your computer for future use

Passport

Personalized PDF

Personalized PDF can be crated from new or existing Passport inquiries

Inquiry Detail

Product Family

Belted Drives

Product Type

V-Belt

User ID

Customer Number

Sales Document Number

Date Entered

5/30/2017

Modify Inquiry

Personalized PDF

Create PDF

DODGE

Belted Drives Selection Tool

PDF TEST

Inquiries

Inquiry Number

From

3/1/2017

To

5/30/2017

Show Archived

Submit

View Inquiry

Modify Inquiry

Archive Inquiry

Personalized PDF

Create PDF

Inquiry Number	Project Name	Product Family	Product Type	User ID	Customer Number	Archived	Date Entered
Saved Inquiries (5)							
1830003196	test today	Belted Drives	V-Belt			No	3/21/2017

Passport

Personalized PDF

Load your logo and contact information

Personalized PDF

✕ Cancel 📄 Export Personalized PDF

📘 Export your personalized inquiry document to PDF with your custom pricing!

Personalize Inquiry:

☒ Upload Logo

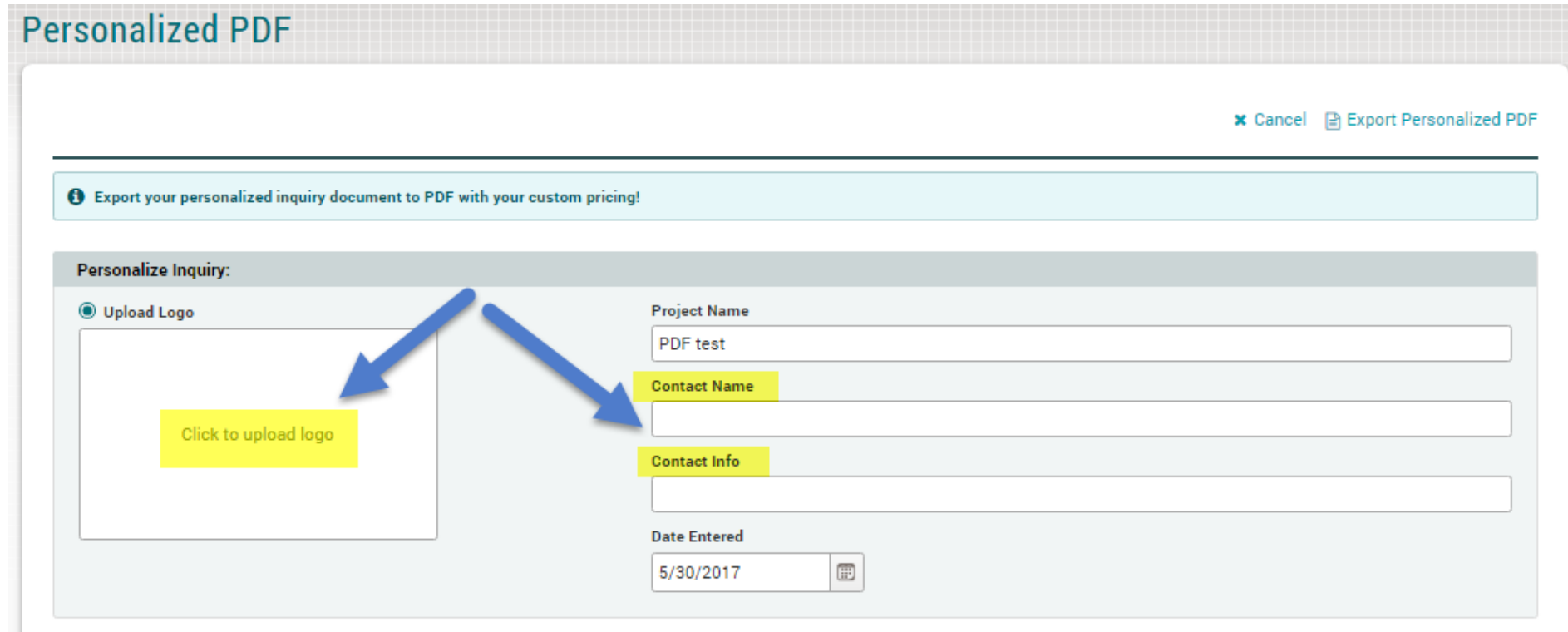
Click to upload logo

Project Name
PDF test

Contact Name

Contact Info

Date Entered
5/30/2017



Passport

Personalized PDF

Add pricing based on multiplier or a net price, or hide pricing completely

Add Custom Pricing:

Calculate Pricing

Discount Symbol	Price Group	Multiplier
D11	116	.648
D11	118	
D20	276	

Custom Price Currency ?
USD

Show

Hide


Product	Part Number	Description	Weight (lbs)	Qty	Discount Symbol	Price Group	List Price (USD)	Custom Price (USD)
Driver Sheave	455554	1B50-SDS SHEAVE	3.05	1	D11	116	34.20	22.03
Driver Bushing	120398	SDS X 1-1/8-KW BUSHING	1.30	1	D11	118	17.30	10.00 ✕
Driven Sheave	455564	1B70-SDS SHEAVE	5.10	1	D11	116	52.00	33.70
Driven Bushing	120398	SDS X 1-1/8-KW BUSHING	1.30	1	D11	118	17.30	10.00 ✕
Belt(s)	102737	BX47 BELT	0.45	1	D20	276	15.92	8.50 ✕


Passport

Personalized PDF

Once your changes are make, click “Export Personalized PDF” in upper right hand corner


Personalized PDF

 [Export Personalized PDF](#)

 Export your personalized inquiry document to PDF with your custom pricing!

Personalize Inquiry:


☒ Upload Logo



Project Name

Contact Name

Contact Info


Date Entered
 

Add Custom Pricing: ☒ Show ☐ Hide

Passport

Personalized PDF

The PDF has all your information and pricing – all reference to Passport has been removed




Belted Drives Selection Tool

Contact Name: Joe User

Contact Info: email@email.com

Date Entered: 5/30/2017



PDF TEST

Drive Requirements:

Motor Speed

Motor Power

Service Factor

Output Speed

Center Distance

Selection:

Product	Part Number	Description	Weight (lbs)	Qty.	Net Price (EUR)
Driver Sheave	455129	2-3V3.35-SH SHEAVE	1.00	1	
Driver Bushing	120355	SH X 1-1/8-KW BUSHING	0.93	1	
Driven Sheave	455138	2-3V6.50-SDS SHEAVE	6.00	1	
Driven Bushing	120398	SDS X 1-1/8-KW BUSHING	1.30		
Belt(s)	102561	3VX520 BELT		2	

pricing you added

Quantity:

Net Price:

Net Total Weight:

1

EUR

9.65 lbs

Passport

Personalized PDF

If you chose to hide pricing before exporting, the document will only contain parts and weights

Add Custom Pricing:

Show

Hide

Product	Part Number	Description	Weight (lbs)	Qty
Driver Sheave	455554	1B50-SDS SHEAVE	3.05	1
Driver Bushing	120398	SDS X 1-1/8-KW BUSHING	1.30	1
Driven Sheave	455564	1B70-SDS SHEAVE	5.10	1
Driven Bushing				
Belt(s)				

Selection:

Product	Part Number	Description	Weight (lbs)	Qty.
Driver Sheave	455554	1B50-SDS SHEAVE	3.05	1
Driver Bushing	120398	SDS X 1-1/8-KW BUSHING	1.30	1
Driven Sheave	455564	1B70-SDS SHEAVE	5.10	1
Driven Bushing	120398	SDS X 1-1/8-KW BUSHING	1.30	1
Belt(s)	102737	BX47 BELT	0.45	1

Quantity:

1

Net Total Weight:




11.20 lbs


Passport

Personalized PDF

The personalized PDF is not a part of the Passport website – it can be saved on your computer and utilized like any other standard PDF

1 / 1





Belted Drives Selection Tool

Contact Name:


Joe User

Contact Info:

email@email.com

Date Entered:

5/30/2017



PDF TEST

Drive Requirements:	Input	Actual
Motor Speed	1,800 rpm	1,800 rpm
Motor Power	5 hp	5 hp
Service Factor	1.4	1.40
Output Speed	700 - 900 rpm	923 rpm
Center Distance	15 - 21 in	18.20 in





ABB