

Applications selector

A wide range of products and features are available to suit the needs of specific hazardous locations. Consider the requirements of each space to select the best lighting fixtures:

- Average footcandles
- Average mounting height
- Lumen output required for the space
- Optics
- Type and number of units

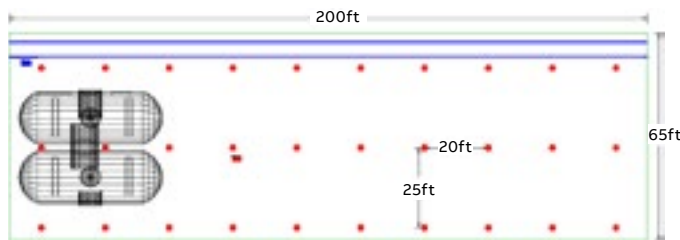
The following examples provide guidance for selecting the right fixtures according to different environments:

H3 LED



Machinery room

H3 LED		
Site	Room dimensions	200ft x 65ft
	Mounting height	25'
Photometric	AVG. Footcandle	30fc
	Reflectances	40-50-20
Product	Lumen output	20,000 lumens
	Wattage	138W
	Optics	TG – Thermal shock-resistant globe
	Part number	DL020EUNOTG
Quantity	Number of fixtures	30


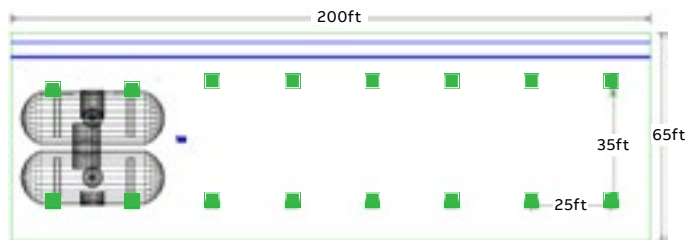


FMR LED



Machinery room

FMR LED		
Site	Room dimensions	200ft x 65ft
	Mounting height	25'
Photometric	AVG. Footcandle	30fc
	Reflectances	40-50-20
Product	Lumen output	32,000 lumens
	Wattage	312W
	Optics	CUT – Wide beam (no optics)
	Part number	FMR30-CUT-W-50-AC
Quantity	Number of fixtures	16




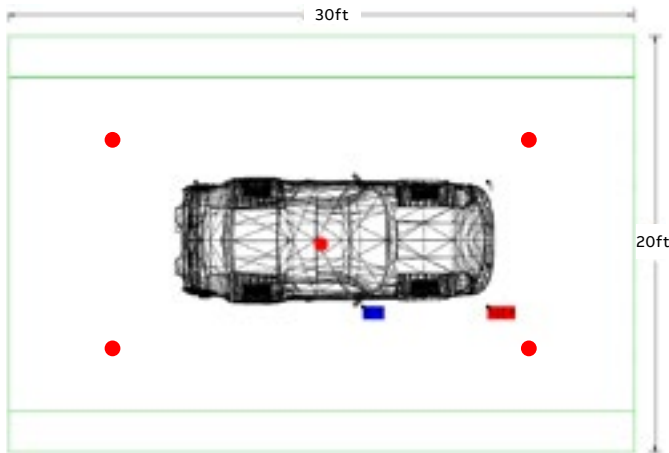
Applications selector

H3 LED



Paint booth

H3 LED		
Site	Room dimensions	30ft x 20ft
	Mounting height	16'
Photometric	AVG. Footcandle	108fc
	Reflectances	80-80-20
Product	Lumen output	20,000 lumens
	Wattage	138W
	Optics	TG – Thermal shock-resistant globe
	Part number	DL020EUNOTG
Quantity	Number of fixtures	5



FMR LED



Paint booth

FMR LED		
Site	Room dimensions	30ft x 20ft
	Mounting height	16'
Photometric	AVG. Footcandle	108fc
	Reflectances	80-80-20
Product	Lumen output	32,000 lumens
	Wattage	312W
	Optics	CUT – Wide beam (no optics)
	Part number	FMR30-CUT-W-50-AC
Quantity	Number of fixtures	3

