


Thermal overload relays

TA200DU, TA200DU-V1000



ABB's TA200DU thermal overload relays are economic electromechanical protection devices for the main circuit. They are used mainly to protect motors against overload and phase failures. Starter combinations are setup together with contactors.

TA200DU thermal overload relays are available up to 200 A in a compact size of 104 mm width. It offers reliable and fast protection for motors in the event of overload or phase failure. The device has trip class 10. Further features are the temperature compensation from -25 up to 55 °C, trip contact (NC), signal contact (NO), automatic- or manual reset selectable, trip-free mechanism, STOP function and a trip indication. The thermal overload relays are connected directly to the AF or A block contactors. Single mounting kits are available as accessory.

Product conformity & compliance

REACH (Regulation EC 1907/2006)

TA200DU/TA200DU-V1000 and related accessories were classified as articles and, during normal and reasonably foreseeable conditions of use, do not intentionally release any substance or preparation. ABB continuously undertakes communications throughout its supply chain in order to collect information about suppliers' compliance with REACH regulation.

SVHC (Regulation EC 1907/2006 REACH)

ABB continuously assesses its products for content of Substances of Very High Concern (SVHC), as included in the "Candidate List" by the European Chemicals Agency (ECHA). ABB publishes the data about the products that are having a part with SVHC in the SCIP database.

RoHS II

TA200DU/TA200DU-V1000 and related accessories are within the scope of directive 2011/65/EU (RoHS II) and amendment 2015/863, starting from July 22 2019.

WEEE

The Waste Electrical and Electronic Equipment Directive (WEEE Directive) is the European Community directive 2012/19/EU on waste electrical and electronic equipment (WEEE) which, together with the RoHS, became European law in February 2003.

Product safety

Compliance with essential health and safety requirements has been assured by compliance with the applicable product and safety standards. The validation according to the product and safety standards is carried out by third party tests laboratory (STIEE / TL030) in respect of the EN ISO/IEC 17025 European standard, according to IECCE CB scheme. CB certificate has been issued.

Standards:

- IEC/EN 60947-1
- IEC/EN 60947-4-1
- IEC/EN 60947-5-1
- IEC/EN 60079-1 *
- IEC/EN 60079-7 *
- IEC/EN 60079-14 *
- IEC/EN 60079-31 *

- UL 60947-1
- UL 60947-4-1
- UL 60947-5-1

Directives:

- EC "Low Voltage Directive" (LVD) 2014/35/EU
- EC "ATEX Directive" 2014/34/EU *

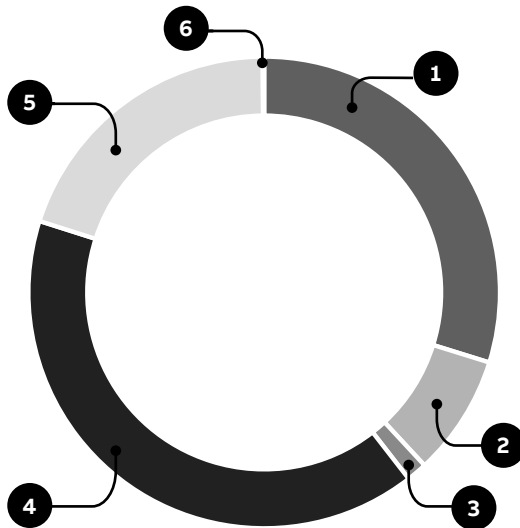
* V1000 only

Material declaration

This section outlines the material composition of TA200DU-200 as representative products for the TA200 range. The constituent materials are distributed as follows.

TA200DU-200.

The total weight of the product is 910 gr. (weight incl. mounting kit (120 gr.))

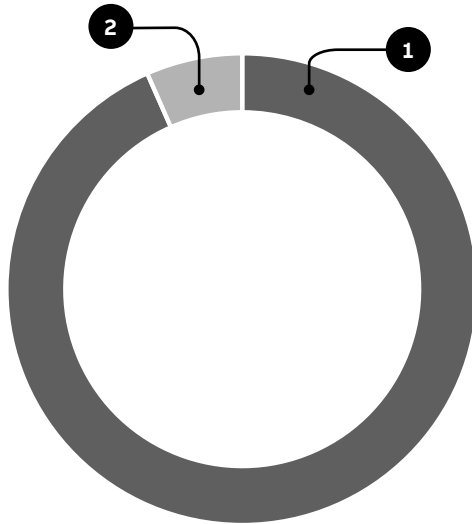


Material	% wt
1 BMC/SMC	29.8 %
2 PA	8.3 %
3 PC	1.4 %
4 Copper	40.4 %
5 Steel	20.0 %
6 Other Metal	0.1 %
TOTAL	100 %

Packaging

The tables below provide information for each packaging material used. The card box used for the product material are made of recycled fibers and are 100 % recyclables.

TA200DU packaging material composition: total weight 116 gr.



Material	% wt
1 Cardbox	93.4 %
2 Paper	6.6 %
TOTAL	100 %

Product use



Energy

Power losses for TA200DU are indicated in the following table.

Type	Power loss (W/device)
TA200DU-90	13.50
TA200DU-110	14.10
TA200DU-135	18.00
TA200DU-150	18.00
TA200DU-175	20.70
TA200DU-200	23.10
TA200DU-90-V1000	13.50
TA200DU-110-V1000	14.10
TA200DU-135-V1000	18.00
TA200DU-150-V1000	18.00
TA200DU-175-V1000	20.70
TA200DU-200-V1000	23.10

End-of-life

At the end of operating life, constituent components of TA200DU thermal overload relays have been optimized in order to reduce waste amount and increase recovery of the material. Metals and polymers contained into TA200DU thermal overload relays are characterized by high recycling rates. Most plastic parts are marked for easy sorting.

ABB STOTZ-KONTAKT GmbH
Eppelheimer Strasse 82
69123 Heidelberg, Germany

abb.com/lowvoltage

We reserve the right to make technical changes or modify the contents of this document without prior notice. With regard to purchase orders, the agreed particulars shall prevail. ABB AG does not accept any responsibility whatsoever for potential errors or possible lack of information in this document.

We reserve all rights in this document and in the subject matter and illustrations contained therein. Any reproduction, disclosure to third parties or utilization of its contents – in whole or in parts – is forbidden without prior written consent of ABB AG.
Copyright © 2022 ABB
All rights reserved