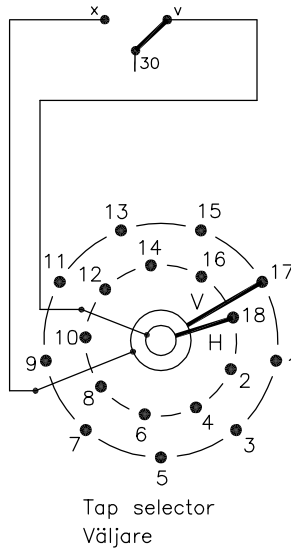
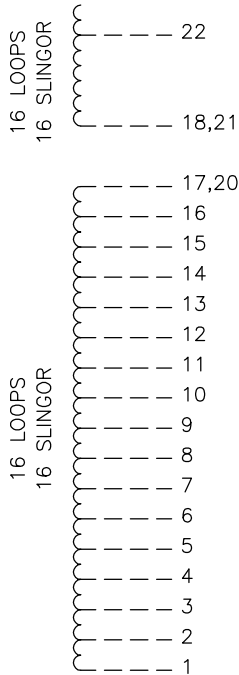
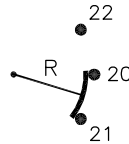


On-load tap-changer type UCGD./III, VUCGD./III, UCLD./III, VUCLD./III, UCDD./III,
 33 tap positions, coarse/fine switching.
 Max. effective No. of turns in pos. 1.
 The tap-changer is delivered set in pos. 17,
 the preceding pos. was 17A.

Lindningskopplare typ UCGD./III, VUCGD./III, UCLD./III, VUCLD./III, UCDD./III,
 33 lägen, grov/fin koppling.
 Max antal effektiva varv i läge 1.
 Lindningskopplaren levereras inställd i läge 17,
 föregående läge var 17A.



Divertes switch
 Lastkopplare



Change-over
 selector
 Grov/fin-
 omkopplare

Pos. Läge	R connects in direction R förbinder i riktning	Tap selector and diverter switch connect Väljaren och lastkopplaren förbinder
1		1-V-x
2		2-H-v
3		3-V-x
4		4-H-v
5		5-V-x
6		6-H-v
7		7-V-x
8		8-H-v
9	20-21	9-V-x
10		10-H-v
11		11-V-x
12		12-H-v
13		13-V-x
14		14-H-v
15		15-V-x
16		16-H-v
17A		17-V-x
17		18-H-v
17B		1-V-x
18		2-H-v
19		3-V-x
20		4-H-v
21		5-V-x
22		6-H-v
23		7-V-x
24		8-H-v
25	20-22	9-V-x
26		10-H-v
27		11-V-x
28		12-H-v
29		13-V-x
30		14-H-v
31		15-V-x
32		16-H-v
33		17-V-x

30

The tap-changer is shown in pos. 17,
 the preceding pos. was 17A.
 The tap selector and the change-over selector
 are seen from above.
 Contact arm V is located above contact arm H.

Lindningskopplaren visad i läge 17,
 föregående läge var 17A.
 Väljaren och grov/fin-omkopplaren sedda uppifrån.
 Kontaktarm V ligger över kontaktarm H.

Continuous lines show leads included in the
 tap-changer. Dashed lines show leads belonging
 to the cleats and leads.

Heldragna linjer visar ledare som ingår i
 lindningskopplaren. Streckade linjer visar
 ledare som tillhör anslutningsdonet.

A position with letter is a
 through position and gives
 the same voltage as the
 normal position.

Läge med bokstav är genom-
 loppsläge och ger samma
 spänning som normalläget.

Sheet	Cont
Form No.	Year Week
Dept	Year Week
Rev Ind	Revision
Accepted by qual control	Accepted for prod by
Design checked by	Drawn by
Drawing checked by	Issued by Dept Year Week

2	VUCL Added	CA	12	37
1	VUCG Added	CE	07	47
Rev Ind	Revision	Appd	Year	Week

Description (English) CONNECTION DIAGRAM		DATAORIGINAL
Description (own language) KOPPLINGSSCHEMA		File name 0369-13
Lang		Sheet 1
Revind		Cont -



Asea Brown Boveri

5492 0369-13

We reserve all rights in this document and in the information contained therein. Reproduction, use or disclosure to third parties without express authority is strictly forbidden.
 © ABB 19