

NOTES:

- WARNING:** This drawing does not illustrate completely the installation methods required for hazardous locations. Prior to any installation in a Classified Hazardous Location, verify installation methods by the Control Drawing referenced on the product's name tag and national and local codes.
- Up to 32 devices may be connected on the RS-485 buss, for up to a total combined distance of 4000 feet.
- Units must be daisy-chained; No Star Configurations.

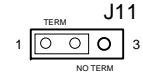
Jumper 2 to 3 on J10 for first and intermediate units.
or
If the first unit is the only unit, jumper 1 to 2 to terminate.



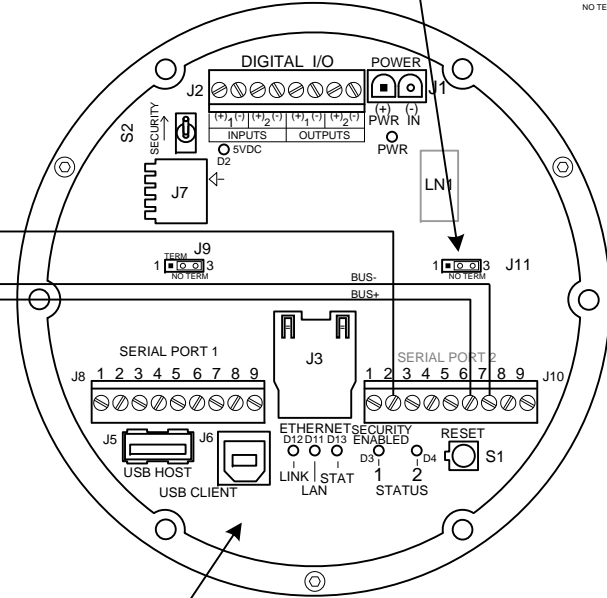
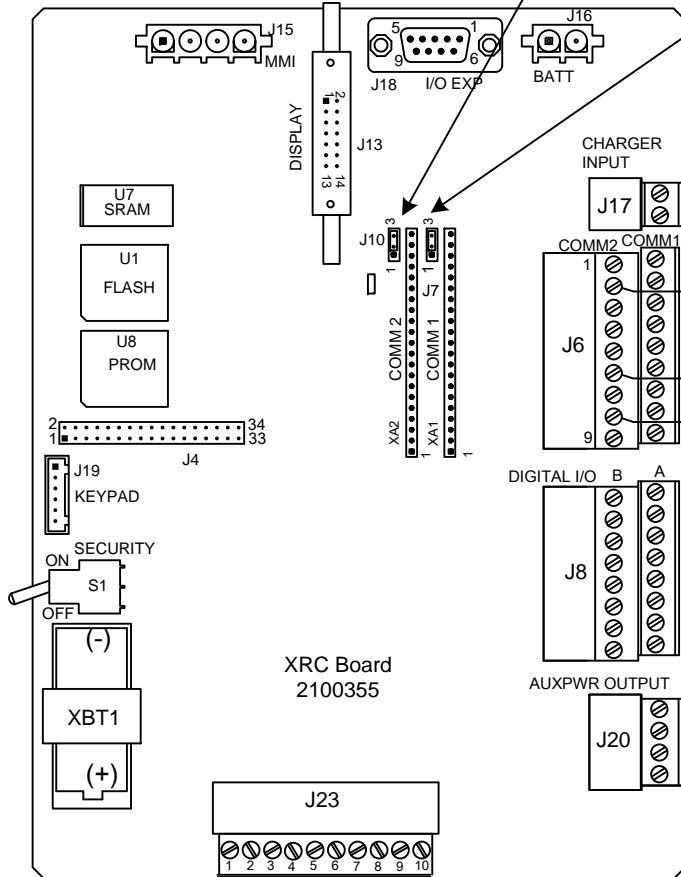
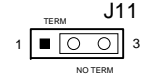
RS-485 Communications Module
Totalflow P/N 2015193-002/003

Plug in modules with smooth side of the module on the left which puts pin 1 on the bottom.

If the NGC unit is the last device on the RS-485 Bus, or if it is the only device, jumper J11 Pin-1 to Pin-2



If it is the first in a series, or a part of a series (if it is not the last device), jumper J11 Pin-2 to Pin-3



NGC Bd.
P/N 2102080

REF: N/A

	TOTALFLOW Products	ACTION L21027	DOC TYPE UD	TITLE XRC (2100355 BD) COMM2 (RS-485) TO NGC PORT2 (RS-485)	DWG NO. 2103685	REV AA	SHEET 1 OF 1