

OVR PV T1-T2 5-1500 P QS (2CTB812050R1500)

EAN: 4053546034646

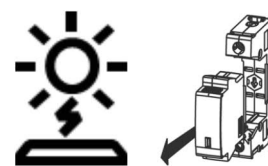


IEC 61643-31 Type 1 + type 2 SPDs for Photovoltaic applications are capable of discharging the lightning currents within an electrical system resulting from direct lightning events.

They have effective voltage protection ratings keeping damaging voltage peaks from exceeding the withstand voltages of the protected equipment.

They are typically installed inside the string/combiner boxes or inside the PV Inverter.

Additional PV SPDs may be required for an optimal protection if cable lengths between SPDs are greater than 10 meters.



Key features

Protection mode	L+ to L / L+ to G / L- to G	
Number of protected lines	2	
End of life indicator	Green = functional / Red = replace	
Technology	Thermally protected varistor	
Packing quantity	1	Piece

Electrical performances

Total Impulse discharge current	I_{total} (10/350 μ s)	5	
Impulse discharge current	I_{imp} (10/350 μ s)	5	kA
Maximal discharge current	I_{max} (8/20 μ s)	30	kA
Nominal discharge current	I_n (8/20 μ s)	20	kA
Maximal continuous operating voltage	UCPV	1500	VDC
Intended power system application (UL)	VPVDC	-	VDC
Maximal continuous operating voltage	MCOV	-	VDC
Voltage protection level	U_p +/-, +/-G, -/G	5	kV
Voltage protection rating(UL)	VPR VPK	-	kV
Surge circuit current rating	I_{scpv}	11	kA
Surge circuit current rating(UL)	SCCR	-	kA
Back up protection	Not needed up to I_{scpv}		
Leakage current	I_{cpv} , I_{pc}	50	μ A
Leakage current (UL)	I_q	-	μ A
Response time		< 25	ns

Mechanical features

Dimensions	L x W x D	95 x 54 x 86	mm
Max. Solid/ Stranded wire (max)		35 / 25	mm ²
Stripping length		12,5	mm
Tightening torque		4.5	Nm
Maximal altitude		4000	m
Operating temperature		-40 to +85	°C
Relative humidity		95 (non condensing)	%HR
Degree of protection		IP 20	
Enclosure material rating and color		UL 94 V-0 / Grey RAL 7035	
Weight		488	g

Replacement cartridge

Product ID / Model no	OVR PV T1-T2 5-1500 C QS	2CTB812052R1500
Product ID / Model no		

Auxiliary contact (TS)

Contacts information	
Min. & Max load	
Connection cross-section max	mm ²
Tightening torque	Nm
Stripping length	mm

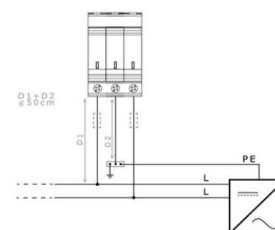
T Type 1 + type 2

I_{total} : 5 kA (I_{max} : 30 kA)

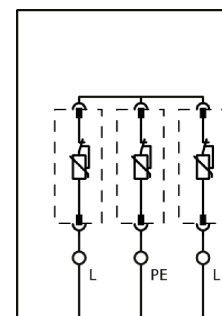
U_p < 5 kV

EN 50539
IEC 61643-31

Installation wiring



Internal diagram



Physical dimensions

