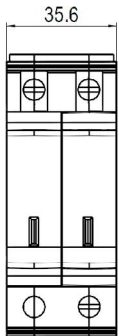
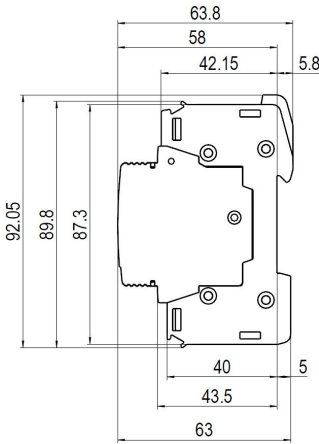




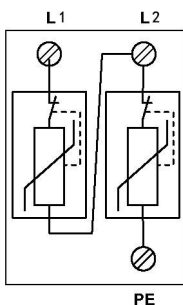
OVR BT2 2 20-75 P
 Order code : 2TAM 1020 00 R 31 00
 EAN code : 6 940 342 27451 3



OVR BT2 2 20-75 P



Overall dimensions (in mm)



Operating diagram

Pluggable Unit

Electrical characteristics

Types of networks		LV
Number of poles		2
Type / test class		T2 / II
Type of current		A.C./D.C.
Nominal voltage Un	V	57
Maximal continuous operating voltage U _c (L1-PE / L2-PE)	V	150/75
Voltage protection level U _p at I _n (L1-PE / L2-PE)	kV	1.0 / 0.5
Voltage protection level U _{res} at 3 kA (L1-PE / L2-PE)	kV	0.75 / 0.35
Voltage protection level U _{res} at 5 kA (L1-PE / L2-PE)	kV	0.8 / 0.4
Nominal discharge current I _n (8/20)	kA	10
Maximal discharge current I _{max} (8/20)	kA	20
TOV withstand U _t	V	N/A
Follow current I _f	A	None
Response time	ns	25
Operating current I _c	mA	< 1
Short circuit withstand I _{cc}	kA	50
Degree of protection		IP 20
Disconnector		
Curve C Circuit breaker	A	<125
gG - gL fuse	A	<125

Mechanical characteristics

Wire range		
Solid wire	mm ²	2.5...25
Stranded wire	mm ²	2.5...16
Stripping length	mm	12.5
Tightening torque	Nm	2
Overall dimensions		
Length	mm	64
Width	mm	36
Height	mm	93
Integrated thermal disconnecter		Yes
State indicator		Yes
Safety reserve		No
TS remote indicator		No
Contact complement		/
Minimal load		/
Maximal load		/
Connection cross section	mm ²	/

Miscellaneous characteristics

Stocking temperature	°C	- 40 to +80
Operating temperature	°C	- 40 to +80
Maximal altitude	m	2000
Weight	g	200
Color of Housing		PC grey RAL 7035
Fire resistance according to UL 94		V0
Reference standards		GB 18802.1 / IEC 61643-1

Replacement cartridges

OVR BT2 20-75 C	2TAM 1010 00 R 31 00
-----------------	----------------------