

ABB monitoring and communications

VSN700 Data Logger

VSN700-01/ VSN700-03/VSN700-05



The high-performance VSN700 Data Logger provides simple and quick commissioning with device discovery and automatic IP addressing as well as remote management features.

01

01
VSN700 Data Logger

This SunSpec compliant datalogger records data and events from inverters, energy meters, weather stations, and other photovoltaic plant devices*, and acts as an Internet gateway to send the data securely and reliably to the Aurora Vision® Plant Management Platform for performance monitoring, condition monitoring and data reporting.

Three performance levels

The VSN700 Data Logger is available in three performance levels to fit anyone's budget and functionality:

VSN700-01 Data Logger is available to those residential customers who only need to monitor up to five (5) single-phase inverters*.

VSN700-03 Data Logger is a cost-optimized logger for small commercial installations with up to ten (10) single and three-phase string inverters* and one weather station (VSN800 Weather Station).

VSN700-05 Data Logger provides both customer data management and inverter command and control for commercial and utility PV system operation, as well as SCADA integration.

Highlights

All VSN700 Data Logger models include:

- Data management system with serial and Ethernet ports for data and event logging
- Quick installation and fast plug and play commissioning with device discovery mechanism
- Network Provisioning with dynamic IP addressing (DHCP client and server)
- Reliable and secure transmission of operational data to Aurora Vision® Plant Management Platform
- Remote configuration and management capabilities, including firmware upgrades over the Internet using Plant Portfolio Manager
- Simple end-user UI using Plant Viewer

VSN700-05 Data Logger (Max) includes the following additional functionalities:

- No software limitation on number of devices logged
- Modbus TCP server using SunSpec compliant Modbus maps for easy SCADA system integration, data collection, and inverter command execution
- Support for most ABB inverters, meters, smart combiners and weather stations*

* Please refer to the document "Accessories compatibility matrix" available at www.abb.com/solarinverters for information on the compatible models and/or devices.

ABB monitoring and communications

VSN700 Data Logger

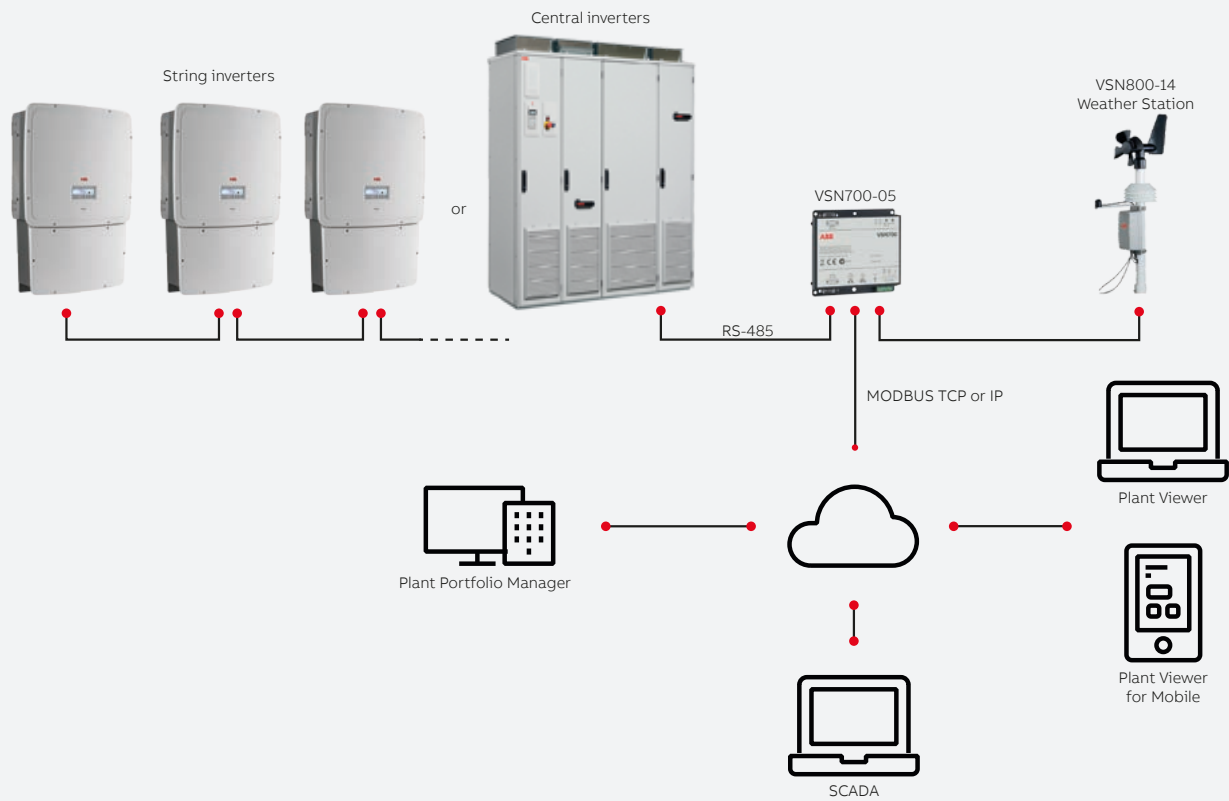


Technical data and types

| | |
|---|--|
| Type code | VSN700 Data Logger |
| Communication interfaces | |
| Serial port interface | (2) RS-485 + (2) RS-232 |
| Maximum devices per serial port | Physical limitation of 32 (reduced by poll rate, inverter data set size and logger type) |
| Fieldbus cable | RS-485 Shielded Twisted Pair. Recommend Belden # 1120A cable or # 3106A for 3 conductors |
| Ethernet port 0 | Firewall protected Ethernet WAN port for Internet connection |
| Ethernet port 1 | Local LAN with static IP address |
| Ethernet connections | RJ-45 Ethernet 10/100 base-T (LAN/WAN) |
| Communication protocols | |
| Plant fieldbus protocols | Aurora Protocol, Modbus RTU (SunSpec) |
| LAN/WAN protocols | HTTP, DHCP, SSL, SSH, XML |
| Data logging specifications | |
| Data sampling rate | High frequency data sampling (less than 1 minute average) |
| Local storage | Log data for 30 days based on 15-minute intervals (Days logged may be reduced by intervals shorter than 7 minutes) |
| Upgradeability | Field upgradable over the Internet or locally via USB memory stick |
| Power supply | |
| AC power supply input | 100 - 240 VAC |
| DC power supply output | 12 VDC, 1 A |
| Environmental parameters | |
| Ambient temperature range | Logger only -40°F to 185°F (-40°C to 85°C); power supply 32°F -104°F (0°C-40°C) |
| Environmental protection | IP20 |
| Relative humidity | < 85% Non-condensing |
| Mechanical parameters (per unit) | |
| Dimensions (H x W x D) | 133 mm x 132 mm x 31 mm (5,2" x 5.1" x 1,2") |
| Weight | 0.91 kg (2 lbs) |
| Mounting system | Screws through flanges |
| Warranty | |
| Standard warranty | Two years |
| Accessories | |
| VSN-MGR-DIN | Din rail mount kit to mount logger on a din rail |
| VSN800-12 | Weather Station with sensors: ambient temperature, panel temperature, global irradiance |
| VSN800-14 | Weather Station with sensors: ambient temperature, panel temperature, global irradiance, plane of array irradiance, wind speed and direction |
| Compliance | |
| Emissions | FCC Part 15 Class B, CISPR 22, EN 55022 conducted and radiated emission, EN55024 |

Remark. Features not specifically listed in the present data sheet are not included in the product

Commercial and utility application with VSN700-05






VSN700 Data Logger model comparison

| Type code | VSN700-01 | VSN700-03 | VSN700-05 |
|--------------------------------|---------------------------------|---|---|
| Logging real-time power values | 15-minute intervals only | 1, 3, 5, 15 minute configurable intervals | 1, 3, 5, 15 minute configurable intervals |
| Modbus/TCP server | No | No | Yes |
| Inverter control commands | No | No | Yes |
| Devices supported | 5 x ABB single-phase inverters* | 10 x all ABB string inverters* 1 x VSN800-XX Weather Station | All ABB inverters* Other ABB devices and third-party devices (Consult latest supported list) |

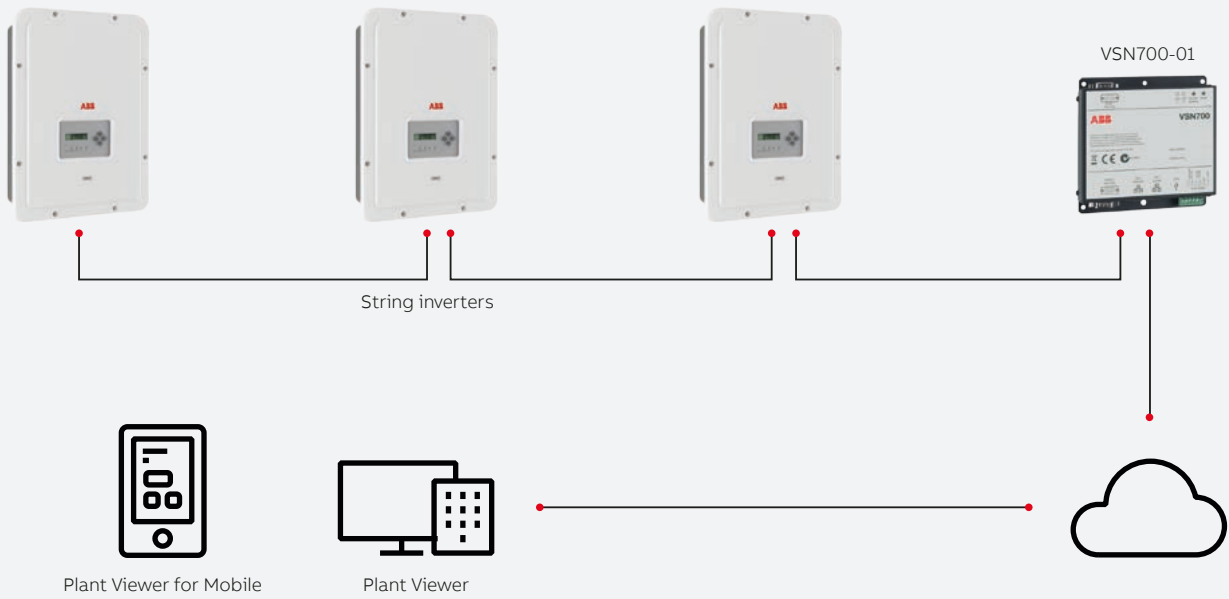
* Please refer to the document "Accessories compatibility matrix" available at www.abb.com/solarinverters for information on the compatible models and/or devices.

VSN700 Data Logger Accessories

| | | |
|-------------|--|---|
| VSN-MGR-DIN | Din rail kit to mount logger on a din rail |  |
| VSN800-12 | Weather station with sensors: ambient, panel, global irradiance |  |
| VSN800-14 | Weather station with sensors: ambient, panel, global irradiance, plane of array irradiance, wind speed and direction |  |

* Please refer to the document "Accessories compatibility matrix" available at www.abb.com/solarinverters for information on the compatible models and/or devices.

Residential application with VSN700-01



For more information please contact your local ABB representative or visit:

www.abb.com/solarinverters
www.abb.com

We reserve the right to make technical changes or modify the contents of this document without prior notice. With regard to purchase orders, the agreed particulars shall prevail. ABB AG does not accept any responsibility whatsoever for potential errors or possible lack of information in this document.

We reserve all rights in this document and in the subject matter and illustrations contained therein. Any reproduction, disclosure to third parties or utilization of its contents – in whole or in parts – is forbidden without prior written consent of ABB AG. Copyright© 2019 ABB
All rights reserved

