

DRAWING NUMBER

SPWD079A

DO NOT SCALE



ISS	DATE	CHANGE	APPROVAL	ZONE
A	3/06/2016	ORIGINAL ISSUE		

A

B

C

D

E

F

A

B

C

D

E

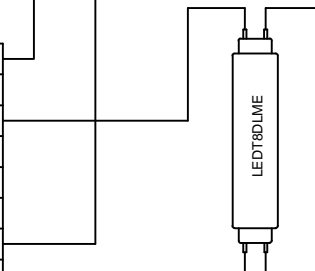
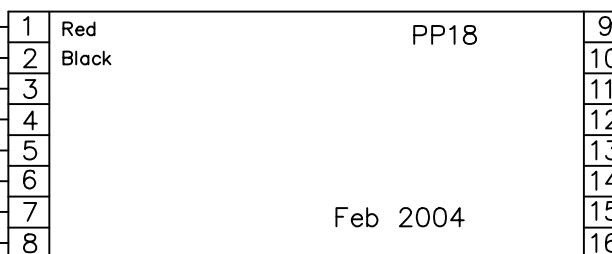
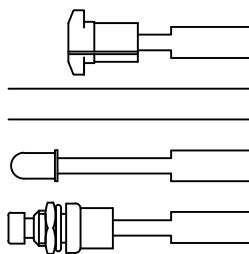
F

240V AC 50Hz

SWITCHED ACTIVE NEUTRAL

Fuse Terminal Block

BATTERY PLUG
ACTIVE
240Vac NEUTRAL
LED
TEST SWITCH



BATTERY CONNECTION NOT SHOWN

NOTES:

1. Wiring status: Tested. The power pack has been wired up and tested to confirm functional compatibility.
2. This wiring diagram is provided in good faith and the best of our knowledge at the time of publication. Thomas and Betts does not give any warranty or representation as to the accuracy, reliability or completeness of the information. Thomas and Betts shall not be liable for any loss or damage arising in any way from or in connection with any information provided or omitted, or from anyone acting or refraining to act in reliance on this information.
3. Changes to ballast specification by the manufacturer are beyond our control and may cause adverse effect on the performance, EMC issue and compatibility issue. Consult Thomas and Betts for further advise.

DRAWN	G.K.Grover	Thomas&Betts <small>A Member of the ABB Group</small>		
CHECKED	-----	<small>ABN 62074810898 23A NYRANG ST, LIDCOMBE NSW 2141 AUSTRALIA</small>		
APPROVED	G.K.Grover	TITLE Wiring diagram using PP18 using T&B LED TUBE Part No.15-10022 wired as Maintained		
DATE:	3/06/16	USED ON	DRAWING NUMBER	SHEET SIZE
			SPWD079A	A3
DRAWING STD AS 1100		SCALE N.T.S.	SHEET 1 OF 1	

1

2

3

4

5

6

7

8