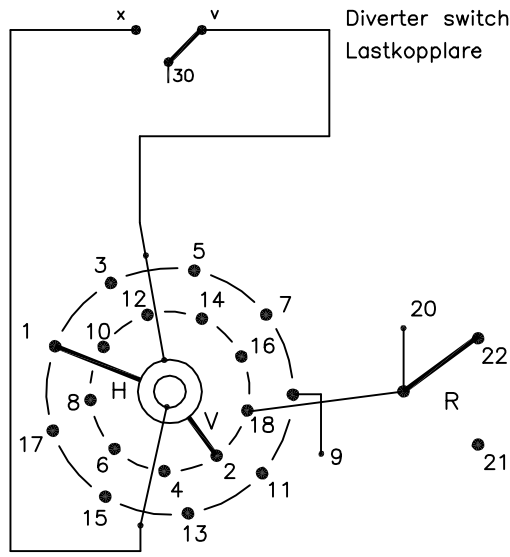
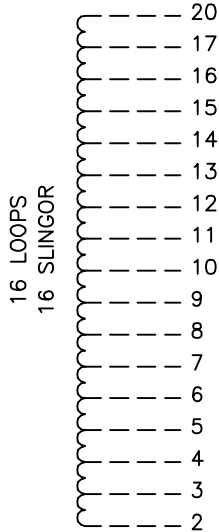
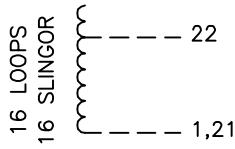


On-load tap-changer type VUCGD./C and UCGD./C 33 tap positions, coarse/fine switching.
 Min. effective No. of turns in pos. 1.
 The tap-changer is delivered set in pos. 17, the preceding pos. was 17A.

Lindningskopplare typ VUCGD./C och UCGD./C, 33 lägen, grov/fin koppling.
 Min antal effektiva varv i läge 1.
 Lindningskopplaren levereras inställd i läge 17, föregående läge var 17 A.



Diverter switch
Lastkopplare

Tap selector
Väljare

Change-over selector
Grov/fin-omkopplare

The tap-changer is shown in pos. 17, the preceding pos. was 17A.
 The tap selector and the change-over selector are seen from above.
 Contact arm H is located above contact arm V.

Lindningskopplaren visad i läge 17, föregående läge var 17A.
 Väljaren och grov/fin-omkopplaren sedda uppifrån.
 Kontaktarm H ligger över kontaktarm V.

Continuous lines show leads included in the tap-changer. Dashed lines show leads belonging to the cleats and leads.

Heldragna linjer visar ledare som ingår i lindningskopplaren. Streckade linjer visar ledare som tillhör anslutningsdonet.

Pos. Läge	R connects in direction R förbinder i riktning	Tap selector and diverter switch connect Väljaren och lastkopplaren förbinder
1		18-V-x
2		17-H-v
3		16-V-x
4		15-H-v
5		14-V-x
6		13-H-v
7		12-V-x
8		11-H-v
9	20-22	10-V-x
10		9-H-v
11		8-V-x
12		7-H-v
13		6-V-x
14		5-H-v
15		4-V-x
16		3-H-v
17A		2-V-x
17		1-H-v
17B		18-V-x
18		17-H-v
19		16-V-x
20		15-H-v
21		14-V-x
22		13-H-v
23		12-V-x
24		11-H-v
25	20-21	10-V-x
26		9-H-v
27		8-V-x
28		7-H-v
29		6-V-x
30		5-H-v
31		4-V-x
32		3-H-v
33		2-V-x

30

A position with letter is a through position and gives the same voltage as the normal position.

Läge med bokstav är genomloppsläge och ger samma spänning som normalläget.

Sheet	Cont
Year	Week
Dept	
RevInd	RevInd
Design checked by	Design checked by
Drawn by	Form No.

-	-	-	-	-
Rev Ind	Revision	Appd	Year	Week

Accepted by qual control L Öberg	Accepted for prod by M Häggmar	Description (English) CONNECTION DIAGRAM	DATAORIGINAL
Design checked by H Sundberg	Drawn by C Arnborg	Description (own language) KOPPLINGSSCHEMA	File name 0378-13
Drawing checked by P Sundqvist	Issued by Dept CO/TKD 09	Year 37	Lang Sheet 1
Asea Brown Boveri			RevInd Cont -

5492 0378-13

We reserve all rights in this document and in the information contained therein. Reproduction, use or disclosure to third parties without express authority is strictly forbidden. ABBG9