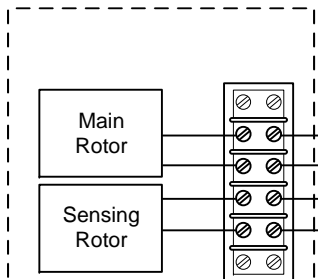


NOTES:

- WARNING:** This drawing does not illustrate completely the installation methods required for hazardous locations. Prior to any installation in a Classified Hazardous Location, verify installation methods by the Control Drawing referenced on the product's name tag and national and local codes.

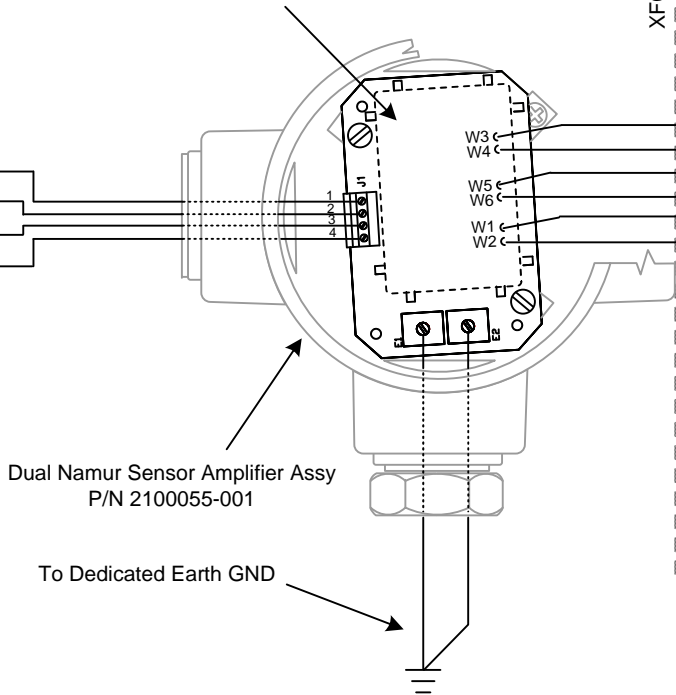
Equimeter Auto-Adjust Turbo Meter
Model AAT- ()



Equimeter Connector MS3102A
Mates w/MS3106, MS3107 &
MS3108 Plugs.

NOTE: For a single sensor, connect to J1-1 and J1-2 on the sensor side, plus W1 through W4 to the XFC, as shown in the diagram, above.

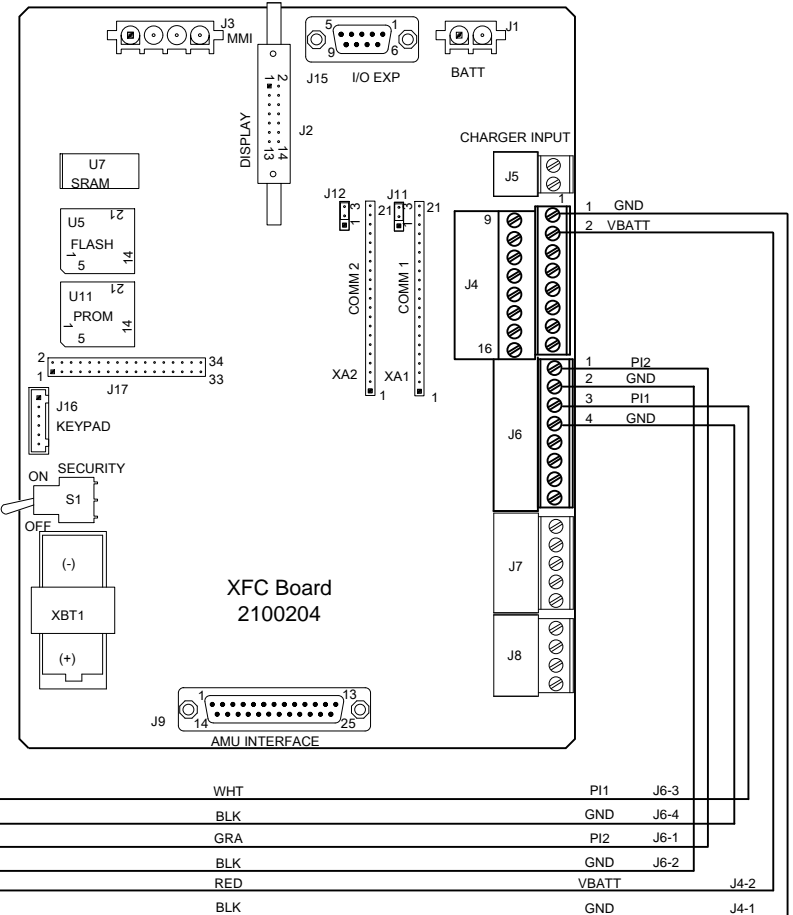
Dual Namur Sensor Amplifier Bd.
P/N 2100054-001



Dual Namur Sensor Amplifier Assy
P/N 2100055-001

To Dedicated Earth GND

XFC Series Enclosure



REF: 2100075-WI

ABB	TOTALFLOW Products	ACTION -	DOC TYPE UD	TITLE DUAL NAMUR SENSOR TO XFC (2100204 BD)	DWG NO. 2102986	REV AB	SHEET 1 OF 1