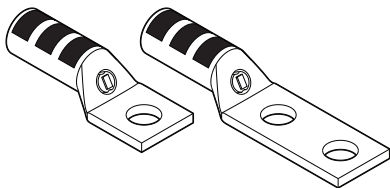


INSTALLATION INSTRUCTIONS

RFID enabled aluminum Smart® lugs

Cable size: 1/0 AWG to 600 KCMIL

Color-Keyed®



IMPORTANT

Read and understand all instructions and safety information in this instruction sheet before use. Be aware of proper usage and potential hazards.



1.0 General Information:

- Designed for use with dieless Smart® Tool+
- Color coded for use with conventional tools and dies
- Made of high conductivity aluminum with tin plating
- Lug barrel pre-filled with oxide inhibiting compound
- UL and CSA listed for copper code conductor and aluminum code conductor (see table page 2)
- Maximum temperature rating 90°C

2.0 Installing instructions:

1. Strip insulation from conductor to length shown in table (on reverse side). Do not nick or cut conductor strands.
2. **Smart Tool+:** Scan RFID enabled lug with Smart® Tool+ to set tool compression parameters.
3. Remove plastic cap from end of lug barrel.

4. Smart® tool. Fully insert stripped conductor into lug. Insert lug into tool head and compress at barrel midpoint. Refer to tool instruction manual for additional operational details.
5. **Conventional tools:** Insert stripped conductor fully into lug. Place lug between dies and compress between markings. For multiple compressions begin at markings nearest tongue (see Figure 1)

3.0 Important note:

- Crimped lugs must be securely bolted to electrical equipment. Expansion & contraction due to temperature changes will affect the tension of the connection. Use a T&B® Belleville compression washer to compensate for temperature changes.

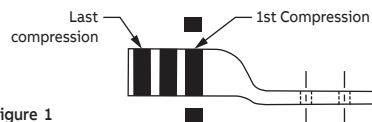


Figure 1

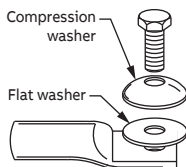
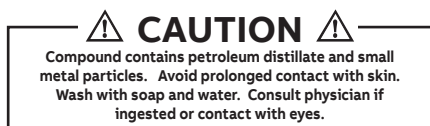


Figure 2

To Install: Tighten bolt until compression washer is flat.

Part no.	Bolt size	Max O.D.
60800	1/4	1 1/16
60801	5/16	1 3/16
60802	3/8	1
60803	1/2	1 3/16
60804	5/8	1 1/2

Product selection - Aluminum lugs					Conventional tools				
Smart® Tool +									
Part no:		Cable size copper or Aluminum CODE ONLY	Strip length (inches)	Tool setting	Number of compression BTRF-37C16A Smart® Tool +	Number of compressions			
One hole lug	Two hole lug					Color code	Hex die code	Hydraulic tool	
							6 ton	12, 14, 15 ton	
60132RF	60230RF	1/0 AWG	1¼	Smart® Lug 1/0 AWG Al	1 compression required for Aluminum Conductor Additional compressions acceptable	Tan	50	3*	2
60138RF	60238RF	2/0 AWG	1¼	Smart® Lug 2/0 AWG Al		Olive	54	3*	2
60144RF	60244RF	3/0 AWG	1¾	Smart® Lug 250 KCMIL Al		Ruby	60	3*	2
60150RF	60250RF	4/0 AWG	2	Smart® Lug 4/0 AWG Al		White	66	4*	2
60156RF	60256RF	250 kcmil	2¼	Smart® Lug 250 KCMIL Al		Red	71	4*	2
60162RF	60262RF	300 kcmil	2¼	Smart® Lug 300 KCMIL Al	2 compressions required for Copper Conductor Additional compressions acceptable	Blue	76	4*	2
60165RF	60267RF	350 kcmil	2¾	Smart® Lug 350 KCMIL Al		Brown	87	4*	4*
60168RF	60269RF	400 kcmil	2¾	Smart® Lug 400 KCMIL Al		Green	94	4*	4*
60171RF	60273RF	500 kcmil	2¾	Smart® Lug 500 KCMIL Al		Pink	99	-	4*
60174RF	60275RF	600 kcmil	2¾	Smart® Lug 600 KCMIL Al	Black	106	-	4*	

Note: Product must be installed in accordance with applicable national and local electrical codes.

* Indicates number of compressions using half width dies.

WARRANTY: ABB Inc. sells this product with the understanding that the user will perform all necessary tests to determine the suitability of this product for the user's intended application. ABB Inc. warrants that this product will be free from defects in materials or workmanship for a period of two (2) years following the date of purchase. Upon prompt notification of any warranted defect, ABB Inc. will, at its option, repair or replace the defective product. Misuse, misapplication or modification of ABB Inc. Products immediately voids all warranties.

Limitations and Exclusions: THE ABOVE WARRANTY IS THE SOLE WARRANTY CONCERNING THIS PRODUCT, AND IS IN LIEU OF ALL OTHER WARRANTIES EXPRESS OR IMPLIED, INCLUDING BUT NOT LIMITED TO ANY IMPLIED WARRANTY OF MERCHANTABILITY OR FITNESS FOR A PARTICULAR PURPOSE, WHICH ARE SPECIFICALLY DISCLAIMED. LIABILITY FOR BREACH OF THE ABOVE WARRANTY IS LIMITED TO COST OF REPAIR OR REPLACEMENT OF THE PRODUCT, AND UNDER NO CIRCUMSTANCES WILL ABB Inc. BE LIABLE FOR ANY INDIRECT, SPECIAL, INCIDENTAL OR CONSEQUENTIAL DAMAGES.

ABB Inc.
Electrification products
Memphis, Tennessee
USA

We reserve the right to make technical changes or modify the contents of this document without prior notice. With regard to purchase orders, the agreed particulars shall prevail. ABB Inc. Corp. does not accept any responsibility whatsoever for potential errors or possible lack of information in this document.

We reserve all rights in this document and in the subject matter and illustrations contained therein. Any reproduction, disclosure to third parties or utilization of its contents – in whole or in parts – is forbidden without prior written consent of ABB Inc. Copyright © 2018 ABB Inc. All rights reserved.