








SELECTION GUIDE

Steel City[®] floor boxes, poke-through systems and access floor modules (AFMs)






Floor boxes



Flush service floor boxes — outlets at floor level

	Description
	<p>600 series Round, cast iron Tile flange included P60 series carpet flanges P60 series covers</p>
	<p>68 series Round, stamped steel Tile flange included P60 series carpet flanges P60 series covers</p>
	<p>68P series Round, non-metallic 68-PAR adjusting ring 68P-FL series tile flanges P60 series carpet flanges P60 series covers 68R recessed covers</p>
	<p>640 and 840 series Rectangular, cast iron Tile flanges included P64 series carpet flanges P64 series covers Up to 2" conduit Up to 4-gang</p>
	<p>740 series Rectangular, stamped steel 640P series tile and carpet flanges P64 series covers Up to 3-gang</p>
	<p>60 series Rectangular, stamped steel For wood sub-floors P64 series carpet flanges P64 series covers</p>
	<p>640P series Rectangular, non-metallic 640P series tile and carpet flanges P64 series covers Up to 3-gang</p>








Floor boxes and AFMs

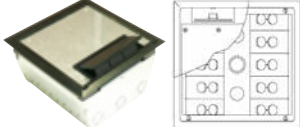


Concealed service floor boxes — outlets below floor level

	Description
	<p>663 series 2 compartment P62-TAR adjusting ring and tile flange P60 series carpet flanges P60-3B and P62 series covers</p>
	<p>664 series 2 compartment 664 series covers (tile and carpet) 664-CI: cast iron 664-S: shallow 2 7/8" height</p>
	<p>665 series 4 compartment 665 series covers (tile and carpet) 665-CI: cast iron</p>

	Description
	<p>668 series 4 compartment 668 series covers (tile and carpet) 668 series tile flanges Shallow 2 1/2" height</p>
	<p>667 series 4 compartment 667 series covers (tile and carpet) 1 compartment = 2 gangs</p>




Access floor modules (AFMs) for raised floors

	Description
	<p>AFM-2 series 2 compartment</p>
	<p>AFM-4 series 3 compartment</p>
	<p>AFM-6 series</p>
	<p>AFM-6 3 compartment</p>
	<p>AFM-6S2 4 compartment 2 1/2" depth for shallow raised floors</p>
	<p>AFM-6V 2 compartment Accepts standard wall plates for data jacks</p>
	

	Description
	<p>AFM-8 series 10 compartment</p>
	<p>GAB series GAB-4 and GAB-6: cast iron GAB-8: stamped steel For use with: AFM-4, AFM-6 and AFM-8 in concrete applications</p>
	<p>GAB-8</p>

Poke-through systems

Poke-through systems — Flush service

Series	Description
FPT4 	4" Core 4 power + 4 communication outlets Also "2 + 6" or 8 communications Brass or aluminum cover
FPT3 	3" Core Duplex receptacle + 2 communication outlets Brass or aluminum cover
FPT 	3" Core Duplex receptacle Brass, aluminum or non-metallic cover

Poke-through systems — Furniture feed

Series	Description
FFPT4 	4" Core ¾" hub for power and 1¼" hub for communications Brass or aluminum cover
FFPT3 	3" Core Concentric 2" and 1¼" hub for power or communications Brass or aluminum cover
FPT 	3" Core (2) ½" hubs and (1) ¾" hub for power and/or communication Non-metallic cover

Poke-through systems — Pedestal

Series	Description
FPT 	3" Core 2 compartment or 4 compartment Aluminum cover