

NOTES:

1. Prior to any installation in a classified hazardous location, verify installation methods by the Control Drawing referenced on the product's name tag.
2. Maximum length of RS422 bus is 4000 Ft. @9600 baud using Totalflow cable P/N 2011648-001 or equivalent.
3. To access termination board, remove I.S. Junction Box front cover.

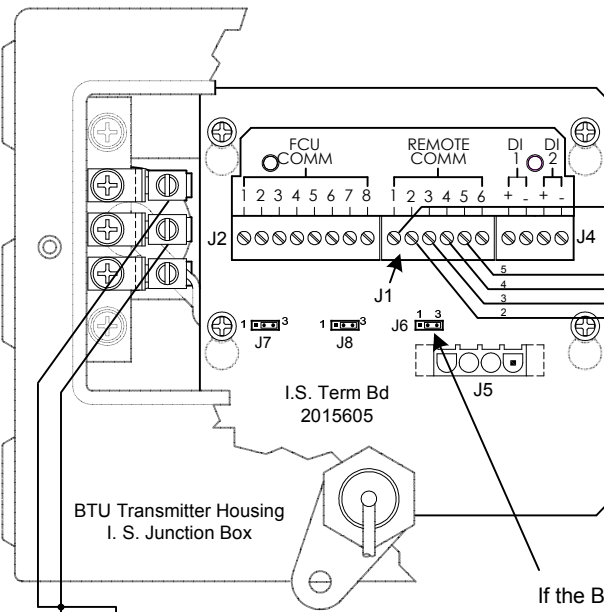
Hazardous Area

Non-Hazardous Area

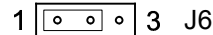
Sealed Conduit Fittings
Or
Approved Cable Fittings

Totalflow Cable P/N 2011648-001
Or
Use 20 AWG shielded wire, 22 pF/ft,
14 OHMs/1000 ft

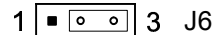
Communications Module
Totalflow P/N 2015193



If the BTU Transmitter is the last device on the RS-485 Bus, or if it is the only device, jumper J6 Pin-1 to Pin-2.

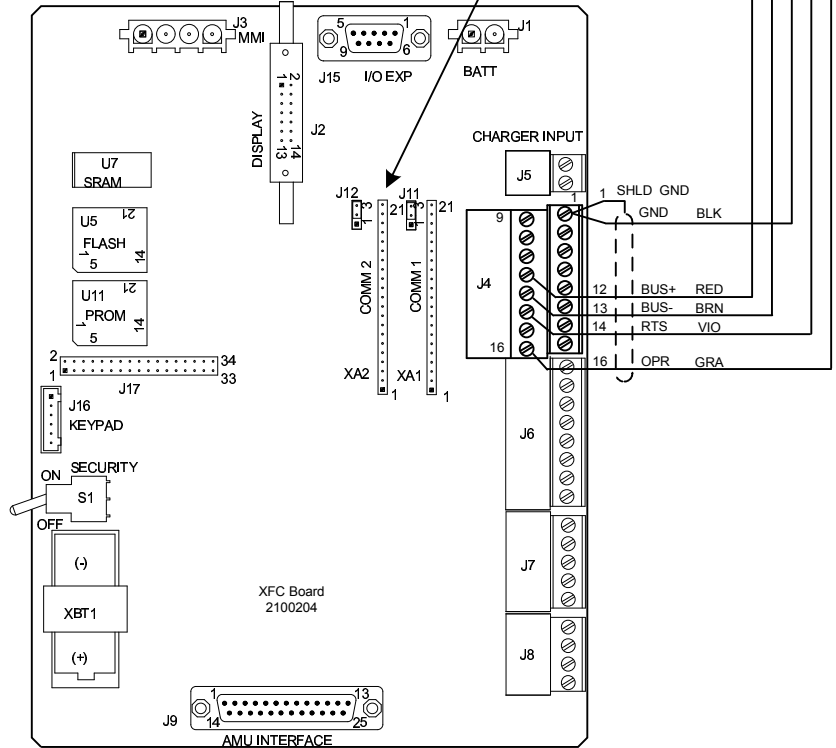


If it is not the last device, jumper J6 Pin-2 to Pin-3 (Pin-1 is on the left, when viewing the I.S. Board).



4. Redundant Ground Wires per ISA RP 12.6 Wires Must be GRN 12 AWG. Ground Electrode per CEC C22.1 10-700 or NEC 250-81

Enclosure



REF: N/A

	TOTALFLOW Products	ACTION L19054	DOC TYPE UD	TITLE BTU8000 REMOTE COMM TO XFC (2100204 BD) COMM 2 (RS-485)	DWG NO. 2102885	REV AA	SHEET 1 OF 1