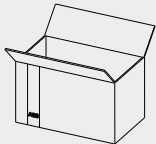
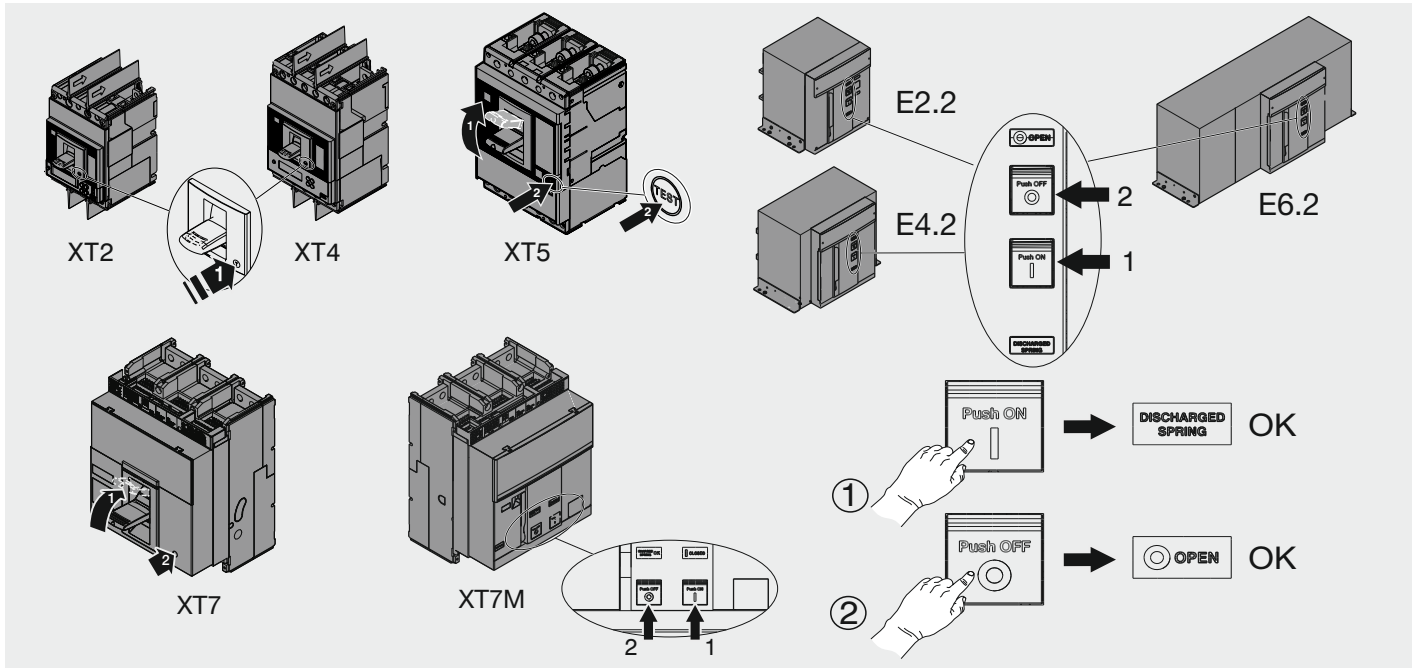


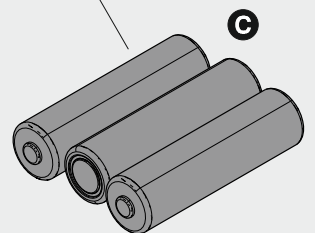
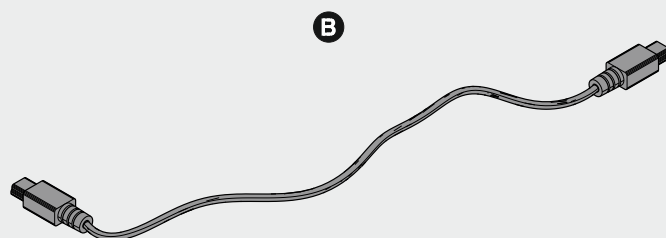
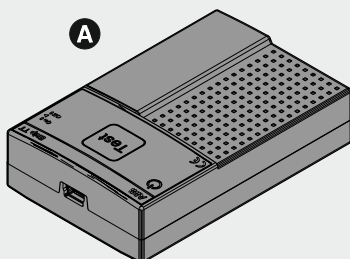
SACE Emax 2 - Tmax XT

Ekip TT - E1.2-E2.2-E4.2-E6.2-XT2-XT4-XT5-XT7-XT7M

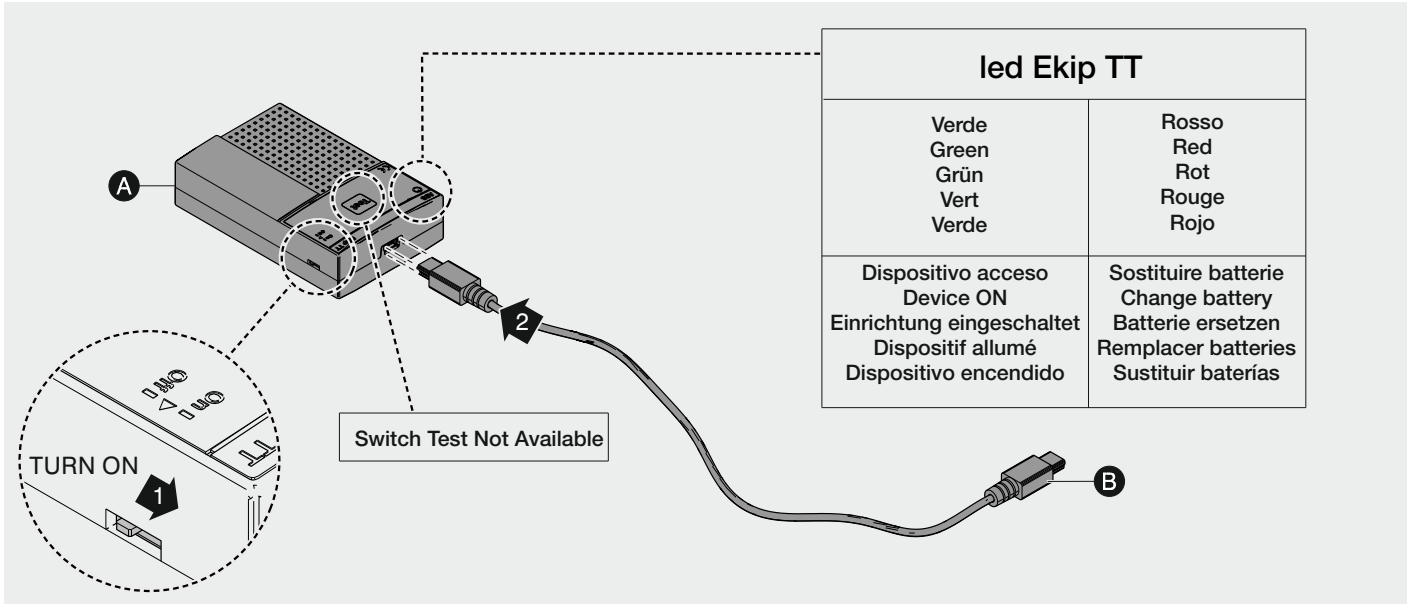
E1.2 - E2.2 - E4.2 - E6.2 - XT2 - XT4 - XT5 - XT7 - XT7M



- Contiene 3 batterie alcaline tipo AAA 1.5V 1150mAh
Per la sostituzione:
Nome produttore: GP BATTERIES
Numero d'ordine: GP24A o similare
- Contains 3 alkaline batteries size AAA 1.5V 1150mAh
For replacement use:
Manufacturer Name: GP BATTERIES
Ordering Number: GP24A or similar
- Enthält 4 alkalischen Batterien AAA 1.5V 1150mAh.
Für die Austausch:
Name Hersteller: GP BATTERIES
Bestellnummer: GP24A oder ähnliches
- Contient 3 batteries alcalin taille AAA 1.5V 1150mAh
Pour le remplacement:
Nom fabricant: GP BATTERIES
Numéro de la commande: GP24A ou semblable
- Contiene 3 baterías alcalino tamaño AAA 1.5V 1150mAh
Para la sustitución:
Nombre fabricante: GP BATTERIES
Número de pedido: GP24A o similar

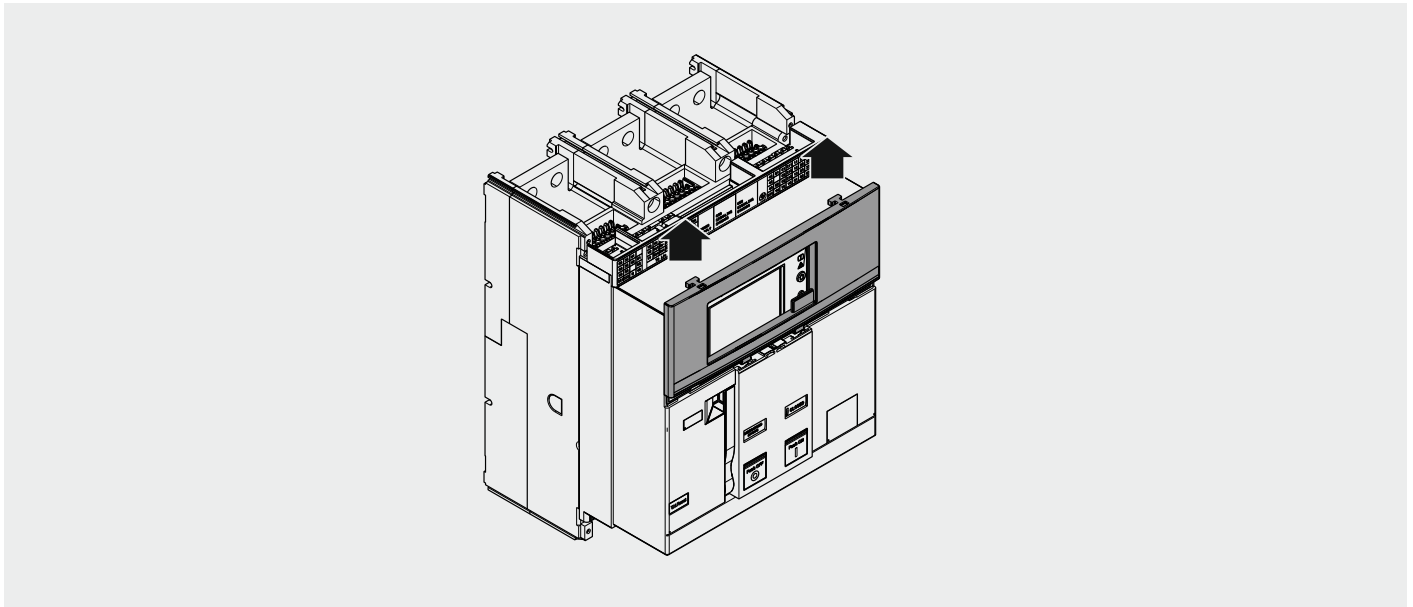


1



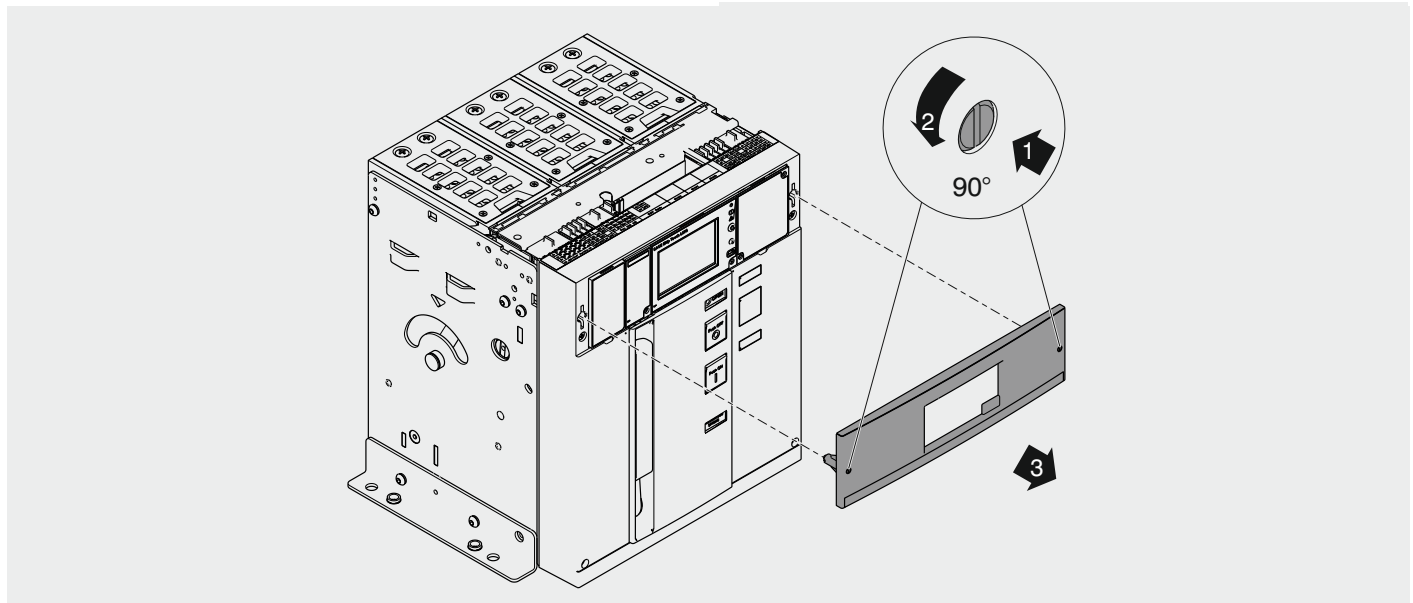
2

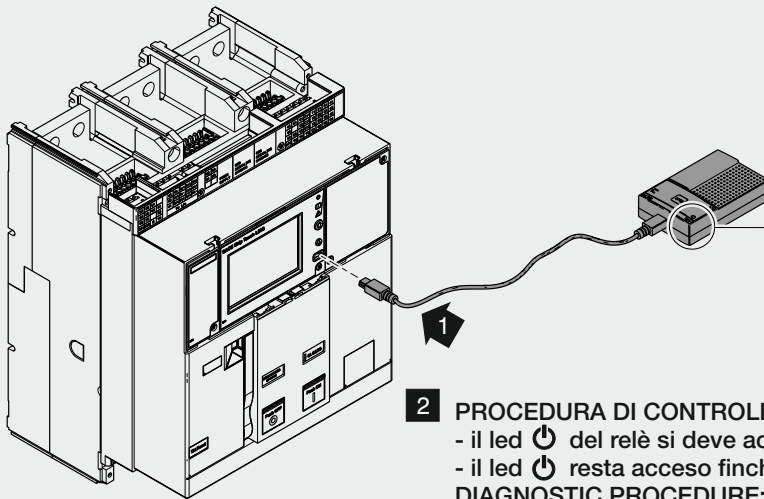
E1.2



3

E2.2







led Ekip TT



Verde Green Grün Vert Verde	Rosso Red Rot Rouge Rojo
Dispositivo acceso Device ON Einrichtung eingeschaltet Dispositif allumé Dispositivo encendido	Sostituire batterie Change battery Batterie ersetzen Remplacer batteries Sustituir baterías

2



PROCEDURA DI CONTROLLO:

- il led  del relè si deve accendere
- il led  resta acceso finchè l'unità TT e' connessa al relè



DIAGNOSTIC PROCEDURE:

- the power led  of the relay should light up
- led  remains on for as long as the TT is connected to the relay



DIAGNOSTIKABLAUF:

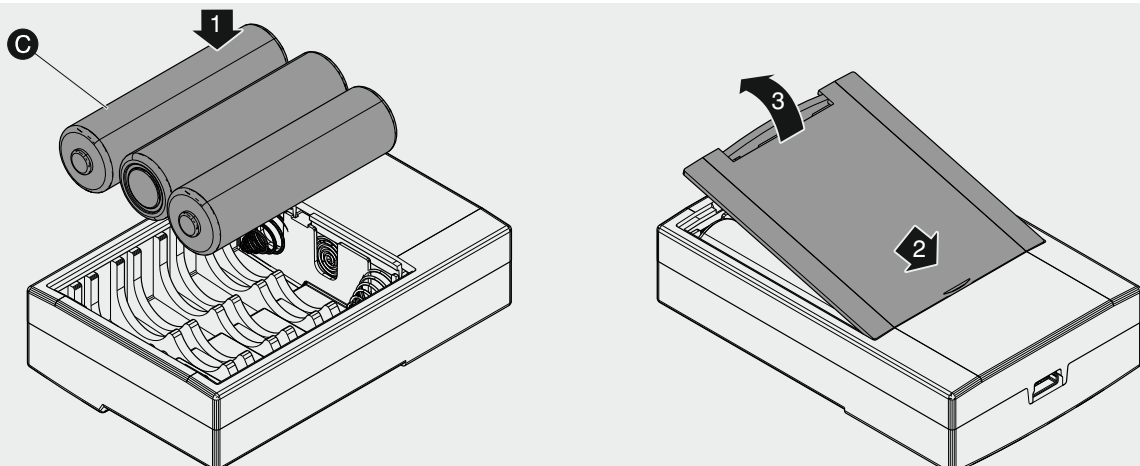
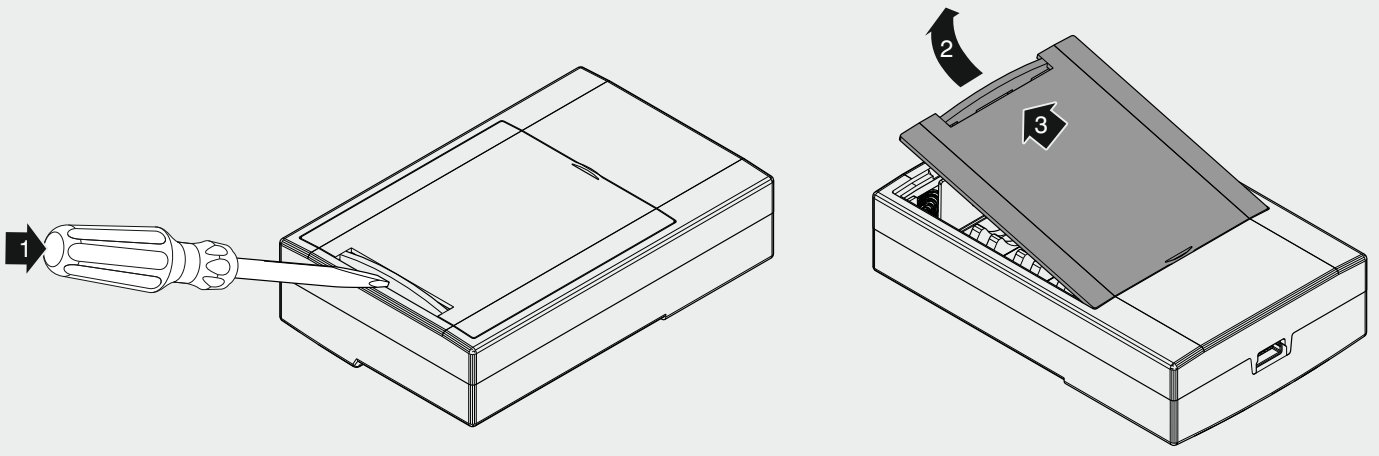
- Die Power-Led  des Relais muss aufleuchten
- led  Bleibt angeschaltet, bis die Einheit TT an die Relais angeschlossen ist.

PROCÉDURE DE DIAGNOSTIC:

- le voyant power  du relais doit s'allumer
- led  la diode reste allumée tant que l'unité TT est connectée au relais

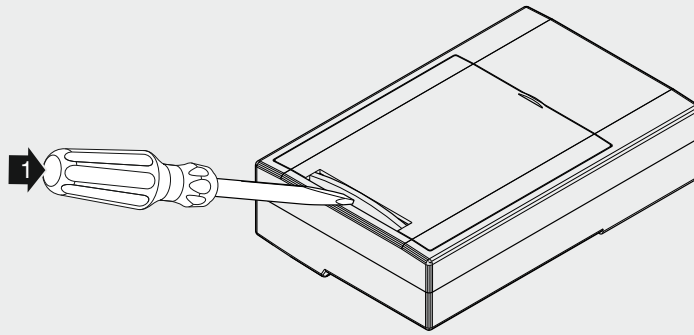
PROCEDIMIENTO DIAGNOSTICO:

- se tiene que encender el led power  del relé
- led  queda encendido mientras la unidad TT permanezca conectada con el relé

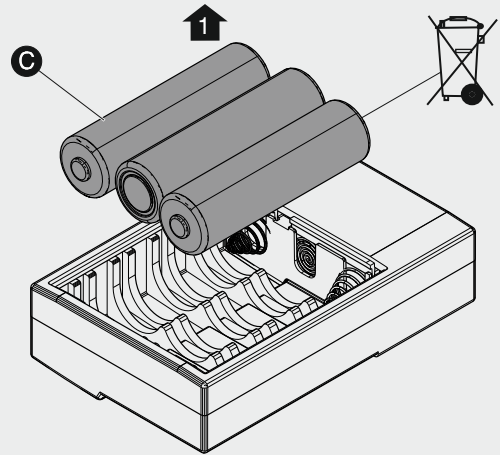
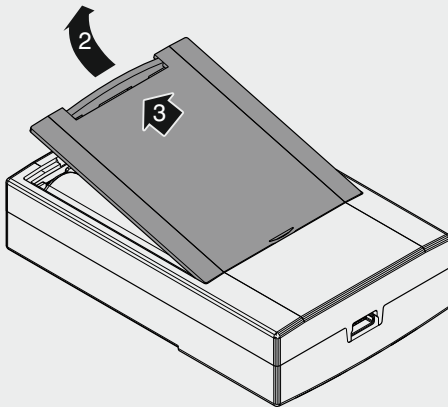


7

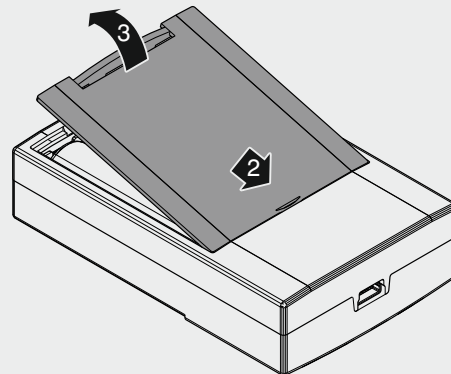
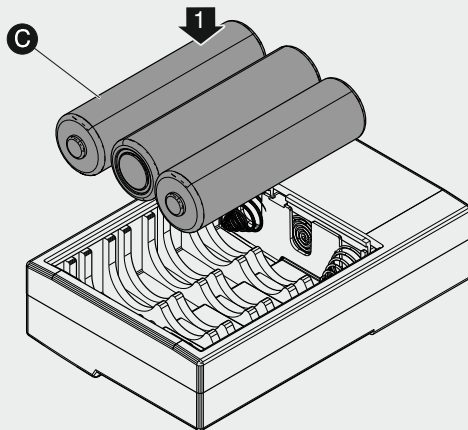
Sostituzione batterie
Replacement batteries
Ersatzbatterien
Remplacement batteries
Sostitución baterías



8



9



10



Le batterie devono essere smaltite separatamente in accordo alle vigenti norme nazionali ed internazionali.
Batteries should be disposed separately in accordance with current national and international standards.
Batterien müssen gemäß den geltenden nationalen und internationalen Vorschriften getrennt entsorgt werden.
Les batteries doivent être éliminées séparément conformément aux réglementations nationales et internationales en vigueur.
Las baterías deben eliminarse por separado de acuerdo con la normativa nacional e internacional vigente.
根据现行国家和国际标准，电池应单独处理。