

ABB KABELDON

SDC High

Creating new opportunities




The new SDCH cabinets is the right choice if your installation requires a big robust and rigid cabinet. SDCH is a taller version of the well proven cabinet SDC. The new cabinets are available with 1600 A busbar or as an empty cabinet. This is the first cabinet in the Kabeldon range where the 630 A fuse switch disconnectors (SLDL) fits.



Safe usage in public environments

The system's features and design enables an outstanding level of safety and protection. The full IP2X classification provides a safe solution for the installer as well as the surrounding environment. The Kabeldon low voltage distribution system is designed for outdoor usage in public environments, which is why safety is our number one priority.



Tested, verified and optimized

The Kabeldon system provides a reliable solution that enables continuous operation over its entire lifetime. The products are designed and optimized to work together and tested and verified as a system. This creates a solution that is truly optimized for its main purpose: to provide a safe and reliable low voltage distribution system.

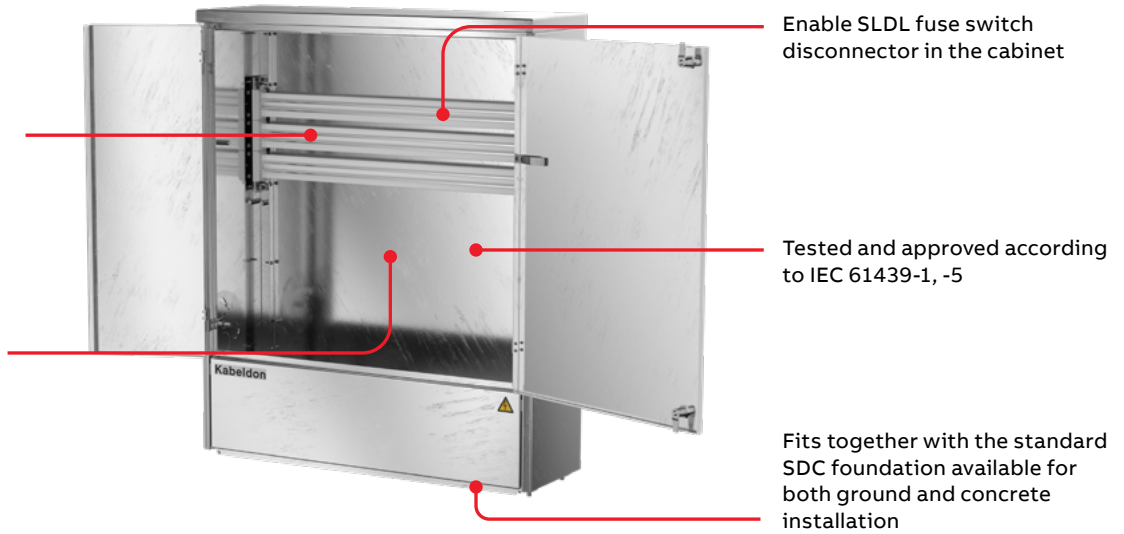


Designed for flexibility and ease

Kabeldon low voltage distribution system is designed to ensure easy installation. It is a solution that is truly easy to work with. The modularity, clear markings and unobstructed visibility make installation fast and flexible. The possibilities for incorrect installations have been minimized, which in turn helps the installer ensure the system's reliability and safety.

Available as empty cabinet or with Kabeldon 1600 A IP2X busbars

Possible to mount a big mounting plate (sold separately)



Cable distribution cabinets and empty enclosures




SDCH 1673

Designation	ID number	EAN	Rated current	Busbar width	Dimensions (mm)			Lock	Weight (kg)
					Height	Width	Depth		
SDCH 048	2CGD000967A1000	7331980010776	-	-	1189	682	312	SDC-LT	61.5
SDCH 073	2CGD000968A1000	7331980014521	-	-	1189	996	312	SDC-LT	77.5
SDCH 098	2CGD000969A1000	7331980014538	-	-	1189	1310	312	SDC-LT	93.5
SDCH 1673	2CGD000965A1000	7331980010738	1600 A	73	1189	996	312	SDC-LT	90
SDCH 1698	2CGD000966A1000	7331980010752	1600 A	98	1189	1310	312	SDC-LT	109.5

Mounting plates

Contains mounting plate, brackets and fasteners.



KSMP-SH 98

Designation	ID number	EAN	Suitable for	Dimensions (mm)			Weight (kg)
				Height	Width	Depth	
KSMP-SH 48	2CGD001123A1000	7331980014545	SDCH 48	1130	660	21	10
KSMP-SH 73	2CGD001124A1000	7331980014552	SDCH 73	1130	974	21	14.5
KSMP-SH 98	2CGD001125A1000	7331980014569	SDCH 98	1130	1288	21	18.5

SDC foundations

For mounting of SDC cabinets. GOLV-S is intended for floor mounting and MARK-S for ground installation.



MARK-S 48

Designation	ID number	EAN	Dimensions (mm)			Weight (kg)
			Height	Width	Depth	
MARK-S 48	6330.0439.0	7331980003464	940	672	303	30
MARK-S 73	6330.0549.0	7331980012428	940	986	303	36
MARK-S 98	6330.0440.0	7331980003471	940	1300	303	42
GOLV-S 48	6330.0441.0	7331980003488	400	672	303	23
GOLV-S 73	6330.0550.0	7331980016884	400	986	303	30
GOLV-S 98	6330.0442.0	7331980003495	400	1300	303	36

ABB Electrification Sweden AB
Kabeldon

abb.com/lowvoltage

Copyright © 2022 ABB
All rights reserved.



[link to web page](#)