


PRODUCT LEAFLET

GIS plug-in termination (2# & 3# interface)

TP-A 42 kV, 800 A 7 & TP-A 42 kV, 1250 A



GIS plug-in termination (2# interface)

TP-A 42 kV, 800 A

Application

GIS plug-in cable termination for XLPE insulated 1-core or 3-core cable with Cu or Al conductor for 42 kV. Fit standard bushing of 2# inner cone GIS switch cabinet or transformer according to EN 50181.

Standard

- GB/T 12706.4
- IEC 60502.4

Features

- The cable termination mainly consists of plug-in contactor, stress cone and tail pipe.
- Plug-in contactor
 - Compression cone connection which is safe and reliable
 - Easier installation rigid fixation and no special tools required
- Stress cone
 - Small and portable
 - 100% routine tests
 - Reliable for electricity and safety performance
- Contact us for installation tool which is required

42 kV, 800 A GIS plug-in cable termination selection guide

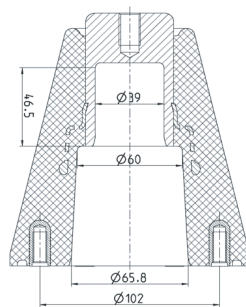
Designation		Insulation diameter (mm)	26/35 (40.5) kV Conductor cross section (mm ²)
Cu conductor	Al conductor		
TP-A422-50	TP-A422-50AL	30.5-32.6	50
TP-A422-70	TP-A422-70AL	30.7-33.6	70
TP-A422-95	TP-A422-95AL	33.2-35.6	95
TP-A422-120	TP-A422-120AL	34.2-37.2	120
TP-A422-150	TP-A422-150AL	35.6-38.7	150
TP-A422-185	TP-A422-185AL	37.8-41.5	185

*Always select product by insulation diameter.

Standard bushing



3# inner cone insulator



Dimension figure

Brief technical specifications

	TP-A423
Voltage level Um	42 kV
Rated current	800 A
AC voltage withstand	117 kV, 5 min
Partial discharge	45 kV, <5 pC
Lightning impulse voltage	± 200 kV, 10 times
Heat cycling test	No breakdown during 60 cycles at the conductor temperature of 95 °C to 100 °C and 65 kV

GIS plug-in termination (3# interface)

TP-A 42 kV, 1250 A

Application

GIS plug-in cable termination for XLPE insulated 1-core or 3-core cables with Cu conductor for 42 kV. Fit standard bushing of 3# inner cone GIS switch cabinet or transformer according to EN 50181 standard

Standard

- GB/T 12706.4
- IEC 60502.4

Features

- The cable termination mainly consists of plug-in contactor, stress cone and tail pipe.
- Plug-in contactor
 - Spring contact connection which is safe and reliable
 - Inclined bolt for easier installation, rigid fixation and no special tools required.
- Stress cone
 - Small and portable
 - 100% routine tests
 - Reliable for electricity and safety performance

36 kV, 630 A Premolded screened separable cable connector selection guide

Type*	Type**	Conductor diameter (mm)	Insulation diameter (mm)	26/35kV Conductor section (mm ²)
TP-A423-35C1	TP-A423-35C3	6.2-7.7	30-33.5	35
TP-A423-50C1	TP-A423-50C3	7.5-9	30-33.5	50
TP-A423-70C1	TP-A423-70C3	9-10.5	30-33.5	70
TP-A423-95C1	TP-A423-95C3	10.7-12.2	32.5-36.5	95
TP-A423-120C1	TP-A423-120C3	12.1-13.6	32.5-36.5	120
TP-A423-150C1	TP-A423-150C3	13.7-15.2	36-40	150
TP-A423-185C1	TP-A423-185C3	15.2-16.7	36-40	185
TP-A423-240C1	TP-A423-240C3	17.5-19	40-46.5	240
TP-A423-300C1	TP-A423-300C3	19.7-21.2	40-46.5	300
TP-A423-400C1	TP-A423-400C3	22.7-24.2	40-46.5	400
TP-A423-500C1	TP-A423-500C3	26-27.5	46.0-52.5	500
TP-A423-630C1	TP-A423-630C3	29-31	52.5-55.5	630

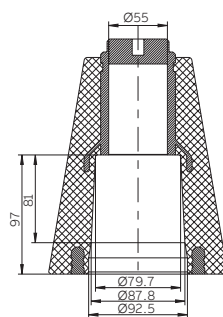
*C1 apply for 1-core with amour, **C3 apply for 3-ore with amour

Always select product by insulation diameter.

Standard bushing



3# inner cone insulator



Dimension figure

Brief technical specifications

	TP-A423
Voltage level Um	42 kV
Rated current	1250 A
AC voltage withstand	117 kV, 5 min
Partial discharge	45 kV, <5 pC
Lightning impulse voltage	±200 kV, 10 times
Heat cycling test	No breakdown during 60 cycles at the conductor temperature of 95 °C to 100 °C and 65 kV



ABB High Voltage Switchgear Co., Ltd Beijing

12 Jingyuan Street Beijing Economic Development Area

100176 Beijing

Tel. +86 10 6781 8000

Fax. +86 10 6781 8001

www.hitachiabb-powergrids.com

ABB is a registered trademark of ABB Asea Brown Boveri Ltd.
Manufactured by/for a Hitachi Power Grids company.

© Copyright 2020 Hitachi ABB Power Grids. All rights reserved.
Specifications subject to change without notice.