


CATALOG

Interface relays and optocouplers

CR-S, CR-P, CR-M, CR-U and R600



- Wide variety and flexibility
- High contact ratings
- Globally approved and available

ABB offers a complete range of interface relays and optocouplers for increased flexibility and choice. This portfolio includes pluggable relays for easy interchangeability and optocouplers for an extended electrical life.

Furthermore, interface relays with gold plated contacts suitable for sensitive applications are available. This wide selection of relays adheres to the highest global standards and satisfies the requirements for a diverse number of applications and needs.

Interface relays and optocouplers

Table of contents


4	Offer overview
7	Applications
9	Pluggable interface relays and optocouplers
10	Selection tables
12	List of components
27	Benefits and advantages
28	Socket & terminal connection types
29	Relay components
31	Ordering details
52	Technical data
66	Technical diagrams
81	Boxed interface relays and optocouplers R600 range
82	Overview
84	Boxed interface relays R600 range
84	Selection table
86	Ordering details
88	Technical data
92	Technical diagrams
94	Boxed optocouplers R600 range
94	Selection table
95	Ordering details
97	Technical data
100	Technical diagrams
102	Index

Interface relays and optocouplers

Offer overview

Relays are universally applicable and are utilized in a diverse array of applications. They are a significant element in contemporary industrial processes and are used in applications where galvanic isolation, signal separation, voltage coupling and signal amplification are required.

The ABB portfolio includes electromechanical relays and optocouplers. The electromechanical relays operate using an electromagnetic field whereas optocouplers use light. Optocouplers are predominantly used in applications where a high switching frequency is necessary. Furthermore, optocouplers do not contain any moving parts and are therefore bounce-free, immune to vibrations and possess a long electrical life.



CR-S range

The slim line of interface relays and optocouplers

The pluggable interface relays and optocouplers of the CR-S range are used for electrical isolation, amplification and signal matching between the electronic controlling, e.g. PLC, iPC or field bus systems and the sensor / actuator level. The CR-S range combines the flexibility of a modular system and the ability of switching high currents on a small footprint thus can be used in applications where space saving is essential. The CR-S range also includes complete versions consisting of a relay, socket and marker.



CR-P range

The pluggable pcb interface relays and optocouplers

The pluggable interface relays of the CR-P range are used for electrical isolation, amplification and signal matching between the electronic controlling, e.g. PLC, iPC or field bus systems and the sensor / actuator level. The CR-P range offers highest current switching in an IP67 rated relay housing. Furthermore, nine different coil voltages are available to suit world wide applications and even gold contact versions are available which is essential when it comes to switch sensitive signals. The CR-P range also includes complete versions consisting of a relay, socket, holder, marker and function module.

Interface relays and optocouplers

Offer overview



CR-M range

The pluggable miniature interface relays

The pluggable interface relays of the CR-M range are used for electrical isolation, amplification and signal matching between the electronic controlling, e.g. PLC, iPC or field bus systems and the sensor / actuator level. The CR-M range offers up to 4 contacts in one relay and a built in test button which makes a circuit check fast and easy. 12 different coil voltages are available to suit world wide applications and even gold contact versions are available which is essential when it comes to switch sensitive signals. The CR-M range also includes complete versions consisting of a relay, socket, holder, marker and where applicable a function module.



CR-U range

The pluggable universal interface relays


The pluggable interface relays of the CR-U range are used for electrical isolation, amplification and signal matching between the electronic controlling, e.g. PLC, iPC or field bus systems and the sensor / actuator level. The CR-U range offers up to 3 contacts in one relay and a built in test button which makes a circuit check fast and easy. 12 different coil voltages are available to suit world wide applications.



R600 range

Boxed interface relays and optocouplers

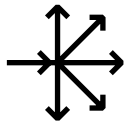
Boxed interface relays of the R600 range are used for electrical isolation, amplification and signal matching between the electronic controlling, e.g. PLC, iPC or field bus systems and the sensor / actuator level. The relay itself is built in thus the perfect solution because this design fulfills highest vibration requirements. The compact design and different connection terminal possibilities further optimize your panel installation.



Applications of interface relays

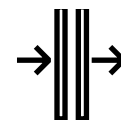
A proven technology used worldwide

Relays are universally applicable and are utilized in a diverse array of applications. They are a significant element in contemporary industrial processes and are used in applications where galvanic isolation, signal separation, voltage coupling and signal amplification are required.



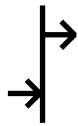
Circuit multiplication

A single voltage signal may be used to simultaneously perform up to four different switching operations. Each output contact can be used to switch load circuits with different voltage and current levels.



Galvanic isolation


Interface relays are excellently suited to ensure safe galvanic isolation, i.e. separation between control circuit and load circuit.




Voltage conversion

Interface relays allow for small voltage signals to switch much larger loads. For example: a 24 V DC 10 mA signal can be used to switch a 230 V AC 16 A load.

Billions
of relays operate and interface
between control circuits and electrical
loads.





Pluggable interface relays and optocouplers

Table of contents

10	Selection tables
12	List of components
27	Benefits and advantages
28	Socket & terminal connection types
29	Relay components
31	Ordering details
31	CR-S range
35	CR-P range
39	CR-M range
46	CR-P/M function modules
48	CR-U range
50	CR-U function modules
52	Technical data
52	CR-S interface relays
53	CR-S optocouplers
54	CR-S sockets
55	CR-S jumper bars
56	CR-P, CR-M, CR-U
60	CR-P optocouplers
61	CR-P and CR-M sockets
62	CR-P and CR-M jumper bars
62	CR-P and CR-M function modules
64	CR-U sockets and function modules
65	CR-U function modules
66	Technical diagrams

Pluggable interface relays

Selection table CR-S range



How to use the selection table

Choose the desired control supply voltage from the column "Control voltage", e.g. "5 V DC".

Choose the desired kind of connection terminal from the column "Connection terminal", e.g. "spring".

Choose the desired material of contact from the column "Contact Material" e.g. "gold plated".

Control voltage	Connection terminal	Contact material	Socket type	Socket order code	Relay type	Relay order code
5 V DC	screw	standard	CR-S006/024VDC1SS	1SVR405521R1100	CR-S005VDC1R	1SVR405501R1010
		gold plated	CR-S006/024VDC1SS	1SVR405521R1100	CR-S005VDC1RG	1SVR405501R1020
	spring	standard	CR-S006/024VDC1SZ	1SVR405521R1200	CR-S005VDC1R	1SVR405501R1010
		gold plated	CR-S006/024VDC1SZ	1SVR405521R1200	CR-S005VDC1RG	1SVR405501R1020
12 V AC	screw	standard	CR-S012/024VADC1SS	1SVR405521R3100	CR-S012VDC1R	1SVR405501R2010
		gold plated	CR-S012/024VADC1SS	1SVR405521R3100	CR-S012VDC1RG	1SVR405501R2020
	spring	standard	CR-S012/024VADC1SZ	1SVR405521R3200	CR-S012VDC1R	1SVR405501R2010
		gold plated	CR-S012/024VADC1SZ	1SVR405521R3200	CR-S012VDC1RG	1SVR405501R2020



Example

When you have chosen 5 V DC as control supply voltage, spring connection as connection terminal and gold plated as contact material the following order codes and type designators are valid:

Socket: CR-S006/024VDC1SZ, 1SVR405521R1200

Relay: CR-S005VDC1RG, 1SVR405501R1020

CR-S range relay assemblies

Control voltage	Connection terminal	Contact material	Socket type	Socket order code	Relay type	Relay order code
5 V DC	screw	standard	CR-S006/024VDC1SS	1SVR405521R1100	CR-S005VDC1R	1SVR405501R1010
		gold plated	CR-S006/024VDC1SS	1SVR405521R1100	CR-S005VDC1RG	1SVR405501R1020
	spring	standard	CR-S006/024VDC1SZ	1SVR405521R1200	CR-S005VDC1R	1SVR405501R1010
		gold plated	CR-S006/024VDC1SZ	1SVR405521R1200	CR-S005VDC1RG	1SVR405501R1020
12 V DC	screw	standard	CR-S006/024VDC1SS or CR-S012/024VADC1SS	1SVR405521R1100 or 1SVR405521R3100	CR-S012VDC1R	1SVR405501R2010
		gold plated	CR-S006/024VDC1SS or CR-S012/024VADC1SS	1SVR405521R1100 or 1SVR405521R3100	CR-S012VDC1RG	1SVR405501R2020
	spring	standard	CR-S006/024VDC1SZ or CR-S012/024VADC1SZ	1SVR405521R1200 or 1SVR405521R3200	CR-S012VDC1R	1SVR405501R2010
		gold plated	CR-S006/024VDC1SZ or CR-S012/024VADC1SZ	1SVR405521R1200 or 1SVR405521R3200	CR-S012VDC1RG	1SVR405501R2020
12 V AC	screw	standard	CR-S012/024VADC1SS	1SVR405521R3100	CR-S012VDC1R	1SVR405501R2010
		gold plated	CR-S012/024VADC1SS	1SVR405521R3100	CR-S012VDC1RG	1SVR405501R2020
	spring	standard	CR-S012/024VADC1SZ	1SVR405521R3200	CR-S012VDC1R	1SVR405501R2010
		gold plated	CR-S012/024VADC1SZ	1SVR405521R3200	CR-S012VDC1RG	1SVR405501R2020
24 V DC	screw	standard	CR-S006/024VDC1SS or CR-S012/024VADC1SS	1SVR405521R1100 or 1SVR405521R3100	CR-S024VDC1R	1SVR405501R3010
		gold plated	CR-S006/024VDC1SS or CR-S012/024VADC1SS	1SVR405521R1100 or 1SVR405521R3100	CR-S024VDC1RG	1SVR405501R3020
	spring	standard	CR-S006/024VDC1SZ or CR-S012/024VADC1SZ	1SVR405521R1200 or 1SVR405521R3200	CR-S024VDC1R	1SVR405501R3010
		gold plated	CR-S006/024VDC1SZ or CR-S012/024VADC1SZ	1SVR405521R1200 or 1SVR405521R3200	CR-S024VDC1RG	1SVR405501R3020
24 V AC	screw	standard	CR-S012/024VADC1SS	1SVR405521R3100	CR-S024VDC1R	1SVR405501R3010
		gold plated	CR-S012/024VADC1SS	1SVR405521R3100	CR-S024VDC1RG	1SVR405501R3020
	spring	standard	CR-S012/024VADC1SZ	1SVR405521R3200	CR-S024VDC1R	1SVR405501R3010
		gold plated	CR-S012/024VADC1SZ	1SVR405521R3200	CR-S024VDC1RG	1SVR405501R3020
48 V AC/DC	screw	standard	CR-S048/060VADC1SS	1SVR405521R5100	CR-S048VDC1R	1SVR405501R4010
		gold plated	CR-S048/060VADC1SS	1SVR405521R5100	CR-S048VDC1RG	1SVR405501R4020
	spring	standard	CR-S048/060VADC1SZ	1SVR405521R5200	CR-S048VDC1R	1SVR405501R4010
		gold plated	CR-S048/060VADC1SZ	1SVR405521R5200	CR-S048VDC1RG	1SVR405501R4020
60 V AC/DC	screw	standard	CR-S048/060VADC1SS	1SVR405521R5100	CR-S060VDC1R	1SVR405501R5010
		gold plated	CR-S048/060VADC1SS	1SVR405521R5100	CR-S060VDC1RG	1SVR405501R5020
	spring	standard	CR-S048/060VADC1SZ	1SVR405521R5200	CR-S060VDC1R	1SVR405501R5010
		gold plated	CR-S048/060VADC1SZ	1SVR405521R5200	CR-S060VDC1RG	1SVR405501R5020
110-125 V AC/DC	screw	standard	CR-S110/125VADC1SS	1SVR405521R6100	CR-S060VDC1R	1SVR405501R5010
		gold plated	CR-S110/125VADC1SS	1SVR405521R6100	CR-S060VDC1RG	1SVR405501R5020
	spring	standard	CR-S110/125VADC1SZ	1SVR405521R6200	CR-S060VDC1R	1SVR405501R5010
		gold plated	CR-S110/125VADC1SZ	1SVR405521R6200	CR-S060VDC1RG	1SVR405501R5020
220-240 V AC/DC	screw	standard	CR-S220/240VADC1SS	1SVR405521R7100	CR-S060VDC1R	1SVR405501R5010
		gold plated	CR-S220/240VADC1SS	1SVR405521R7100	CR-S060VDC1RG	1SVR405501R5020
	spring	standard	CR-S220/240VADC1SZ	1SVR405521R7200	CR-S060VDC1R	1SVR405501R5010
		gold plated	CR-S220/240VADC1SZ	1SVR405521R7200	CR-S060VDC1RG	1SVR405501R5020

CR-S optocoupler range relay assemblies

Control voltage	Connection terminal	Output characteristics	Socket type	Socket order code	Opto type	Opto order code
24 V DC	screw	Transistor 100 mA - 48 V DC	CR-S012/024VADC1SS	1SVR405521R3100	CR-S024VDC1TRA	1SVR405510R3050
			CR-S012/024VADC1SZ	1SVR405521R3200	CR-S024VDC1TRA	1SVR405510R3050
	spring	MOS-FET 2 A - 24 V DC	CR-S012/024VADC1SS	1SVR405521R3100	CR-S024VDC1MOS	1SVR405510R3060
			CR-S012/024VADC1SZ	1SVR405521R3200	CR-S024VDC1MOS	1SVR405510R3060
	screw	Triac 2 A - 240 V AC	CR-S012/024VADC1SS	1SVR405521R3100	CR-S024VDC1TRI	1SVR405510R3070
			CR-S012/024VADC1SZ	1SVR405521R3200	CR-S024VDC1TRI	1SVR405510R3070
spring						

List of components

Selection table CR-S range complete versions



The complete versions of the CR-S range comprise of a pluggable interface relay, socket and marker.

CR-S complete versions

Complete versions		Type	Relay					Socket						
Order code	Type	CR-S012VDC1R	CR-S024VDC1R	CR-S024VDC1RG	CR-S060VDC1R	CR-S060VDC1RG	CR-S006/024VADC1S	CR-S006/024VADC1SZ	CR-S012/024VADC1S	CR-S012/024VADC1SZ	CR-S110/125VADC1S	CR-S110/125VADC1SZ	CR-S220/240VADC1S	CR-S220/240VADC1SZ
1SVR405541R2110	CR-S012VADC1CRS	■						■						
1SVR405541R2210	CR-S012VADC1CRZ	■						■						
1SVR405541R3110	CR-S024VADC1CRS		■						■					
1SVR405541R3120	CR-S024VADC1CRGS			■					■					
1SVR405541R3210	CR-S024VADC1CRZ		■							■				
1SVR405541R3220	CR-S024VADC1CRGZ			■							■			
1SVR405541R6110	CR-S110VADC1CRS				■						■			
1SVR405541R6120	CR-S110VADC1CRGS					■					■			
1SVR405541R6210	CR-S110VADC1CRZ				■							■		
1SVR405541R6220	CR-S110VADC1CRGZ					■						■		
1SVR405541R7110	CR-S230VADC1CRS				■								■	
1SVR405541R7120	CR-S230VADC1CRGS					■							■	
1SVR405541R7210	CR-S230VADC1CRZ				■								■	
1SVR405541R7220	CR-S230VADC1CRGZ					■							■	

Pluggable interface relays and optocouplers

Selection table CR-P range

CR-P range complete versions

Type	Order code
CR-P012DC1SS42V	15VR405600R4010
CR-P024DC1SS42V	15VR405600R1010
CR-P110DC1SS42CV	15VR405600R8010
CR-P024AC1SS62CV	15VR405600R0010
CR-P120AC1SS92CV	15VR405600R2010
CR-P230AC1SS92CV	15VR405600R3110
CR-P230AC1LS	15VR405600R3011
CR-P012DC2SS42V	15VR405601R4010
CR-P024DC2SS42V	15VR405601R1010
CR-P024DC2LS42	15VR405601R1013
CR-P024DC2LS42V	15VR405601R1011
CR-P110DC2SS42CV	15VR405601R8010
CR-P024AC2SS62CV	15VR405601R0010
CR-P120AC2SS92CV	15VR405601R2010
CR-P230AC2SS92CV	15VR405601R3110
CR-P230AC2LS92CV	15VR405601R3011

Control voltage	
12 V DC	■
24 V DC	■
48 V DC	
110 V DC	■
12 V AC	
24 V AC	■
48 V AC	
110 V AC	
120 V AC	■
230 V AC	■

Output rating	
250 V AC 16 A	■
250 V AC 8 A	■

Output contacts	
c/o	1 1 1 1 1 1 1 2 2 2 2 2 2 2 2
Gold plated contacts	

Socket type	
Standard socket	■
Logical socket	■

Additional features	
LED	■
Free-wheeling diode	■

List of components

Selection table CR-P range complete versions



The complete versions of the CR-P range comprise of a pluggable interface relay, socket, holder, marker and a function module.

CR-P complete versions

Complete versions		Type	Order code	Relay	Socket	Function module	Holder
		CR-P012DC2	1SVR405601R4000		CR-PSS	CR-P/M 42	CR-PH
		CR-P024DC2	1SVR405601R1000		CR-PLS	CR-P/M 42V	
		CR-P024DC2G	1SVR405606R1000			CR-P/M 42CV	
		CR-P110DC2	1SVR405601R8000			CR-P/M 62C	
		CR-P024AC2	1SVR405601R0000			CR-P/M 62CV	
		CR-P120AC2	1SVR405601R2000			CR-P/M 92	
		CR-P230AC2	1SVR405601R3000			CR-P/M 92C	
		CR-P230AC2G	1SVR405606R3000			CR-P/M 92CV	
		CR-PSS	1SVR405650R1000				
		CR-PLS	1SVR405650R0000				
		CR-P/M 42	1SVR405652R0000				
		CR-P/M 42V	1SVR405652R1000				
		CR-P/M 42CV	1SVR405652R9100				
		CR-P/M 62C	1SVR405655R0000				
		CR-P/M 62CV	1SVR405655R1000				
		CR-P/M 92	1SVR405654R0100				
		CR-P/M 92C	1SVR405655R0100				
		CR-P/M 92CV	1SVR405655R1100				
		CR-PH	1SVR405659R0000				
Order code	Type						
1SVR405601R4010	CR-P012DC2SS42V	■			■	■	■
1SVR405601R1010	CR-P024DC2SS42V		■		■	■	■
1SVR405601R1013	CR-P024DC2LS42		■		■		■
1SVR405601R1011	CR-P024DC2LS42V		■		■		■
1SVR405601R8010	CR-P110DC2SS42CV			■	■	■	■
1SVR405601R0010	CR-P024AC2SS62CV			■	■	■	■
1SVR405601R2010	CR-P120AC2SS92CV				■		■
1SVR405601R3110	CR-P230AC2SS92CV				■		■
1SVR405601R3011	CR-P230AC2LS92CV				■		■

Pluggable interface relays and optocouplers

Selection table CR-M range

CR-M pluggable relays with LED

Type	Order code
CR-M012DC3L	1SVR405612R4100
CR-M012DC3LD	1SVR405612R4400
CR-M024DC3L	1SVR405612R1100
CR-M024DC3LD	1SVR405612R1400
CR-M048DC3L	1SVR405612R6100
CR-M048DC3LD	1SVR405612R6400
CR-M060DC3L	1SVR405612R4300
CR-M110DC3L	1SVR405612R8100
CR-M110DC3LD	1SVR405612R8400
CR-M125DC3L	1SVR405612R8300
CR-M125DC3LD	1SVR405612R8500
CR-M220DC3L	1SVR405612R9100
CR-M220DC3LD	1SVR405612R9400
CR-M012AC3L	1SVR405612R0300
CR-M024AC3L	1SVR405612R0100
CR-M048AC3L	1SVR405612R5100
CR-M110AC3L	1SVR405612R7100
CR-M120AC3L	1SVR405612R2100
CR-M230AC3L	1SVR405612R3100

Control voltage	CR-M012DC3L	CR-M012DC3LD	CR-M024DC3L	CR-M024DC3LD	CR-M048DC3L	CR-M048DC3LD	CR-M060DC3L	CR-M110DC3L	CR-M110DC3LD	CR-M125DC3L	CR-M125DC3LD	CR-M220DC3L	CR-M220DC3LD	CR-M012AC3L	CR-M024AC3L	CR-M048AC3L	CR-M110AC3L	CR-M120AC3L	CR-M230AC3L	
12 V DC	■	■																		
24 V DC			■	■																
48 V DC					■	■														
60 V DC							■													
110 V DC								■	■											
125 V DC										■	■									
220 V DC												■	■							
12 V AC															■					
24 V AC																■				
48 V AC																	■			
60 V AC																				
110 V AC																			■	
120 V AC																			■	
230 V AC																				■

Output rating	CR-M012DC3L	CR-M012DC3LD	CR-M024DC3L	CR-M024DC3LD	CR-M048DC3L	CR-M048DC3LD	CR-M060DC3L	CR-M110DC3L	CR-M110DC3LD	CR-M125DC3L	CR-M125DC3LD	CR-M220DC3L	CR-M220DC3LD	CR-M012AC3L	CR-M024AC3L	CR-M048AC3L	CR-M110AC3L	CR-M120AC3L	CR-M230AC3L	
250 V AC 6 A																				
250 V AC 10 A	■	■	■	■	■	■	■	■	■	■	■	■	■	■	■	■	■	■	■	■
250 V AC 12 A																				

Output contacts	CR-M012DC3L	CR-M012DC3LD	CR-M024DC3L	CR-M024DC3LD	CR-M048DC3L	CR-M048DC3LD	CR-M060DC3L	CR-M110DC3L	CR-M110DC3LD	CR-M125DC3L	CR-M125DC3LD	CR-M220DC3L	CR-M220DC3LD	CR-M012AC3L	CR-M024AC3L	CR-M048AC3L	CR-M110AC3L	CR-M120AC3L	CR-M230AC3L
c/o	3	3	3	3	3	3	3	3	3	3	3	3	3	3	3	3	3	3	3
Gold plated contacts																			

Additional features	CR-M012DC3L	CR-M012DC3LD	CR-M024DC3L	CR-M024DC3LD	CR-M048DC3L	CR-M048DC3LD	CR-M060DC3L	CR-M110DC3L	CR-M110DC3LD	CR-M125DC3L	CR-M125DC3LD	CR-M220DC3L	CR-M220DC3LD	CR-M012AC3L	CR-M024AC3L	CR-M048AC3L	CR-M110AC3L	CR-M120AC3L	CR-M230AC3L
LED	■	■	■	■	■	■	■	■	■	■	■	■	■	■	■	■	■	■	■
Free-wheeling diode		■		■	■			■		■		■							

Pluggable interface relays and optocouplers

Selection table CR-M range

CR-M pluggable relays with LED

Type	Order code
CR-M012DC4L	1SVR405613R4100
CR-M012DC4LD	1SVR405613R4400
CR-M024DC4L	1SVR405613R1100
CR-M024DC4LD	1SVR405614R1100
CR-M048DC4L	1SVR405613R6100
CR-M048DC4LD	1SVR405613R6400
CR-M060DC4L	1SVR405613R4300
CR-M110DC4L	1SVR405613R8100
CR-M110DC4LD	1SVR405613R8400
CR-M125DC4L	1SVR405613R8300
CR-M125DC4LD	1SVR405613R8500
CR-M220DC4L	1SVR405613R9100
CR-M220DC4LD	1SVR405613R9400
CR-M012AC4L	1SVR405613R0300
CR-M024AC4L	1SVR405613R0100
CR-M048AC4L	1SVR405613R5100
CR-M110AC4L	1SVR405613R7100
CR-M120AC4L	1SVR405613R2100
CR-M230AC4L	1SVR405613R3100

Control voltage	CR-M012DC4L	CR-M012DC4LD	CR-M024DC4L	CR-M024DC4LD	CR-M048DC4L	CR-M048DC4LD	CR-M060DC4L	CR-M110DC4L	CR-M110DC4LD	CR-M125DC4L	CR-M125DC4LD	CR-M220DC4L	CR-M220DC4LD	CR-M012AC4L	CR-M024AC4L	CR-M048AC4L	CR-M110AC4L	CR-M120AC4L	CR-M230AC4L	
12 V DC	■	■																		
24 V DC			■	■																
48 V DC					■	■														
60 V DC							■													
110 V DC								■	■											
125 V DC										■	■									
220 V DC												■	■							
12 V AC														■						
24 V AC															■					
48 V AC																■				
60 V AC																	■			
110 V AC																		■		
120 V AC																			■	
230 V AC																				■

Output rating	CR-M012DC4L	CR-M012DC4LD	CR-M024DC4L	CR-M024DC4LD	CR-M048DC4L	CR-M048DC4LD	CR-M060DC4L	CR-M110DC4L	CR-M110DC4LD	CR-M125DC4L	CR-M125DC4LD	CR-M220DC4L	CR-M220DC4LD	CR-M012AC4L	CR-M024AC4L	CR-M048AC4L	CR-M110AC4L	CR-M120AC4L	CR-M230AC4L	
250 V AC 6 A	■	■	■	■	■	■	■	■	■	■	■	■	■	■	■	■	■	■	■	■
250 V AC 10 A																				
250 V AC 12 A																				

Output contacts	CR-M012DC4L	CR-M012DC4LD	CR-M024DC4L	CR-M024DC4LD	CR-M048DC4L	CR-M048DC4LD	CR-M060DC4L	CR-M110DC4L	CR-M110DC4LD	CR-M125DC4L	CR-M125DC4LD	CR-M220DC4L	CR-M220DC4LD	CR-M012AC4L	CR-M024AC4L	CR-M048AC4L	CR-M110AC4L	CR-M120AC4L	CR-M230AC4L
c/o	4	4	4	4	4	4	4	4	4	4	4	4	4	4	4	4	4	4	4
Gold plated contacts																			

Additional features	CR-M012DC4L	CR-M012DC4LD	CR-M024DC4L	CR-M024DC4LD	CR-M048DC4L	CR-M048DC4LD	CR-M060DC4L	CR-M110DC4L	CR-M110DC4LD	CR-M125DC4L	CR-M125DC4LD	CR-M220DC4L	CR-M220DC4LD	CR-M012AC4L	CR-M024AC4L	CR-M048AC4L	CR-M110AC4L	CR-M120AC4L	CR-M230AC4L
LED	■	■	■	■	■	■	■	■	■	■	■	■	■	■	■	■	■	■	■
Free-wheeling diode		■		■		■			■		■		■						

Pluggable interface relays and optocouplers

Selection table CR-M range

CR-M pluggable relays with Gold Plated Contacts

	Type	Order code
	CR-M024DC4G	1SVR405618R1000
	CR-M024AC4G	1SVR405618R0000
	CR-M110AC4G	1SVR405618R7000
	CR-M230AC4G	1SVR405618R3000
	CR-M230AC4G	1SVR405618R3000
	CR-M012DC4LG	1SVR405618R4100
	CR-M024DC4LG	1SVR405618R1100
	CR-M048DC4LG	1SVR405618R6100
	CR-M060DC4LG	1SVR405618R4300
	CR-M110DC4LG	1SVR405618R8100
	CR-M125DC4LG	1SVR405618R8300
	CR-M220DC4LG	1SVR405618R9100
	CR-M024AC4LG	1SVR405618R0100
	CR-M048AC4LG	1SVR405618R5100
	CR-M110AC4LG	1SVR405618R7100
	CR-M120AC4LG	1SVR405618R2100
	CR-M230AC4LG	1SVR405618R3100
	CR-M012DC4LDG	1SVR405618R4400
	CR-M024DC4LDG	1SVR405618R1400
Control voltage		
12 V DC		■
24 V DC	■	■
48 V DC		■
60 V DC		■
110 V DC		■
125 V DC		■
220 V DC		■
24 V AC	■	■
48 V AC		■
60 V AC		■
110 V AC	■	■
120 V AC		■
230 V AC	■	■
Output rating		
250 V AC 6 A	■	■
250 V AC 10 A	■	■
250 V AC 12 A		
Output contacts		
c/o	4	4
Gold plated contacts	■	■
Additional features		
LED		■
Free-wheeling diode		■

Pluggable interface relays and optocouplers

Selection table CR-M range complete versions

CR-M range complete versions

Type	Order code
CR-M012DC4LDGSS	15VR405618R4410
CR-M024DC4SS42V	15VR405613R1010
CR-M024DC4LS42V	15VR405613R1011
CR-M024DC4GSS42V	15VR405618R1011
CR-M024DC4LDGSS	15VR405618R1410
CR-M024AC4LS62CV	15VR405613R0010
CR-M230AC4SS92CV	15VR405613R3110
CR-M230AC4LS92CV	15VR405613R3011
CR-M230AC4GSS92CV	15VR405618R3112
CR-M230AC4LGSS	15VR405618R3111

Control voltage	
12 V DC	■
24 V DC	■ ■ ■ ■
48 V DC	
60 V DC	
110 V DC	
125 V DC	
220 V DC	
24 V AC	
48 V AC	■
60 V AC	
110 V AC	
120 V AC	
230 V AC	■ ■ ■ ■

Output rating	
250 V AC 6 A	■ ■ ■ ■ ■ ■ ■ ■ ■ ■
250 V AC 10 A	
250 V AC 12 A	

Output contacts	
c/o	4 4 4 4 4 4 4 4 4 4
Gold plated contacts	■ ■ ■ ■ ■ ■ ■ ■ ■ ■

Socket type	
Standard socket	■ ■ ■ ■ ■ ■ ■ ■ ■ ■
Logical socket	■ ■ ■ ■ ■ ■ ■ ■ ■ ■

Additional features	
LED	■ ■ ■ ■ ■ ■ ■ ■ ■ ■
Free-wheeling diode	■ ■ ■ ■ ■ ■ ■ ■ ■ ■

List of components

Selection table CR-M range complete versions



The complete versions of the CR-M range comprise of a pluggable interface relay, socket, holder, marker and where applicable a function module.

CR-M complete versions

Complete versions		Type	Order code	Relay	Socket	Function module	Holder
		CR-M012DC4LDG	1SVR405618R4400				
		CR-M024DC4	1SVR405613R1000				
		CR-M024DC4G	1SVR405618R1000				
		CR-M024DC4LG	1SVR405618R1100				
		CR-M024DC4LDG	1SVR405618R1400				
		CR-M024AC4	1SVR405613R0000				
		CR-M230AC4	1SVR405613R3000				
		CR-M230AC4G	1SVR405618R3000				
		CR-M230AC4LG	1SVR405618R3100				
		CR-M4SS	1SVR405651R3000				
		CR-M4LS	1SVR405651R3100				
		CR-P/M 22	1SVR405651R0000				
		CR-P/M 42	1SVR405652R0000				
		CR-P/M 42V	1SVR405652R1000				
		CR-P/M 42CV	1SVR405652R9100				
		CR-P/M 62CV	1SVR405655R1000				
		CR-P/M 92	1SVR405654R0100				
		CR-P/M 92CV	1SVR405655R1100				
		CR-MH	1SVR405659R1000				
Order code	Type						
1SVR405618R4410	CR-M012DC4LDGSS	■			■		■
1SVR405613R1010	CR-M024DC4SS42V		■		■		■
1SVR405613R1011	CR-M024DC4LS42V		■		■		■
1SVR405618R1011	CR-M024DC4GSS42V			■	■		■
1SVR405618R1410	CR-M024DC4LDGSS			■	■		■
1SVR405613R0010	CR-M024AC4LS62CV				■		■
1SVR405613R3110	CR-M230AC4SS92CV				■		■
1SVR405613R3011	CR-M230AC4LS92CV				■		■
1SVR405618R3112	CR-M230AC4GSS92CV				■		■

Pluggable interface relays and optocouplers


Selection table CR-U function modules

CR-U function modules

	Type	Order code
	CR-U 21	15VR405661R0000
	CR-U 41	15VR405662R0000
	CR-U 41V	15VR405662R1000
	CR-U 41B	15VR405662R4000
	CR-U 41BV	15VR405662R4100
	CR-U 41C	15VR405662R9000
	CR-U 41CV	15VR405662R9100
	CR-U 51B	15VR405663R0000
	CR-U 51D	15VR405663R4000
	CR-U 51C	15VR405663R1000
	CR-U 61	15VR405664R0000
	CR-U 61V	15VR405664R1000
	CR-U 61E	15VR405664R4000
	CR-U 61EV	15VR405664R4100
	CR-U 91	15VR405664R0100
	CR-U 91V	15VR405664R1100
	CR-U 61C	15VR405665R0000
	CR-U 61CV	15VR405665R1000
	CR-U 61D	15VR405665R4000
	CR-U 61DV	15VR405665R4100
	CR-U 91C	15VR405665R0100
	CR-U 91CV	15VR405665R1100
	CR-U 71	15VR405666R0000
	CR-U 71A	15VR405666R1000
	CR-U 81	15VR405666R2000
	CR-U T	15VR405677R0000
Control voltage		
6-220 V DC	■	
6-24 V DC	■	■
24-60 V DC		■
110 V DC		■
110-230 V DC		■
6-24 V AC		■
24-60 V AC		■
110-230 V AC		■
24 V AC		■
115 V AC		■
230 V AC		■
24-240 V AC/DC		■
Function		
Diode - Reverse polarity protection / free wheeling diode	■	
Diode and LED - Reverse polarity protection / free-wheeling diode and LED to indicate energized coil	■	■
RC element - Spark quenching		■
Diode and LED - LED to indicate energized coil		■
Varistor and LED - Overvoltage protection and LED to indicate energized coil		■
Varistor - Overvoltage protection		■
Multi-function time module		■
LED red	■	■
LED green	■	■

Pluggable interface relays and optocouplers

Benefits and advantages



ABB's interface relays and optocouplers ensure a reliable voltage conversion between process peripherals and higher level control systems. These relays ensure reliable signal switching and provide electrical isolation for sensitive electronics such as PLCs. The wide variety of pluggable interface relays with accompanied by standard or logic sockets may be used for switching AC or DC loads. Suitable for extreme environments, ABB's interface relays are offered across a wide spectrum of coil voltages, with a variety of optional function modules.



Continuous operation

The interface relay portfolio incorporates a large assortment of relays. It includes both electro-mechanical relays and optocouplers. Optocouplers allow for continuous operation without any mechanical wear-and-tear.



Easy to install

The interface relay includes both pluggable and non-pluggable relays. The pluggable relays allow for the easy and seamless exchange of relay modules.



Global availability

The ABB interface relays and optocouplers are approved for a large variety of applications, comply to the highest global approvals and are available world-wide.

Pluggable interface relays and optocouplers


Socket and terminal connection types

Standard sockets



01 Standard socket CR-P

2CDC291040F0004



02 Standard socket CR-M

2CDC29100950011

Position of connection terminals:


Coil connection (A1-A2) on lower side of the socket, contact connections (n/o and n/c contacts) on the lower and upper side of the socket.

Logical sockets



03 Logical socket CR-P

2CDC29100650011



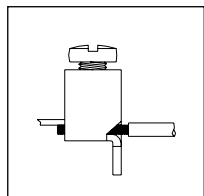
04 Logical socket CR-M

2CDC291042F0004

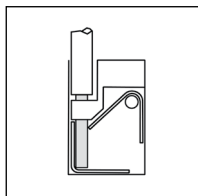
Position of connection terminals:

Coil connection (A1-A2) on lower side of the socket, all contact connections (common contacts, n/o and n/c contacts) on the upper side of the socket.

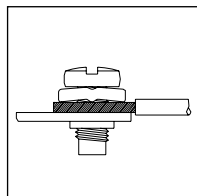
Terminal connection types



05 Screw type



06 Push-in type



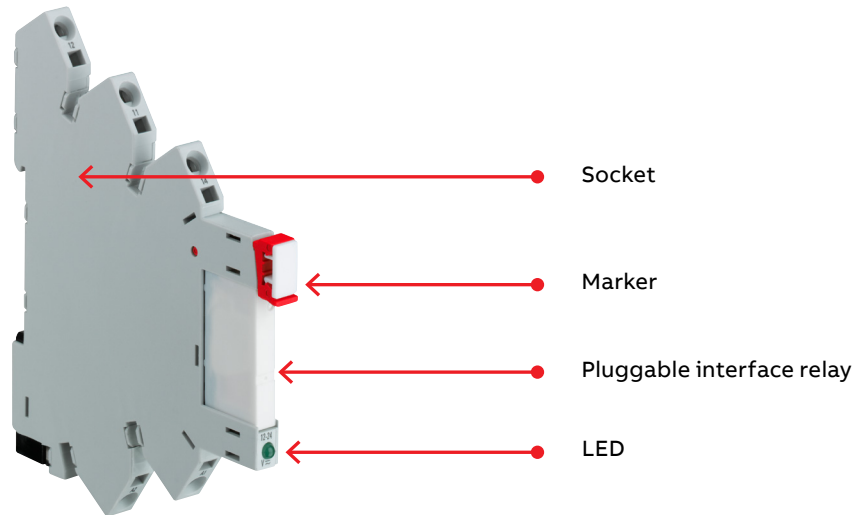
07 Fork type

A variety of sockets are available for interface relays and optocouplers to meet the needs of different applications such as vibration-intensive environments.

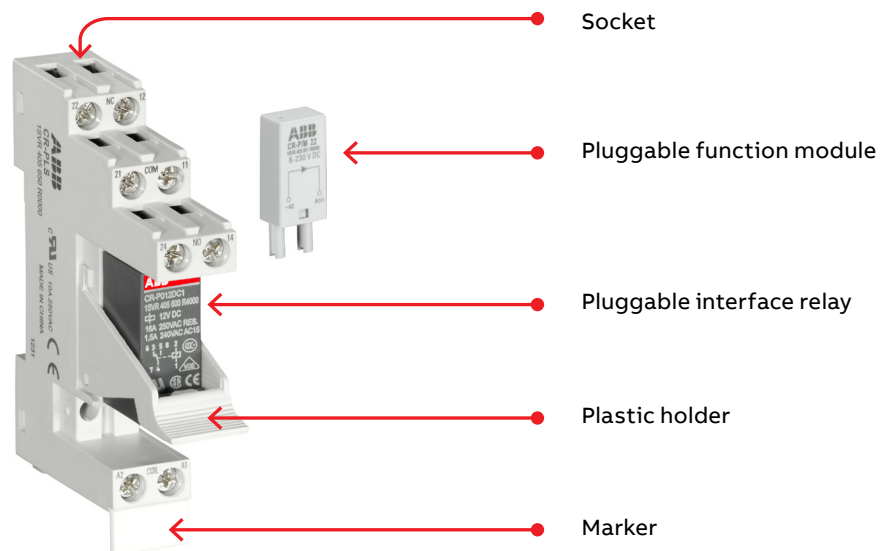
Pluggable interface relays and optocouplers

Relay components

CR-S range




CR-P range




Pluggable interface relays and optocouplers

Relay components

CR-M range



CR-U range



Pluggable interface relays and optocouplers

Ordering details – CR-S range



CR-S relay

The slim pluggable interface relays and optocouplers of the CR-S range may be used for electrical isolation, amplification and signal matching. The CR-S relays are 6.2 mm wide and therefore allow for the switching high currents on a small footprint.

Ordering details - CR-S range pluggable interface relays

Rated control supply voltage	Outputs	Contact ratings	Type	Order code	Pkg qty	Weight (1 pc.) kg (lb)
5 V DC 12 V DC 24 V DC 48 V DC 60 V DC	1 c/o (SPDT) standard contacts	250 V AC, 6 A	CR-S005VDC1R	1SVR405501R1010	10	0.005 (0.011)
			CR-S012VDC1R	1SVR405501R2010		
			CR-S024VDC1R	1SVR405501R3010		
			CR-S048VDC1R	1SVR405501R4010		
			CR-S060VDC1R	1SVR405501R5010		
5 V DC 12 V DC 24 V DC 48 V DC 60 V DC	1 c/o (SPDT) gold plated contacts	12 V, 250 mA (3W) ¹⁾	CR-S005VDC1RG	1SVR405501R1020	10	0.005 (0.011)
			CR-S012VDC1RG	1SVR405501R2020		
			CR-S024VDC1RG	1SVR405501R3020		
			CR-S048VDC1RG	1SVR405501R4020		
			CR-S060VDC1RG	1SVR405501R5020		

Ordering details - CR-S range pluggable optocouplers

Rated control supply voltage	Outputs	Type	Order code	Pkg qty	Weight (1 pc.) kg (lb)
24 V DC	Transistor, 100 mA - 48 V DC	CR-S024VDC1TRA	1SVR405510R3050	10	0.004 (0.009)
	MOS-FET, 2 A - 24 V DC	CR-S024VDC1MOS	1SVR405510R3060		
	Triac, 2 A - 240 V AC	CR-S024VDC1TRI	1SVR405510R3070		



CR-S optocoupler

Ordering details - CR-S range complete interface relays (relay + socket)

Rated control supply voltage	Outputs	Contact ratings	Type	Order code	Pkg qty	Weight (1 pc.) kg (lb)
24 V AC/DC	1 c/o (SPDT) standard contacts	250 V AC, 6 A	CR-S012VADC1CRS	1SVR405541R2110	10	0.03 (0.066)
			CR-S012VADC1CRZ	1SVR405541R2210		
			CR-S024VADC1CRS	1SVR405541R3110		
			CR-S024VADC1CRZ	1SVR405541R3210		
			CR-S110VADC1CRS	1SVR405541R6110		
110 V AC/DC			CR-S110VADC1CRZ	1SVR405541R6210		
			CR-S230VADC1CRS	1SVR405541R7110		
230 V AC/DC			CR-S230VADC1CRZ	1SVR405541R7210		
24 V AC/DC	1 c/o (SPDT) gold plated contacts	12 V, 250 mA (3W) ¹⁾	CR-S024VADC1CRGS	1SVR405541R3120	10	0.03 (0.066)
			CR-S024VADC1CRGZ	1SVR405541R3220		
			CR-S110VADC1CRGS	1SVR405541R6120		
			CR-S110VADC1CRGZ	1SVR405541R6220		
			CR-S230VADC1CRGS	1SVR405541R7120		
110 V AC/DC			CR-S230VADC1CRZ	1SVR405541R7220		
230 V AC/DC						



CR-S complete interface relay

¹⁾ If specified maximum values exceeded, the gold plating is destroyed. The maximum values of the standard contacts are then valid.

Pluggable interface relays and optocouplers

Ordering details – CR-S range



CR-S socket

2CDC292008F0016

Ordering details - CR-S range sockets

Rated control supply voltage	Connection type	Type	Order code	Pkg qty	Weight (1 pc.) kg (lb)
6-24 V DC	screw	CR-S006/024VDC1SS	1SVR405521R1100	10	0.025 (0.055)
	spring	CR-S006/024VDC1SZ	1SVR405521R1200		
12-24 V AC/DC	screw	CR-S012/024VADC1SS	1SVR405521R3100		
	spring	CR-S012/024VADC1SZ	1SVR405521R3200		
48-60 V AC/DC	screw	CR-S048/060VADC1SS	1SVR405521R5100		
	spring	CR-S048/060VADC1SZ	1SVR405521R5200		
110-125 V AC/DC	screw	CR-S110/125VADC1SS	1SVR405521R6100		
	spring	CR-S110/125VADC1SZ	1SVR405521R6200		
220-240 V AC/DC	screw	CR-S220/240VADC1SS	1SVR405521R7100		
	spring	CR-S220/240VADC1SZ	1SVR405521R7200		

Ordering details - CR-S range accessories

Version	Type	Order code	Pkg qty	Weight (1 pc.) kg (lb)
Jumper bar 20 pole, blue color	CR-SJB20-BLUE	1SVR405598R0700	10	0.008 (0.018)
Jumper bar 20 pole, red color	CR-SJB20-RED	1SVR405598R0800		
Jumper bar 20 pole, black color	CR-SJB20-BLACK	1SVR405598R0900		
Separator	CR-SSEP	1SVR405599R0000	10	0.012 (0.026)
Marker block (1 block with 16 pieces)	CR-SM1	1SVR405596R0000	10	0.0001 (0.0002)

Pluggable interface relays and optocouplers

Ordering details – CR-S range

Relay assemblies

Control voltage	Connection terminal	Contact material	Socket type	Socket order code	Relay type	Relay order code
5 V DC	screw	standard	CR-S006/024VDC1SS	1SVR405521R1100	CR-S005VDC1R	1SVR405501R1010
		gold plated	CR-S006/024VDC1SS	1SVR405521R1100	CR-S005VDC1RG	1SVR405501R1020
	spring	standard	CR-S006/024VDC1SZ	1SVR405521R1200	CR-S005VDC1R	1SVR405501R1010
		gold plated	CR-S006/024VDC1SZ	1SVR405521R1200	CR-S005VDC1RG	1SVR405501R1020
12 V DC	screw	standard	CR-S006/024VDC1SS or CR-S012/024VADC1SS	1SVR405521R1100 or 1SVR405521R3100	CR-S012VDC1R	1SVR405501R2010
		gold plated	CR-S006/024VDC1SS or CR-S012/024VADC1SS	1SVR405521R1100 or 1SVR405521R3100	CR-S012VDC1RG	1SVR405501R2020
	spring	standard	CR-S006/024VDC1SZ or CR-S012/024VADC1SZ	1SVR405521R1200 or 1SVR405521R3200	CR-S012VDC1R	1SVR405501R2010
		gold plated	CR-S006/024VDC1SZ or CR-S012/024VADC1SZ	1SVR405521R1200 or 1SVR405521R3200	CR-S012VDC1RG	1SVR405501R2020
12 V AC	screw	standard	CR-S012/024VADC1SS	1SVR405521R3100	CR-S012VDC1R	1SVR405501R2010
		gold plated	CR-S012/024VADC1SS	1SVR405521R3100	CR-S012VDC1RG	1SVR405501R2020
	spring	standard	CR-S012/024VADC1SZ	1SVR405521R3200	CR-S012VDC1R	1SVR405501R2010
		gold plated	CR-S012/024VADC1SZ	1SVR405521R3200	CR-S012VDC1RG	1SVR405501R2020
24 V DC	screw	standard	CR-S006/024VDC1SS or CR-S012/024VADC1SS	1SVR405521R1100 or 1SVR405521R3100	CR-S024VDC1R	1SVR405501R3010
		gold plated	CR-S006/024VDC1SS or CR-S012/024VADC1SS	1SVR405521R1100 or 1SVR405521R3100	CR-S024VDC1RG	1SVR405501R3020
	spring	standard	CR-S006/024VDC1SZ or CR-S012/024VADC1SZ	1SVR405521R1200 or 1SVR405521R3200	CR-S024VDC1R	1SVR405501R3010
		gold plated	CR-S006/024VDC1SZ or CR-S012/024VADC1SZ	1SVR405521R1200 or 1SVR405521R3200	CR-S024VDC1RG	1SVR405501R3020
24 V AC	screw	standard	CR-S012/024VADC1SS	1SVR405521R3100	CR-S024VDC1R	1SVR405501R3010
		gold plated	CR-S012/024VADC1SS	1SVR405521R3100	CR-S024VDC1RG	1SVR405501R3020
	spring	standard	CR-S012/024VADC1SZ	1SVR405521R3200	CR-S024VDC1R	1SVR405501R3010
		gold plated	CR-S012/024VADC1SZ	1SVR405521R3200	CR-S024VDC1RG	1SVR405501R3020
48 V AC/DC	screw	standard	CR-S048/060VADC1SS	1SVR405521R5100	CR-S048VDC1R	1SVR405501R4010
		gold plated	CR-S048/060VADC1SS	1SVR405521R5100	CR-S048VDC1RG	1SVR405501R4020
	spring	standard	CR-S048/060VADC1SZ	1SVR405521R5200	CR-S048VDC1R	1SVR405501R4010
		gold plated	CR-S048/060VADC1SZ	1SVR405521R5200	CR-S048VDC1RG	1SVR405501R4020
60 V AC/DC	screw	standard	CR-S048/060VADC1SS	1SVR405521R5100	CR-S060VDC1R	1SVR405501R5010
		gold plated	CR-S048/060VADC1SS	1SVR405521R5100	CR-S060VDC1RG	1SVR405501R5020
	spring	standard	CR-S048/060VADC1SZ	1SVR405521R5200	CR-S060VDC1R	1SVR405501R5010
		gold plated	CR-S048/060VADC1SZ	1SVR405521R5200	CR-S060VDC1RG	1SVR405501R5020
110-125 V AC/DC	screw	standard	CR-S110/125VADC1SS	1SVR405521R6100	CR-S060VDC1R	1SVR405501R5010
		gold plated	CR-S110/125VADC1SS	1SVR405521R6100	CR-S060VDC1RG	1SVR405501R5020
	spring	standard	CR-S110/125VADC1SZ	1SVR405521R6200	CR-S060VDC1R	1SVR405501R5010
		gold plated	CR-S110/125VADC1SZ	1SVR405521R6200	CR-S060VDC1RG	1SVR405501R5020
220-240 V AC/DC	screw	standard	CR-S220/240VADC1SS	1SVR405521R7100	CR-S060VDC1R	1SVR405501R5010
		gold plated	CR-S220/240VADC1SS	1SVR405521R7100	CR-S060VDC1RG	1SVR405501R5020
	spring	standard	CR-S220/240VADC1SZ	1SVR405521R7200	CR-S060VDC1R	1SVR405501R5010
		gold plated	CR-S220/240VADC1SZ	1SVR405521R7200	CR-S060VDC1RG	1SVR405501R5020

Pluggable interface relays and optocouplers

Ordering details – CR-S range

Optocoupler assemblies

Control voltage	Connection terminal	Output characteristics	Socket type	Socket order code	Opto type	Opto order code
24 V DC	screw	Transistor 100 mA - 48 V DC	CR-S012/024VADC1SS	1SVR405521R3100	CR-S024VDC1TRA	1SVR405510R3050
	spring		CR-S012/024VADC1SZ	1SVR405521R3200	CR-S024VDC1TRA	1SVR405510R3050
	screw	MOS-FET 2 A - 24 V DC	CR-S012/024VADC1SS	1SVR405521R3100	CR-S024VDC1MOS	1SVR405510R3060
	spring		CR-S012/024VADC1SZ	1SVR405521R3200	CR-S024VDC1MOS	1SVR405510R3060
	screw	Triac 2 A - 240 V AC	CR-S012/024VADC1SS	1SVR405521R3100	CR-S024VDC1TRI	1SVR405510R3070
	spring		CR-S012/024VADC1SZ	1SVR405521R3200	CR-S024VDC1TRI	1SVR405510R3070

Pluggable interface relays and optocouplers

Ordering details – CR-P range

The CR-P range offers the highest current switching in an IP67 rated relay housing. This range comprises of pluggable interface relays and optocouplers offered in 10 different control supply voltages. Additionally, gold plated contacts are available for applications where sensitive signals are to be switched. The CR-P range also includes complete versions consisting of a relay, socket, holder, marker and function module.



2CDC291.045.F0004

CR-P relay

Ordering details - CR-P range relays

Rated control supply voltage	Outputs	Contact ratings	Type	Order code	Pkg qty	Weight (1 pc.) kg (lb)
12 V DC	1 c/o (SPDT)	250 V AC, 16 A	CR-P012DC1	1SVR405600R4000	10	0.014 (0.031)
24 V DC			CR-P024DC1	1SVR405600R1000		
48 V DC			CR-P048DC1	1SVR405600R6000		
110 V DC			CR-P110DC1	1SVR405600R8000		
24 V AC			CR-P024AC1	1SVR405600R0000		
48 V AC			CR-P048AC1	1SVR405600R5000		
110 V AC			CR-P110AC1	1SVR405600R7000		
120 V AC			CR-P120AC1	1SVR405600R2000		
230 V AC			CR-P230AC1	1SVR405600R3000		
12 V DC			2 c/o (SPDT)	250 V AC, 8 A		
24 V DC	CR-P024DC2	1SVR405601R1000				
48 V DC	CR-P048DC2	1SVR405601R6000				
110 V DC	CR-P110DC2	1SVR405601R8000				
12 V AC	CR-P012AC2	1SVR405601R0200				
24 V AC	CR-P024AC2	1SVR405601R0000				
48 V AC	CR-P048AC2	1SVR405601R5000				
110 V AC	CR-P110AC2	1SVR405601R7000				
120 V AC	CR-P120AC2	1SVR405601R2000				
230 V AC	CR-P230AC2	1SVR405601R3000				

Ordering details - CR-P range relays with gold contacts

Rated control supply voltage	Outputs	Contact ratings	Type	Order code	Pkg qty	Weight (1 pc.) kg (lb)
24 V DC	2 c/o (SPDT) gold contact	250 V AC, 8 A	CR-P024DC2G	1SVR405606R1000	10	0.014 (0.031)
24 V AC			CR-P024AC2G	1SVR405606R0000		
110 V AC			CR-P110AC2G	1SVR405606R7000		
230 V AC			CR-P230AC2G	1SVR405606R3000		

Ordering details - CR-P range pluggable optocouplers

Rated control supply voltage (Us)	Outputs	Type	Order code	Pkg qty	Weight (1 pc.) kg (lb)
10-32 V DC	MOS-FET, 5 A - 35 V DC	CR-P024MOS1	1SVR405610R4060	10	0.011 (0.618)
	Triac, 3 A - 275 V AC	CR-P024TRI1	1SVR405610R4070		




2CDC291.006.S0016

CR-P optocoupler

Pluggable interface relays and optocouplers

Ordering details – CR-P range




CR-PSS

2CDC29104F00004



CR-PLP

9PAA00000146644



CR-PJ

2CDC 291 004 F0007

Standard and logical sockets for CR-P interface relays are suitable for snap-on mounting onto a DIN rail. Optional function modules for the CR-P range are plugged into both standard and logical sockets.

Ordering details - Sockets*

Version	Connection terminal	Type	Order code	Pkg qty	Weight (1 pc.) kg (lb)
Logical socket with protective separation	screw	CR-PLS	1SVR405650R0000	10	0.045 (0.099)
Standard socket	screw	CR-PSS	1SVR405650R1000		0.038 (0.084)
Logical socket	push-in	CR-PLP	1SVR405650R0310		0.036 (0.079)

*All CR-P socket packages include a set of markers.

Standard sockets

Position of connection terminals: coil connection (A1-A2) on lower side of the socket, contact connections (n/o and n/c contacts) on the lower and upper side of the socket.

Logical sockets

Position of connection terminals: coil connection (A1-A2) on lower side of the socket, all contact connections (common contacts, n/o and n/c contacts) on the upper side of the socket.

Ordering details - Accessories

Version	Type	Order code	Pkg qty	Weight (1 pc.) kg (lb)
Plastic holder for socket	CR-PH	1SVR405659R0000	10	0.002 (0.004)
Metal holder for socket	CR-PH1	1SVR405659R0100		0.4g
Jumper bar for sockets with screw connection	CR-PJ	1SVR405658R5000		0.018 (0.040)
Marker	CR-PM	1SVR405658R0000	10	0.0002 (0.0004)

Pluggable interface relays and optocouplers

Ordering details – CR-P range



CR-P complete version

2CDC29.001F0019

Ordering details - CR-P range complete versions

Rated control supply voltage	Out-puts	Description	Socket type	Connection terminal	Type	Order code	Pkg qty	Weight (1 pc.) kg (lb)
12 V DC	1 c/o	Reverse polarity protection and freewheeling diode, LED green, holder	standard	screw	CR-P012DC1SS42V	1SVR405600R4010	10	0.057 (0.126)
24 V DC	1 c/o	Reverse polarity protection and freewheeling diode, LED green, holder	standard	screw	CR-P024DC1SS42V	1SVR405600R1010	10	0.057 (0.126)
110 VDC	1 c/o	Reverse polarity protection and freewheeling diode, LED green, holder	standard	screw	CR-P110DC1SS42CV	1SVR405600R8010	10	0.057 (0.126)
24 V AC	1 c/o	Varistor and LED green, holder	standard	screw	CR-P024AC1SS62CV	1SVR405600R0010	10	0.057 (0.126)
120 VAC	1 c/o	Varistor and LED green, holder	standard	screw	CR-P120AC1SS92CV	1SVR405600R2010	10	0.057 (0.126)
230 VAC	1 c/o	Reverse polarity protection and freewheeling diode, LED green, holder	standard	screw	CR-P230AC1SS92CV	1SVR405600R3110	10	0.057 (0.126)
		Holder	logical	screw	CR-P230AC1LS	1SVR405600R3011	10	0.057 (0.126)

Pluggable interface relays and optocouplers

Ordering details – CR-P range



CR-P complete version

2CDC29.001F0019

Ordering details - CR-P range complete versions

Rated control supply voltage	Out-puts	Description	Socket type	Con-nection terminal	Type	Order code	Pkg qty	Weight (1 pc.) kg (lb)
12 V DC	2 c/o	Reverse polarity protection and freewheeling diode, LED green, holder	standard	screw	CR-P012DC2SS42V	1SVR405601R4010	10	0.057 (0.126)
24 V DC	2 c/o	Reverse polarity protection and freewheeling diode, LED green, holder	standard	screw	CR-P024DC2SS42V	1SVR405601R1010	10	0.057 (0.126)
		Reverse polarity protection and freewheeling diode, LED red, holder	logical	screw	CR-P024DC2LS42	1SVR405601R1013	10	0.057 (0.126)
		Reverse polarity protection and freewheeling diode, LED green, holder	logical	screw	CR-P024DC2LS42V	1SVR405601R1011	10	0.057 (0.126)
110 V DC	2 c/o	Reverse polarity protection and freewheeling diode, LED green, holder	standard	screw	CR-P110DC2SS42CV	1SVR405601R8010	10	0.057 (0.126)
24 V AC	2 c/o	Varistor and LED green, holder	standard	screw	CR-P024AC2SS62CV	1SVR405601R0010	10	0.057 (0.126)
120 V AC	2 c/o	Varistor and LED green, holder	standard	screw	CR-P120AC2SS92CV	1SVR405601R2010	10	0.057 (0.126)
230 V AC	2 c/o	Reverse polarity protection and freewheeling diode, LED green, holder	standard	screw	CR-P230AC2SS92CV	1SVR405601R3110	10	0.057 (0.126)
		Varistor and LED green, holder	logical	screw	CR-P230AC2LS92CV	1SVR405601R3011	10	0.057 (0.126)

Pluggable interface relays and optocouplers

Ordering details – CR-M range



CR-M

The CR-M range offers the possibility of switching up to 4 different circuits with a single relay. The integrated LED and test button* allow for easy testing and commissioning. This range of relays are available at a wide range of different coil voltages and are accompanied by a wide variety of function modules. The CR-M range also includes complete versions consisting of a relay, socket, holder, marker and where applicable, function module.

Ordering details - CR-M range without LED

Rated control supply voltage	Outputs	Contact ratings	Type	Order code	Pkg qty	Weight (1 pc.) kg (lb)				
12 V DC	2 c/o (SPDT)	250 V AC, 12 A	CR-M012DC2	1SVR405611R4000	10	0.033 (0.073)				
24 V DC			CR-M024DC2	1SVR405611R1000						
48 V DC			CR-M048DC2	1SVR405611R6000						
60 V DC			CR-M060DC2	1SVR405611R4200						
110 V DC			CR-M110DC2	1SVR405611R8000						
125 V DC			CR-M125DC2	1SVR405611R8200						
220 V DC			CR-M220DC2	1SVR405611R9000						
24 V AC			CR-M024AC2	1SVR405611R0000						
48 V AC			CR-M048AC2	1SVR405611R5000						
110 V AC			CR-M110AC2	1SVR405611R7000						
120 V AC			CR-M120AC2	1SVR405611R2000						
230 V AC			CR-M230AC2	1SVR405611R3000						
12 V DC			3 c/o (SPDT)	250 V AC, 10 A			CR-M012DC3	1SVR405612R4000	10	0.033 (0.073)
24 V DC							CR-M024DC3	1SVR405612R1000		
48 V DC	CR-M048DC3	1SVR405612R6000								
60 V DC	CR-M060DC3	1SVR405612R4200								
110 V DC	CR-M110DC3	1SVR405612R8000								
125 V DC	CR-M125DC3	1SVR405612R8200								
220 V DC	CR-M220DC3	1SVR405612R9000								
24 V AC	CR-M024AC3	1SVR405612R0000								
48 V AC	CR-M048AC3	1SVR405612R5000								
60 V AC	CR-M060AC3	1SVR405612R5200								
110 V AC	CR-M110AC3	1SVR405612R7000								
120 V AC	CR-M120AC3	1SVR405612R2000								
230 V AC	CR-M230AC3	1SVR405612R3000								
12 V DC	4 c/o (SPDT)	250 V AC, 6 A			CR-M012DC4	1SVR405613R4000	10	0.033 (0.073)		
24 V DC			CR-M024DC4	1SVR405613R1000						
48 V DC			CR-M048DC4	1SVR405613R6000						
60 V DC			CR-M060DC4	1SVR405613R4200						
110 V DC			CR-M110DC4	1SVR405613R8000						
125 V DC			CR-M125DC4	1SVR405613R8200						
220 V DC			CR-M220DC4	1SVR405613R9000						
24 V AC			CR-M024AC4	1SVR405613R0000						
48 V AC			CR-M048AC4	1SVR405613R5000						
110 V AC			CR-M110AC4	1SVR405613R7000						
120 V AC			CR-M120AC4	1SVR405613R2000						
230 V AC			CR-M230AC4	1SVR405613R3000						

* Note: During the operation of the relay, the temperature of the test button will increase. In order to manually operate the test button, the supply voltage should first be disconnected. The test button is only safe to operate once it has cooled down or by using protective gloves and insulated tools. During operation, the test button should be pressed smoothly and quickly. When the test button is depressed, the n/o contacts will close and remain closed. Once the button is released, the n/o contacts change status and open. A 90 degree rotation of the test button closes and holds the n/o contacts in a closed position. Reverse rotation of the test button will once again change the status of the n/o contacts to their default open position.

Pluggable interface relays and optocouplers

Ordering details – CR-M range



CR-M

Ordering details - CR-M range with LED

Rated control supply voltage	Outputs	Contact ratings	Type	Order code	Pkg qty	Weight (1 pc.) kg (lb)
12 V DC	2 c/o (SPDT)	250 V AC, 12 A	CR-M012DC2L	1SVR405611R4100	10	0.033 (0.073)
24 V DC			CR-M024DC2L	1SVR405611R1100		
48 V DC			CR-M048DC2L	1SVR405611R6100		
60 V DC			CR-M060DC2L	1SVR405611R4300		
110 V DC			CR-M110DC2L	1SVR405611R8100		
125 V DC			CR-M125DC2L	1SVR405611R8300		
220 V DC			CR-M220DC2L	1SVR405611R9100		
12 V AC			CR-M012AC2L	1SVR405611R0300		
24 V AC			CR-M024AC2L	1SVR405611R0100		
48 V AC			CR-M048AC2L	1SVR405611R5100		
110 V AC			CR-M110AC2L	1SVR405611R7100		
120 V AC			CR-M120AC2L	1SVR405611R2100		
230 V AC			CR-M230AC2L	1SVR405611R3100		
12 V DC			3 c/o (SPDT)	250 V AC, 10 A		
24 V DC	CR-M024DC3L	1SVR405612R1100				
48 V DC	CR-M048DC3L	1SVR405612R6100				
60 V DC	CR-M060DC3L	1SVR405612R4300				
110 V DC	CR-M110DC3L	1SVR405612R8100				
125 V DC	CR-M125DC3L	1SVR405612R8300				
220 V DC	CR-M220DC3L	1SVR405612R9100				
12 V AC	CR-M012AC3L	1SVR405612R0300				
24 V AC	CR-M024AC3L	1SVR405612R0100				
48 V AC	CR-M048AC3L	1SVR405612R5100				
110 V AC	CR-M110AC3L	1SVR405612R7100				
120 V AC	CR-M120AC3L	1SVR405612R2100				
230 V AC	CR-M230AC3L	1SVR405612R3100				
12 V DC	4 c/o (SPDT)	250 V AC, 6 A			CR-M012DC4L	1SVR405613R4100
24 V DC			CR-M024DC4L	1SVR405613R1100		
48 V DC			CR-M048DC4L	1SVR405613R6100		
60 V DC			CR-M060DC4L	1SVR405613R4300		
110 V DC			CR-M110DC4L	1SVR405613R8100		
125 V DC			CR-M125DC4L	1SVR405613R8300		
220 V DC			CR-M220DC4L	1SVR405613R9100		
12 V AC			CR-M012AC4L	1SVR405613R0300		
24 V AC			CR-M024AC4L	1SVR405613R0100		
48 V AC			CR-M048AC4L	1SVR405613R5100		
110 V AC			CR-M110AC4L	1SVR405613R7100		
120 V AC			CR-M120AC4L	1SVR405613R2100		
230 V AC			CR-M230AC4L	1SVR405613R3100		

Pluggable interface relays and optocouplers

Ordering details – CR-M range



CR-M

Ordering details - CR-M range with LED and free-wheeling diode

Rated control supply voltage	Outputs	Contact ratings	Type	Order code	Pkg qty	Weight (1 pc.) kg (lb)
12 V DC	2 c/o (SPDT)	250 V AC, 6 A	CR-M012DC2LD	1SVR405611R4400	10	0.033 (0.073)
24 V DC			CR-M024DC2LD	1SVR405611R1400	10	0.033 (0.073)
48 V DC			CR-M048DC2LD	1SVR405611R6400	10	0.033 (0.073)
110 V DC			CR-M110DC2LD	1SVR405611R8400	10	0.033 (0.073)
125 V DC			CR-M125DC2LD	1SVR405611R8500	10	0.033 (0.073)
220 V DC			CR-M220DC2LD	1SVR405611R9400	10	0.033 (0.073)
12 V DC	3 c/o (SPDT)	250 V AC, 10 A	CR-M012DC3LD	1SVR405612R4400	10	0.033 (0.073)
24 V DC			CR-M024DC3LD	1SVR405612R1400	10	0.033 (0.073)
48 V DC			CR-M048DC3LD	1SVR405612R6400	10	0.033 (0.073)
110 V DC			CR-M110DC3LD	1SVR405612R8400	10	0.033 (0.073)
125 V DC			CR-M125DC3LD	1SVR405612R8500	10	0.033 (0.073)
220 V DC			CR-M220DC3LD	1SVR405612R9400	10	0.033 (0.073)
12 VDC	4 c/o (SPDT)	250 V AC, 6 A	CR-M012DC4LD	1SVR405613R4400	10	0.033 (0.073)
24 V DC			CR-M024DC4LD	1SVR405614R1100	10	0.033 (0.073)
48 V DC			CR-M048DC4LD	1SVR405613R6400	10	0.033 (0.073)
110 V DC			CR-M110DC4LD	1SVR405613R8400	10	0.033 (0.073)
125 V DC			CR-M125DC4LD	1SVR405613R8500	10	0.033 (0.073)
220 V DC			CR-M220DC4LD	1SVR405613R9400	10	0.033 (0.073)

Ordering details - CR-M range with gold contacts

Rated control supply voltage	Outputs	Contact ratings	Type	Order code	Pkg qty	Weight (1 pc.) kg (lb)
24 V DC	4 c/o (SPDT)	250 V AC, 6 A	CR-M024DC4G	1SVR405618R1000	10	0.033 (0.073)
24 V AC			CR-M024AC4G	1SVR405618R0000		
110 V AC			CR-M110AC4G	1SVR405618R7000		
230 V AC			CR-M230AC4G	1SVR405618R3000		

Pluggable interface relays and optocouplers

Ordering details – CR-M range



CR-M

Ordering details – CR-M range with gold contacts and LED


Rated control supply voltage	Outputs	Contact ratings	Type	Order code	Pkg qty	Weight (1 pc.) kg (lb)
12 V DC	4 c/o (SPDT)	250 V AC, 6 A	CR-M012DC4LG	1SVR405618R4100	10	0.033 (0.073)
24 V DC			CR-M024DC4LG	1SVR405618R1100		
48 V DC			CR-M048DC4LG	1SVR405618R6100		
60 V DC			CR-M060DC4LG	1SVR405618R4300		
110 V DC			CR-M110DC4LG	1SVR405618R8100		
125 V DC			CR-M125DC4LG	1SVR405618R8300		
220 V DC			CR-M220DC4LG	1SVR405618R9100		
24 V AC			CR-M024AC4LG	1SVR405618R0100		
48 V AC	CR-M048AC4LG	1SVR405618R5100				
110 V AC	CR-M110AC4LG	1SVR405618R7100				
120 V AC	CR-M120AC4LG	1SVR405618R2100				
230 V AC	CR-M230AC4LG	1SVR405618R3100				

Ordering details – CR-M range with gold contacts, LED and free-wheeling diode

Rated control supply voltage	Outputs	Contact ratings	Type	Order code	Pkg qty	Weight (1 pc.) kg (lb)
12 V DC	4 c/o (SPDT)	250 V AC, 6 A	CR-M012DC4LDG	1SVR405618R4400	10	0.033 (0.073)
24 V DC			CR-M024DC4LDG	1SVR405618R1400		

Pluggable interface relays and optocouplers


Ordering details – CR-M range



CR-M complete version

Ordering details – CR-M range complete version

Rated control supply voltage	Out-puts	Description	Socket type	Connection terminal	Type	Order code	Pkg	Weight
							qty	(1 pc.) kg (lb)
12 V DC	4 c/o gold-plated	LED red, holder	standard	screw	CR-M012DC4LDGSS	1SVR405618R4410	10	0.0109 (0.024)
24 V DC	4 c/o	Reverse polarity protection and free-wheeling diode, LED green, holder	standard	screw	CR-M024DC4SS42V	1SVR405613R1010	10	0.0109 (0.024)
		Reverse polarity protection and free-wheeling diode, LED green, holder	logical	screw	CR-M024DC4LS42V	1SVR405613R1011	10	0.0109 (0.024)
24 V DC	4 c/o gold-plated	Reverse polarity protection and free-wheeling diode, LED green, holder	standard	screw	CR-M024DC4GSS42V	1SVR405618R1011	10	0.0109 (0.024)
		LED red, free-wheeling diode, holder	standard	screw	CR-M024DC4LDGSS	1SVR405618R1410	10	0.0109 (0.024)
24 V AC	4 c/o	Varistor and LED green, holder	logical	screw	CR-M024AC4LS62CV	1SVR405613R0010	10	0.0109 (0.024)




CR-M complete version

Ordering details – CR-M range complete version

Rated control supply voltage	Out-puts	Description	Socket type	Connection terminal	Type	Order code	Pkg	Weight
							qty	(1 pc.) kg (lb)
230 V AC	4 c/o	Varistor, LED green, holder	standard	screw	CR-M230AC4SS92CV	1SVR405613R3110	10	0.0109 (0.024)
		Varistor, LED green, holder	logical	screw	CR-M230AC4LS92CV	1SVR405613R3011	10	0.0109 (0.024)
230 V AC	4 c/o gold-plated	Reverse polarity protection and free-wheeling diode, LED green, holder	standard	screw	CR-M230AC4GSS92CV	1SVR405618R3112	10	0.0109 (0.024)
		LED red, holder	standard	screw	CR-M230AC4LGSS	1SVR405618R3111	10	0.0109 (0.024)


Pluggable interface relays and optocouplers

Ordering details – CR-M range




CR-M2LS

2CDC291.04.P0004



CR-M4SS

2CDC291.009.F0011



CR-M4LP

9PA000001.46641



CR-MJ

2CDC291.005.F0007

Standard and logical sockets for CR-M interface relays are suitable for snap-on mounting onto a DIN rail. Optional function modules for the CR-M range are plugged into both standard and logical sockets.

Ordering details - Sockets*

Version	Connection terminal	Type	Order code	Pkg qty	Weight (1 pc.) kg (lb)
Logical socket for 2 c/o	screw	CR-M2LS	1SVR405651R1100	10	0.055 (0.121)
Logical socket for 3 c/o		CR-M3LS	1SVR405651R2100		0.062 (0.137)
Logical socket for 2/4 c/o		CR-M4LS	1SVR405651R3100		0.066 (0.146)
High Performance Logical Socket for 2 c/o		CR-M2LSH	1SVR405651R4100		0.064 (0.141)
High Performance Logical Socket for 3 c/o		CR-M3LSH	1SVR405651R5100		0.071 (0.157)
Standard socket for 2 c/o		screw	CR-M2SS		1SVR405651R1000
Standard socket for 3 c/o	CR-M3SS		1SVR405651R2000	0.068 (0.150)	
Standard socket for 2/4 c/o	CR-M4SS		1SVR405651R3000	0.070 (0.154)	
Standard socket for 2 c/o	fork type		CR-M2SF	1SVR405651R1300	0.040 (0.088)
Standard socket for 2/4 c/o		CR-M4SF	1SVR405651R3300	0.048 (0.106)	
Logical socket for 2 c/o	push-in	CR-M2LP	1SVR405651R6010	0.057 (0.125)	
Logical socket for 4 c/o		CR-M4LP	1SVR405651R6110	0.065 (0.143)	

*All CR-M socket packages include a set of markers.

Standard sockets

Position of connection terminals: coil connection (A1-A2) on lower side of the socket, contact connections (n/o and n/c contacts) on the lower and upper side of the socket.

Logical sockets

Position of connection terminals: coil connection (A1-A2) on lower side of the socket, all contact connections (common contacts, n/o and n/c contacts) on upper side of the socket.

Ordering details - Accessories

Version	Type	Order code	Pkg qty	Weight (1 pc.) kg (lb)
Plastic holder for socket	CR-MH	1SVR405659R1000	10	0.003 (0.007)
Metal holder for socket	CR-MH1	1SVR405659R1100	10	0.0005 (0.001)
Jumper bar for sockets with screw connection	CR-MJ	1SVR405658R6000	10	0.029 (0.064)
Marker for CR-M standard sockets	CR-MM	1SVR405658R1000	10	0.0005 (0.001)
Plug for test button replacement	CR-MP	1SVR405658R2000	100	0.001 (0.002)

Pluggable interface relays and optocouplers

Ordering details – CR-P/M function modules



CR-P/M...

Ordering details - Diode - Reverse polarity protection / free-wheeling diode

Rated control supply voltage U_s	Version	Type	Order code	Pkg qty	Weight (1 pc.) kg (lb)
6-220 V DC	A1+, A2-	CR-P/M 22	1SVR405651R0000	10	0.003 (0.007)

Ordering details - Diode and LED - Reverse polarity protection / free-wheeling diode and LED to indicate energized coil

Rated control supply voltage U_s	Version	Type	Order code	Pkg qty	Weight (1 pc.) kg (lb)
6-24 V DC	red, A1+, A2-	CR-P/M 42	1SVR405652R0000	10	0.003 (0.007)
6-24 V DC	green, A1+, A2-	CR-P/M 42 V	1SVR405652R1000		
24-60 V DC	red, A1+, A2-	CR-P/M 42 B	1SVR405652R4000		
24-60 V DC	green, A1+, A2-	CR-P/M 42 BV	1SVR405652R4100		
110 V DC	red, A1+, A2-	CR-P/M 42 C	1SVR405652R9000		
110 V DC	green, A1+, A2-	CR-P/M 42 CV	1SVR405652R9100		

Ordering details - RC element - Spark quenching

Rated control supply voltage U_s	Version	Type	Order code	Pkg qty	Weight (1 pc.) kg (lb)
6-24 V AC/DC		CR-P/M 52B	1SVR405653R0000	10	0.003 (0.007)
24-60 V AC/DC		CR-P/M 52D	1SVR405653R4000		
110-230 V AC/DC		CR-P/M 52C	1SVR405653R1000		

Ordering details - Diode and LED - LED to indicate energized coil

Rated control supply voltage U_s	Version	Type	Order code	Pkg qty	Weight (1 pc.) kg (lb)
6-24 V AC/DC	red, for DC: A1+, A2-	CR-P/M 62	1SVR405654R0000	10	0.003 (0.007)
6-24 V AC/DC	green, for DC: A1+, A2-	CR-P/M 62 V	1SVR405654R1000		
24-60 V AC/DC	red, for DC: A1+, A2-	CR-P/M 62 E	1SVR405654R4000		
24-60 V AC/DC	green, for DC: A1+, A2-	CR-P/M 62 EV	1SVR405654R4100		
110-230 V AC/DC	red, for DC: A1+, A2-	CR-P/M 92	1SVR405654R0100		
110-230 V AC/DC	green, for DC: A1+, A2-	CR-P/M 92 V	1SVR405654R1100		

Pluggable interface relays and optocouplers

Ordering details – CR-P/M function modules



CR-P/M ...

2CDC291.005-80001

Ordering details - Varistor and LED - Overvoltage protection and LED to indicate energized coil

Rated control supply voltage U_c	Version	Type	Order code	Pkg qty	Weight (1 pc.) kg (lb)
6-24 V AC/DC	red, for DC: A1+, A2-	CR-P/M 62 C	1SVR405655R0000	10	0.003 (0.007)
6-24 V AC/DC	green, for DC: A1+, A2-	CR-P/M 62 CV	1SVR405655R1000		
24-60 V AC/DC	red, for DC: A1+, A2-	CR-P/M 62 D	1SVR405655R4000		
24-60 V AC/DC	green, for DC: A1+, A2-	CR-P/M 62 DV	1SVR405655R4100		
110-230 V AC/DC	red, for DC: A1+, A2-	CR-P/M 92 C	1SVR405655R0100		
110-230 V AC/DC	green, for DC: A1+, A2-	CR-P/M 92 CV	1SVR405655R1100		

Ordering details - Varistor - Overvoltage protection

Rated control supply voltage U_c	Version	Type	Order code	Pkg qty	Weight (1 pc.) kg (lb)
24 V AC		CR-P/M 72	1SVR405656R0000	10	0.002 (0.004)
115 V AC		CR-P/M 72 A	1SVR405656R1000		
230 V AC		CR-P/M 82	1SVR405656R2000		

Pluggable interface relays and optocouplers

Ordering details – CR-U range



CR-U

The CR-U range offers up to 3 change over contacts in single relay. The integrated LED and test button* allow for easy testing and commissioning. This robust range of relays are available at a wide range of different coil voltages and are accompanied by a wide variety of function modules.

Ordering details - CR-U range without LED

Rated control supply voltage	Outputs	Contact ratings	Type	Order code	Pkg qty	Weight (1 pc.) kg (lb)				
12 V DC	2 c/o (SPDT)	250 V AC, 10 A	CR-U012DC2	1SVR405621R4000	10	0.083 (0.183)				
24 V DC			CR-U024DC2	1SVR405621R1000						
48 V DC			CR-U048DC2	1SVR405621R6000						
110 V DC			CR-U110DC2	1SVR405621R8000						
220 V DC			CR-U220DC2	1SVR405621R9000						
24 V AC			CR-U024AC2	1SVR405621R0000						
48 V AC			CR-U048AC2	1SVR405621R5000						
110 V AC			CR-U110AC2	1SVR405621R7000						
120 V AC			CR-U120AC2	1SVR405621R2000						
230 V AC			CR-U230AC2	1SVR405621R3000						
12 V DC			3 c/o (SPDT)	250 V AC, 10 A			CR-U012DC3	1SVR405622R4000	10	0.083 (0.183)
24 V DC							CR-U024DC3	1SVR405622R1000		
48 V DC							CR-U048DC3	1SVR405622R6000		
110 V DC							CR-U110DC3	1SVR405622R8000		
125 V DC	CR-U125DC3	1SVR405622R8200								
220 V DC	CR-U220DC3	1SVR405622R9000								
24 V AC	CR-U024AC3	1SVR405622R0000								
48 V AC	CR-U048AC3	1SVR405622R5000								
60 V AC	CR-U060AC3	1SVR405622R5200								
110 V AC	CR-U110AC3	1SVR405622R7000								
120 V AC	CR-U120AC3	1SVR405622R2000								
230 V AC	CR-U230AC3	1SVR405622R3000								

* Note: During the operation of the relay, the temperature of the test button will increase. In order to manually operate the test button, the supply voltage should first be disconnected. The test button is only safe to operate once it has cooled down or by using protective gloves and insulated tools. During operation, the test button should be pressed smoothly and quickly. When the test button is depressed, the n/o contacts will close and remain closed. Once the button is released, the n/o contacts change status and open. A 90 degree rotation of the test button closes and holds the n/o contacts in a closed position. Reverse rotation of the test button will once again change the status of the n/o contacts to their default open position.

Ordering details - CR-U range with LED

Rated control supply voltage	Outputs	Contact ratings	Type	Order code	Pkg qty	Weight (1 pc.) kg (lb)
12 V DC	2 c/o (SPDT)	250 V AC, 10 A	CR-U012DC2L	1SVR405621R4100	10	0.083 (0.183)
24 V DC			CR-U024DC2L	1SVR405621R1100		
48 V DC			CR-U048DC2L	1SVR405621R6100		
110 V DC			CR-U110DC2L	1SVR405621R8100		
220 V DC			CR-U220DC2L	1SVR405621R9100		
12 V AC			CR-U012AC2L	1SVR405621R0300		
24 V AC			CR-U024AC2L	1SVR405621R0100		
48 V AC			CR-U048AC2L	1SVR405621R5100		
110 V AC			CR-U110AC2L	1SVR405621R7100		
120 V AC			CR-U120AC2L	1SVR405621R2100		
230 V AC			CR-U230AC2L	1SVR405621R3100		

Pluggable interface relays and optocouplers

Ordering details – CR-U range

Ordering details - CR-U range with LED

Rated control supply voltage	Outputs	Contact ratings	Type	Order code	Pkg qty	Weight (1 pc.) kg (lb)
12 V DC	3 c/o (SPDT)	250 V AC, 10 A	CR-U012DC3L	1SVR405622R4100	10	0.083 (0.183)
24 V DC			CR-U024DC3L	1SVR405622R1100		
48 V DC			CR-U048DC3L	1SVR405622R6100		
110 V DC			CR-U110DC3L	1SVR405622R8100		
220 V DC			CR-U220DC3L	1SVR405622R9100		
12 V AC			CR-U012AC3L	1SVR405622R0300		
24 V AC			CR-U024AC3L	1SVR405622R0100		
48 V AC			CR-U048AC3L	1SVR405622R5100		
110 V AC			CR-U110AC3L	1SVR405622R7100		
120 V AC			CR-U120AC3L	1SVR405622R2100		
230 V AC			CR-U230AC3L	1SVR405622R3100		

Ordering details - CR-U range with LED and free-wheeling diode

Rated control supply voltage	Outputs	Contact ratings	Type	Order code	Pkg qty	Weight (1 pc.) kg (lb)
12 V DC	2 c/o (SPDT)	250 V AC, 10 A	CR-U012DC2LD	1SVR405621R4400	10	0.033 (0.073)
24 V DC			CR-U024DC2LD	1SVR405621R1400	10	0.033 (0.073)
48 V DC			CR-U048DC2LD	1SVR405621R6400	10	0.033 (0.073)
110 V DC			CR-U110DC2LD	1SVR405621R8400	10	0.033 (0.073)
12 V DC	3 c/o (SPDT)	250 V AC, 10 A	CR-U012DC3LD	1SVR405622R4400	10	0.033 (0.073)
24 V DC			CR-U024DC3LD	1SVR405623R1100	10	0.033 (0.073)
48 V DC			CR-U048DC3LD	1SVR405622R6400	10	0.033 (0.073)
110 V DC			CR-U110DC3LD	1SVR405622R8400	10	0.033 (0.073)

The sockets for CR-U interface relays have screw connection terminals and are suitable for snap-on mounting onto a DIN rail. Optional function modules for the CR-U range may only be plugged into compatible standard sockets.

Ordering details - Sockets and Accessories

Version	Type	Order code	Pkg qty	Weight (1 pc.) kg
Socket for 2 c/o and function module	CR-U2S	1SVR405670R0000	10	0.065
Socket for 3 c/o and function module	CR-U3S	1SVR405660R0000		0.065
Small socket for 2 c/o	CR-U2SM	1SVR405670R1100		0.054
Small socket for 3 c/o	CR-U3SM	1SVR405660R1100		0.058
Metal holder for socket	CR-UH	1SVR405669R0000		0.001

CR-U sockets

Position of connection terminals: coil connection (A1-A2) on lower side of socket, contact connections (n/o and n/c contacts) on the lower and upper side of socket.



CR-U

2CDC 291 047 F0004



CR-U2S

2CDC 291 007 S0011

Pluggable interface relays and optocouplers

Ordering details – CR-U function modules



CR-U...

CR-U function modules are compatible with the CR-U2S and CR-U3S sockets only.

Diode - Reverse polarity protection / free-wheeling diode

Rated control supply voltage	Version	Type	Order code	Pkg qty	Weight (1 pc.) kg (lb)
6-220 V DC	A1+, A2-	CR-U 21	1SVR405661R0000	10	0.007 (0.015)

Diode and LED - Reverse polarity protection / free-wheeling diode and LED to indicate energized coil

Rated control supply voltage	Version	Type	Order code	Pkg qty	Weight (1 pc.) kg (lb)
6-24 V DC	red, A1+, A2-	CR-U 41	1SVR405662R0000	10	0.007 (0.015)
6-24 V DC	green, A1+, A2-	CR-U 41V	1SVR405662R1000		
24-60 V DC	red, A1+, A2-	CR-U 41B	1SVR405662R4000		
24-60 V DC	green, A1+, A2-	CR-U 41BV	1SVR405662R4100		
110 V DC	red, A1+, A2-	CR-U 41C	1SVR405662R9000		
110 V DC	green, A1+, A2-	CR-U 41CV	1SVR405662R9100		

RC element - Spark quenching

Rated control supply voltage	Version	Type	Order code	Pkg qty	Weight (1 pc.) kg (lb)
6-24 V AC/DC		CR-U 51B	1SVR405663R0000	10	0.007 (0.015)
24-60 V AC/DC		CR-U 51D	1SVR405663R4000		
110 -230 V AC/DC		CR-U 51C	1SVR405663R1000		

Diode and LED - LED to indicate energized coil

Rated control supply voltage	Version	Type	Order code	Pkg qty	Weight (1 pc.) kg (lb)
6-24 V AC/DC	red, for DC A1+, A2-	CR-U 61	1SVR405664R0000	10	0.007 (0.015)
6-24 V AC/DC	green, for DC A1+, A2-	CR-U 61V	1SVR405664R1000		
24-60 V AC/DC	red, for DC A1+, A2-	CR-U 61E	1SVR405664R4000		
24-60 V AC/DC	green, for DC A1+, A2-	CR-U 61EV	1SVR405664R4100		
110-230 V AC/DC	red, for DC A1+, A2-	CR-U 91	1SVR405664R0100		
110-230 V AC/DC	green, for DC: A1+, A2-	CR-U 91V	1SVR405664R1100		

Pluggable interface relays and optocouplers

Ordering details – CR-U function modules



CR-U...



CR-U T

Varistor and LED - Overvoltage protection and LED to indicate energized coil

Rated control supply voltage	Version	Type	Order code	Pkg qty	Weight (1 pc.) kg (lb)
6-24 V AC/DC	red, for DC A1+, A2-	CR-U 61C	1SVR405665R0000	10	0.007 (0.015)
6-24 V AC/DC	green, for DC A1+, A2-	CR-U 61CV	1SVR405665R1000		
24-60 V AC/DC	red, for DC A1+, A2-	CR-U 61D	1SVR405665R4000		
24-60 V AC/DC	green, for DC A1+, A2-	CR-U 61DV	1SVR405665R4100		
110-230 V AC/DC	red, for DC A1+, A2-	CR-U 91C	1SVR405665R0100		
110-230 V AC/DC	green, for DC A1+, A2-	CR-U 91CV	1SVR405665R1100		

Varistor - Overvoltage protection

Rated control supply voltage	Version	Type	Order code	Pkg qty	Weight (1 pc.) kg (lb)
24 V AC		CR-U 71	1SVR405666R0000	10	0.007 (0.015)
115 V AC		CR-U 71A	1SVR405666R1000		
230 V AC		CR-U 81	1SVR405666R2000		

Multi-function time module*

Rated control supply voltage	Version	Type	Order code	Pkg qty	Weight (1 pc.) kg (lb)
24-240 V AC/DC	green LED	CR-U T	1SVR405667R0000	10	0.014 (0.031)

* For more details, refer to the [CR-U T datasheet](#).

Pluggable interface relays and optocouplers

Technical data - CR-S interface relays

Input circuit							
	Rated control supply voltage U_s	Make voltage (at 23 °C)	Maximum voltage (at 55 °C)	Break voltage	Rated power	Coil resistance (at 23 °C)	Tolerance of coil resistance
CR-S005VDC1R(G)	5 V DC	3.75 V DC	7.5 V DC	0.25 V DC	170 mW	147 Ω	$\pm 10\%$
CR-S012VDC1R(G)	12 V DC	9 V DC	18 V DC	0.6 V DC	170 mW	848 Ω	$\pm 10\%$
CR-S024VDC1R(G)	24 V DC	18 V DC	36 V DC	1.2 V DC	170 mW	3390 Ω	$\pm 15\%$
CR-S048VDC1R(G)	48 V DC	36 V DC	72 V DC	2.4 V DC	210 mW	10600 Ω	$\pm 15\%$
CR-S060VDC1R(G)	60 V DC	45 V DC	90 V DC	3 V DC	210 mW	16600 Ω	$\pm 15\%$
Output circuits							
Output circuit(s)	11-12/14						
Kind of output	1 c/o (SPDT)						
Contact material	AgSnO ₂ or AgSnO ₂ /Au						
Rated operational voltage U_e (IEC/EN 60947-1)	250 V AC						
Minimum switching voltage	5 V at 100 mA (AgSnO ₂) / 5 V at 12 mA (AgSnO ₂ /Au)						
Maximum switching voltage	400 V AC / 250 V DC						
Minimum switching current	10 mA at 10 V (AgSnO ₂) / 3 mA at 20 V (AgSnO ₂ /Au)						
Rated free air thermal current I_{th}	5 A						
Rated operational current (IEC/EN 60947-5-1)	AC12 (resistive) 230 V	6 A					
	AC15 (inductive) 230 V	1.5 A					
	AC15 (inductive) 120 V	3 A					
	DC12 (resistive) 24 V	6 A					
	DC13 (inductive) 24 V	1 A					
	DC13 (inductive) 120 V	0.22 A					
	DC13 (inductive) 250 V	0.11 A					
AC rating (UL 508; NEMA ICS-5)	utilization category (pilot duty) (contact rating code designation)		B300				
DC rating (UL 508; NEMA ICS-5)	utilization category (pilot duty) (contact rating code designation)		R300				
Maximum making (inrush) current	15 A, 240 V AC						
Minimum switching power	100 mA/12 V (AgSnO ₂) / 50 mW (AgSnO ₂ /Au)						
Maximum switching (breaking) power	AC1 (resistive)		1500 VA, 250 V AC				
Contact resistance	$\leq 100\text{ m}\Omega$ (at 1 A 6 V DC) / gold-plated: $\leq 30\text{ m}\Omega$ (at 1 A 6 V DC)						
Maximum operating frequency	rated load AC1		360 switching cycles/h				
	without load		18000 switching cycles/h				
Mechanical lifetime	1 x 10 ⁷ switching cycles						
Electrical lifetime	AC1 (resistive)		(n/c) 3 x 10 ⁴ switching cycles (at +85 °C) (n/o) 1 x 10 ⁴ switching cycles (at +85 °C)				
Response time	8 ms						
Release time	4 ms						
Isolation data							
Rated insulation voltage	250 V AC						
Rated impulse withstand voltage U_{imp}	between coil and contacts		4 kV (1.2/50 μ s) 1 min				
	between open contacts		1 kV (1.2/50 μ s) 1 min				
Clearance	between coil and contacts		5.5 mm (0.217 in)				
Creepage distance	between coil and contacts		8 mm (0.315 in)				
Overvoltage category	III						
Pollution degree	2						
General data							
Dimensions	see 'Dimensional drawings'						
Mounting	on socket						
Mounting position	any						
Degree of protection	RT II and RT III						

Pluggable interface relays and optocouplers

Technical data - CR-S interface relays and CR-S optocouplers

Electrical connection		
Connection	by socket	
Environmental data		
Ambient temperature range	operation	-40...+85 °C
	storage	-40...+85 °C
Vibration resistance (10-150 Hz)	n/o contact	10 Hz to 55 Hz 1 mm DA
	n/c contact	10 Hz to 55 Hz 1 mm DA
Shock resistance	n/o contact	function 49 m/s ² / destructive 980 m/s ²
	n/c contact	function 49 m/s ² / destructive 980 m/s ²
Standards/directives		
Standards	IEC/EN 61810-1	
RoHS Directive	2011/65/EU	

Technical data - CR-S optocouplers

Input circuit	CR-S024VDC1TRA	CR-S024VDC1MOS	CR-S024VDC1TRI
Input resistance	3400 Ohm		
Rated control voltage	24 V DC*		
Pull-in voltage	15 V DC		
Maximum control voltage	30 V DC		
Nominal input current	7 mA		
Input power	168 mW		
Typical switching-on time	< 40 ms	< 60 ms	< 1/2 cycle
Typical switch-off time	< 600 ms	< 600 ms	< 1/2 cycle
Output circuits			
Output circuit(s)	11 (13+) - 14	11 (13+) - 14	11 (13+) - 14
Kind of output	Transistor	MOS-FET	Triac
Rated operational voltage	48 V DC	24 V DC	240 V AC
Maximum switching voltage	48 V DC	24 V DC	275 V AC
Minimum switching current	50 mA	50 mA	22 mA
Maximum switching current continuously	100 mA	2 A	2 A
Leakage current at maximum switching voltage	<1 mA	<1 mA	< 1.5 mA
Voltage drop at rated current	< 120 mV DC	< 120 mV DC	< 1.6 V AC
Isolation data			
Rated insulation voltage	input/output	2.5 kV	
Insulation class		2	
Clearance	input/output	14 mm	
Creepage distance	input/output	14 mm	
Overtoltage category		III	
Pollution degree		2	
General data			
Dimensions	see 'Dimensional drawings'		
Weight	3.5 g (0.007 lb)		
Mounting	on socket		
Environmental data			
Ambient temperature	operation	-30...+80 °C	
	storage	-40...+100 °C	
Standards / Directives			
Standards	IEC/EN 62314		
EMC Directive	2014/30/EN		
RoHS Directive	2011/65/EN		

* The output circuit should not exceed 30 m.

Pluggable interface relays and optocouplers

Technical data - CR-S sockets

Input circuit	CR-S 6-24 V	CR-S 12-24 V	CR-S 48-60 V	CR-S 110-125 V	CR-S 220-240 V
Rated control supply voltage U_s	6-24 V DC	12-24 V AC/DC*	48-60 V AC/DC	110-125 V AC/DC	220-240 V AC/DC
Rated control supply voltage tolerance	(0.8-1.2) U_s	(0.8-1.2) U_s			
Typical current	11-29 mA	11-16 mA	3.6-4.5 mA	3.6 mA	3.6 mA
Response time	8 ms				
Release time	4 ms				
Status device	green LED				
Protective circuit	yes				
Output circuits					
Output circuit(s)	11-12/14				
Number of poles	1				
Rated voltage	250 V AC				
Rated current	6 A				
General data for CR-S with screw connection terminal					
Dimensions	see 'Dimensional drawings'				
Degree of protection (EN 60529)	IP20 (terminals)				
Temperature range	operation	-40...+70 °C			-40...+55 °C
	storage	-40...+85 °C			
Connection type	Screw				
Maximum number of wires per connection terminal	2				
Connecting capacity	rigid	2 x 0.5 - 1.5 mm ² (2 x 20 - 16 AWG)			
	fine-strand				
	with wire end ferule	2 x 0.5 - 1 mm ² (2 x 20 - 18 AWG)			
Tightening torque	0.5 Nm (4.426 lb.in)				
Stripping length	7 mm (0.28 in)				
Minimum clamping force for fine-strand wire	with 0.2 mm ²	10 N			
	with 1.5 mm ²	40 N			
Mounting (IEC/EN 60715)	DIN rail				
Material	socket	PA6 + GF - UL94 V0			
	contacts	CuZn36			
	contact surface	3 μ Ni/Sn			
	terminals	CuZn40, 3 μ Ni			
	combi screw M3	Fe			
General data for CR-S with spring connection terminal					
Dimensions without holder (L x W x H)	see 'Dimensional drawings'				
Degree of protection (EN 60529)	Degree of protection (EN 60529) IP20 (terminals)				
Temperature range	operation	-40...+70 °C			-40...+55 °C
	storage	-40...+85 °C			
Connection type	Spring				
Maximum number of wires per connection terminal	1				
Connecting capacity	0.75 - 2.5 mm ² (20 - 14 AWG) rigid, fine-strand and with wire end ferrule				
Stripping length	7 mm (0.28 in)				
Mounting (IEC/EN 60715)	DIN rail				
Material	socket	PA6 + GF - UL94 V0			
	contacts	CuZn36			
	contact surface	3 μ Ni/Sn			
	spring terminals	SUS301			
Isolation data					
Isolation between coil and contacts	5000 V AC				
Resistance to shock coil to contact	1000 MΩ				
Clearance and creepage distance	IEC/EN 61984				
Standards / Directives					
Standard	IEC/EN 61984				
Low Voltage Directive	2014/35/EU				
RoHS Directive	2011/65/EU				

* In combination with optocouplers, only DC supply is allowed

Pluggable interface relays and optocouplers

Technical data - CR-S jumper bars


Rated operational voltage / current		CR-SJB20-BLUE	CR-SJB20-RED	CR-SJB20-BLACK
Rated operational voltage		250 V AC		
Rated operational current		36 A		
Electrical connection				
Jumper bar cross section		123.2 mm (4.850 in)		
Step distance		6.3 mm (0.248 in)		
Rail length		with isolation 16.7 mm (0.657 in)		
		without isolation 6.7 mm (0.264 in)		
Stripping length of a connection wire that is used in combination with a jumper bar		7 mm (0.276 in)		
Environmental data				
Ambient temperature range		operation -40 ... +70 °C		
General data				
Material of rail		Cu		
Number of pins		20		
Flammability		V0		

Pluggable interface relays and optocouplers

Technical data – CR-P, CR-M, CR-U

Input circuit - coil data


CR-P range

	Rated control supply voltage U_s	Rated frequency	Make voltage (at 20 °C)	Maximum voltage*	Break voltage	Rated power	Coil resistance (at 20 °C)	Tolerance of coil resistance
DC coils	12 V DC	-	8.4 V DC	30.6 V DC	$\geq 0.1 U_s$	0.4-0.48 W	360 Ω	$\pm 10\%$
	24 V DC	-	16.8 V DC	61.2 V DC	$\geq 0.1 U_s$	0.4-0.48 W	1440 Ω	$\pm 10\%$
	48 V DC	-	33.6 V DC	122.4 V DC	$\geq 0.1 U_s$	0.4-0.48 W	5700 Ω	$\pm 10\%$
	110 V DC	-	77 V DC	280 V DC	$\geq 0.1 U_s$	0.4-0.48 W	25200 Ω	$\pm 10\%$
AC coils	24 V AC	50 / 60 Hz	19.2 V AC	28.8 V AC	$\geq 0.15 U_s$	0.75 VA	400 Ω	$\pm 10\%$
	48 V AC	50 / 60 Hz	38.4 V AC	57.6 V AC	$\geq 0.15 U_s$	0.75 VA	1550 Ω	$\pm 10\%$
	110 V AC	50 / 60 Hz	88 V AC	132 V AC	$\geq 0.15 U_s$	0.75 VA	8900 Ω	$\pm 10\%$
	120 V AC	50 / 60 Hz	96 V AC	144 V AC	$\geq 0.15 U_s$	0.75 VA	10200 Ω	$\pm 10\%$
	230 V AC	50 / 60 Hz	184 V AC	276 V AC	$\geq 0.15 U_s$	0.75 VA	38500 Ω	$\pm 10\%$

CR-P optocouplers range

Input circuit	CR-P024MOS1	CR-P024TRI1
Input resistance	2200 Ω	1950 Ω
Rated control voltage	24 V DC	24 V DC
Pull-in voltage	10 V DC	10 V DC
Maximum control voltage	32 V DC	32 V DC
Nominal input current	10 mA	12 mA
Input power	260 mW	295 mW
Typical switching-on time	50 ms	< 1/2 cycle
Typical switch-off time	250 ms	< 1/2 cycle

CR-M range


	Rated control supply voltage U_s	Rated frequency	Make voltage (at 20 °C)	Maximum voltage*	Break voltage	Rated power	Coil resistance (at 20 °C)	Tolerance of coil resistance
DC coils	12 V DC	-	9.6 V DC	13.2 V DC	$\geq 0.1 U_s$	0.9 W	160 Ω	$\pm 10\%$
	24 V DC	-	19.2 DC	26.4 V DC	$\geq 0.1 U_s$	0.9 W	640 Ω	$\pm 10\%$
	48 V DC	-	38.4 V DC	52.8 V DC	$\geq 0.1 U_s$	0.9 W	2600 Ω	$\pm 10\%$
	60 V DC	-	48 V DC	66 V DC	$\geq 0.1 U_s$	0.9 W	4000 Ω	$\pm 10\%$
	110 V DC	-	88 V DC	121 V DC	$\geq 0.1 U_s$	0.9 W	13600 Ω	$\pm 10\%$
	125 V DC	-	100 V DC	137.5 V DC	$\geq 0.1 U_s$	0.9 W	16000 Ω	$\pm 10\%$
	220 V DC	-	176 V DC	242 V DC	$\geq 0.1 U_s$	0.9 W	54000 Ω	$\pm 10\%$
AC coils	24 V AC	50 / 60 Hz	19.2 V AC	26.4 V AC	$\geq 0.2 U_s$	1.6 VA	158 Ω	$\pm 10\%$
	48 V AC	50 / 60 Hz	38.4 V AC	52.8 V AC	$\geq 0.2 U_s$	1.6 VA	640 Ω	$\pm 10\%$
	60 V AC	50 / 60 Hz	48 V AC	66 V AC	$\geq 0.2 U_s$	1.6 VA	930 Ω	$\pm 10\%$
	110 V AC	50 / 60 Hz	88 V AC	121 V AC	$\geq 0.2 U_s$	1.6 VA	3450 Ω	$\pm 10\%$
	120 V AC	50 / 60 Hz	96 V AC	132 V AC	$\geq 0.2 U_s$	1.6 VA	3770 Ω	$\pm 10\%$
	230 V AC	50 / 60 Hz	184 V AC	253 V AC	$\geq 0.2 U_s$	1.6 VA	16100 Ω	$\pm 10\%$

* Refer to CR-U: Operating range of coils

Pluggable interface relays and optocouplers

Technical data – CR-P, CR-M, CR-U

CR-U range



	Rated control supply voltage U_s	Rated frequency	Make voltage (at 20 °C)	Maximum voltage*	Break voltage	Rated power	Coil resistance (at 20 °C)	Tolerance of coil resistance
DC coils	12 V DC	-	9.6 V DC	13.2 V DC	$\geq 0.1 U_s$	1.5 W	110 Ω	$\pm 10 \%$
	24 V DC	-	19.2 V DC	26.4 V DC	$\geq 0.1 U_s$	1.5 W	430 Ω	$\pm 10 \%$
	48 V DC	-	38.4 V DC	52.8 V DC	$\geq 0.1 U_s$	1.5 W	1750 Ω	$\pm 10 \%$
	110 V DC	-	88.0 V DC	121.0 V DC	$\geq 0.1 U_s$	1.5 W	9200 Ω	$\pm 10 \%$
	125 V DC	-	100 V DC	137.5 V DC	$\geq 0.1 U_s$	1.5 W	11000 Ω	$\pm 10 \%$
	220 V DC	-	176.0 V DC	242.0 V DC	$\geq 0.1 U_s$	1.5 W	37000 Ω	$\pm 10 \%$
AC coils	24 V AC	50 / 60 Hz	19.2 V AC	26.4 V AC	$\geq 0.15 U_s$	2.8 VA (50 Hz) 2.5 VA (60 Hz)	75 Ω	$\pm 10 \%$
	48 V AC	50 / 60 Hz	38.4 V AC	52.8 V AC	$\geq 0.15 U_s$	2.8 VA (50 Hz) 2.5 VA (60 Hz)	305 Ω	$\pm 10 \%$
	60 V AC	50 / 60 Hz	48.0 V AC	66.0 V AC	$\geq 0.15 U_s$	2.8 VA (50 Hz) 2.5 VA (60 Hz)	475 Ω	$\pm 10 \%$
	110 V AC	50 / 60 Hz	88.0 V AC	121.0 V AC	$\geq 0.15 U_s$	2.8 VA (50 Hz) 2.5 VA (60 Hz)	1700 Ω	$\pm 10 \%$
	120 V AC	50 / 60 Hz	96.0 V AC	132.0 V AC	$\geq 0.15 U_s$	2.8 VA (50 Hz) 2.5 VA (60 Hz)	1910 Ω	$\pm 10 \%$
	230 V AC	50 / 60 Hz	184.0 V AC	253.0 V AC	$\geq 0.15 U_s$	2.8 VA (50 Hz) 2.5 VA (60 Hz)	7080 Ω	$\pm 10 \%$

* Refer to CR-U: Operating range of coils

Pluggable interface relays and optocouplers

Technical data – CR-P, CR-M, CR-U

Type	CR-P...1	CR-P...2	CR-M...2	CR-M...3	CR-M...4	CR-U...2	CR-U...3	
Output circuit(s)	11-12/14	11-12/14 21-22/24	11-12/14 21-22/24	11-12/14 21-22/24 31-32/34	11-12/14 21-22/24 31-32/34 41-42/44	11-12/14 31-32/34	11-12/14 21-22/24 31-32/34	
Kind of output	Relay, 1 c/o	Relay, 2 c/o	Relay, 2 c/o	Relay, 3 c/o	Relay, 4 c/o	Relay, 2 c/o	Relay, 3 c/o	
Contact material	AgNi	AgNi AgNi/Au 5 μm	AgNi	AgNi	AgNi AgNi/Au 5 μm	AgNi		
Rated operational voltage U_e (VDE 0110, IEC 60947-1)	250 V AC							
Minimum switching voltage	5 V		10 V (AgNi); 5 V (AgNi/Au)			10 V		
Maximum switching voltage	DC 300 V DC		250 V DC					
	AC 440 V AC		250 V AC				440 V AC	
Minimum switching current	5 mA (AgNi), 2 mA (AgNi/Au)		5 mA (AgNi)	5 mA (AgNi)	2 mA (AgNi/Au)	5 mA		
Rated free air thermal current I_{th}	16 A	8 A	12 A	10 A	6 A	10 A		
Rated operational current (IEC 60947-5-1)	AC-12 (resistive) 230 V	16 A	8 A	12 A	10 A	6 A	10 A	
	AC-15 (inductive) 230 V	1.5 A	1.5 A	1.5 A	1.5 A	1 A	1.5 A	
	AC-15 (inductive) 120 V	3 A			1.5 A		3 A	
	DC-12 (resistive) 24 V	16 A	8 A	12 A	10 A	6 A	10 A	
	DC-13 (inductive) 24 V	2.5 A	2 A	2.5 A	2.5 A	2 A	2 A	
	DC-13 (inductive) 120 V	0.22 A						
AC rating (UL 508)	utilization category (pilot duty) (contact rating code designation)	B300		B300			B300	
	max. rated operational voltage	300 V AC		300 V AC			300 V AC	
	max. continuous thermal current at utilization category	5 A		5 A	5 A	2.5 A	5 A	
	max. making / breaking apparent power at utilization category	3600 / 360 VA		3600 / 360 VA			1800 / 180 VA	3600/360 VA
	utilization category (resistive) (CSA22.2 No.14...)	16 A, 250 V AC	8 A, 250 V AC	10 A, 250 V AC 12 A, 150 V AC	6 A, 250 V AC 10 A, 150 V AC	5 A, 250 V AC 10 A, 150 V AC	10 A, 250 V AC (resistive + single-phase)	
	DC rating * (UL 508; NEMA ICS-5)	utilization category (pilot duty) (contact rating code designation)	R300					
max. rated operational voltage		300 V DC						
max. continuous thermal current at utilization category		1 A						
max. making / breaking apparent power at utilization category		28 VA						
utilization category (resistive) (CSA22.2 No.14...)		-	10 A, 24 V DC	-			10 A, 28 V DC	
Maximum making (inrush) current	30 A	15 A	24 A	20 A	12 A	20 A		
Minimum switching power	0.3 W (AgNi), 0.05 W (AgNi/Au)		0.3 W (AgNi), 0.1 W (AgNi/Au)			0.3 W		
Maximum switching (breaking) power	AC1 (resistive)	4000 VA	2000 VA	3000 VA	2500 VA	1500 VA	2500 VA	
Contact resistance	≤ 100 mΩ							
Maximum operating frequency	rated load AC-1	600 switching cycles/h		1200 switching cycles/h				
	without load	72000 switching cycles/h		18000 switching cycles/h			12000 switching cycles/h	

Pluggable interface relays and optocouplers

Technical data – CR-P, CR-M, CR-U

Type		CR-P...1	CR-P...2	CR-M...2	CR-M...3	CR-M...4	CR-U...2	CR-U...3
Mechanical lifetime		> 3 x 10 ⁷ switching cycles		> 2 x 10 ⁷ switching cycles				
Electrical lifetime	electrical AC1 (resistive)	> 0.7 x 10 ⁵ switching cycles (16 A, 250 V)	> 10 ⁵ switching cycles (8 A, 250 V)	> 10 ⁵ switching cycles (12 A, 250 V) (10 A, 250 V) (6 A, 250 V)			> 10 ⁵ switching cycles (12 A, 250 V)	
	cos φ	see reduction factor F						
Response time		typ. 7 ms		typ. 13 ms (DC), 10 ms (AC)			typ. 18 ms (DC), 12 ms (AC)	
Release time		typ. 3 ms		typ. 3 ms (DC), 8 ms (AC)			typ. 7 ms (DC), 10 ms (AC)	
Isolation data								
Rated insulation voltage		400 V AC		250 V AC				
Insulation class (In accordance to VDE 0110b)		C250 / B400		C250 / B250			C250	
Rated impulse withstand voltage U _{imp}	between coil and contacts	5 kV (1.2/50 μs)		2.5 kV (1.2/50 μs)				
	between open contacts	1 kV (1.2/50 μs)		1.5 kV (1.2/50 μs)				
	between c/o (SPDT) contacts	-	2.5 kV (1.2/50 μs)	2.5 kV (1.2/50 μs)		≥ 2 kV (1.2/50 μs)	2 kV (1.2/50 μs)	
Clearance between coil and contacts		≥ 10 mm		≥ 2.5 mm		≥ 1.6 mm	≥ 3 mm	
Creepage distance between coil and contacts		≥ 10 mm		≥ 4 mm		≥ 3.2 mm	≥ 4.2 mm	
Overvoltage category		III		III		II	III	
Pollution degree		3		3		2	3	
General data								
Dimensions		see 'Dimensional drawings'						
Mounting		on socket (see accessories)						
Mounting position		any						
Degree of protection		IP 67		IP 40				
Electrical connection								
Connection		by socket						
Environmental data								
Ambient temperature range	operation	DC: -40...+85 °; AC: -40...+70 °C		DC: -40...+70 °; AC: -40...+55 °C				
	storage	-40 ... +85 °C						
Vibration resistance 10-150 Hz	n/o contact	10 g		5 g			5 g	
	n/c contact	10 g	5 g	5 g			5 g	
Shock resistance	n/o contact	30 g	20 g	10 g			10 g	
	n/c contact	30 g	20 g	5 g			10 g	
Standards / Directives								
Standards		IEC/EN 61810-1						
Low Voltage Directive		-		2014/35/EU				
RoHS Directive		2011/65/EU						

* These ratings are based on different type tests which are not covered by the cULus or CSA approvals.

Pluggable interface relays and optocouplers

Technical data – CR-P optocouplers

Output circuits		CR-P024MOS1	CR-P024TRI1
Output circuit(s)		11 (13+) - 14	11 (13+) - 14
Kind of output		MOS-FET	Triac
Rated operational voltage		24 V DC	240 V AC
Maximum switching voltage		35 V DC	275 V AC
Minimum switching current		1 mA	50 mA
Maximum switching current continuously		5 A	3,5 A
Leakage current at maximum switching voltage		10 uA	1 mA
Voltage drop at rated current		300 mV	1.1 V
Isolation data			
Rated insulation voltage	input/output	2.5 kV	2.5 kV
Insulation class		2	2
Clearance	input/output	19 mm	19 mm
Creepage distance	input/output	19 mm	19 mm
Overvoltage category		III	III
Pollution degree		2	2
General data			
Dimensions		see 'Dimensional drawings'	
Weight		11 g (0.618 lbs)	11 g (0.618 lbs)
Mounting		on socket	on socket
Environmental data			
Ambient temperature	operational	-20...+80 °C	-20...+80 °C
	storage	-40...+100 °C	-40...+100 °C
Standards / Directives			
Standards		IEC/EN 62314	IEC/EN 62314
EMC Directive		2014/30/EU	2014/30/EU
RoHS Directive		2011/65/EU	2011/65/EU

Pluggable interface relays and optocouplers

Technical data - CR-P sockets

Output circuits		CR-PLS	CR-PSS	CR-PLP
Output circuit(s)		11-12/14, 21-22/24		
Number of poles		2		
Rated voltage		250 V AC/DC		250 V AC
Rated current		2 x 10 A ¹⁾		
General data				
Dimensions without holder and module (L x W x H)		76 x 15.8 x 62 mm (2.992 x 0.622 x 2.441 in)	76 x 15.8 x 42.8 mm (2.992 x 0.622 x 1.685 in)	98.4 x 15.8 x 42.5 mm (3.874 x 0.622 x 1.673 in)
Degree of protection	terminals	IP 20 B (EN 60529)		IP20
Temperature range	operation	-40...+70 °C		
	storage	-40...+70 °C		
Connection type		screw		push-in
Maximum number of wires per connecting terminal		2		
Connecting capacity	rigid	2 x 0.5 - 2.5 mm ² (2 x 20 - 14 AWG)		1 x 0.5 - 2.5 mm ² (1 x 20 - 14 AWG)
	fine-strand			2 x 0.5 - 1.5 mm ² (2 x 20 - 16 AWG)
	with wire end ferrule	2 x 0.5 - 1.5 mm ² (2 x 20 - 16 AWG)		1 x 0.5 - 1.0 mm ² (1 x 20 - 17 AWG) 2 x 0.5 - 1.0 mm ² (2 x 20 - 17 AWG)
Stripping length		7 mm (0.28 in)		10 mm (0.394 in)
Tightening torque		0.6 Nm (5.31 lb.in)		-
Maximum clamping force	with 0.5 mm ²	-		20
	with 1.5 mm ²	-		40
	with wire end ferrule	-		40
Mounting		DIN rail (IEC/EN 60715)		
Material	socket	PA 6 + GF - UL94 V0		
	contacts	CuZn33		Copper alloy
	contact surface	5 μ Ni	5 μ Ni	2 μ Ni
	spring	-		stainless steel
	combi screw M3	8.8 Steel, 5 μ Ni		-
Isolation data				
Dielectric strength between coil and contacts		-		> 5 kV
Dielectric strength between open contacts		-		> 2 kV
Dielectric strength between contact sets		-		> 2 kV
Insulation voltage		> 5 kV		> 2 kV
Isolation between coil and contacts		IEC/EN 61984		> 1000 MΩ
Clearance and creepage distance		IEC/EN 61984		> 8 mm
Standards / Directives				
Standards		IEC/EN 61984		
Low Voltage Directive		2014/35/EU		
RoHS Directive		2011/65/EU incl. 2015/863/EU		

¹⁾ Loads >10 A require jumpering of terminal 11 with 21, 12 with 22, and 14 with 24

Pluggable interface relays and optocouplers

Technical data - CR-M sockets

Output circuits	CR-M2LP	CR-M4LP	CR-MxLS	CR-MxSS	CR-MxSF	CR-M2LSH	CR-M3LSH
Output circuit(s)	11-12/14,41-42/44	11-12/14, 21-22/24,31-32/34, 41-42/44	11-12/14, 21-22/24, ...			11-12/14, 21-22/24	11-12/14, 21-22/24, 41-42/44
Number of poles	2	4	2, 3 or 4		2 or 4	2	3
Rated voltage	250 V AC		250 V AC/DC			250 V AC	
Rated current	10 A	6 A	7 A			12 A	10 A
General data							
Dimensions without holder and module (L x W x H)	98.4 x 31 x 42.5 mm (3.874 x 1.205 x 1.673 in)		75 x 27.2 x 60.8 mm (2.952 x 1.071 x 2.394 in)	75.2 x 27.2 x 42.6 mm (2.961 x 1.071 x 1.677 in)	66.7 x 30.3 x 29 mm (2.626 x 1.193 x 1.142 in)	75.5 x 27.2 x 61.1 mm (2.972 x 1.071 x 2.406 in)	
Degree of protection	terminals	IP 20		IP 20 B (EN 60529)			
Temperature range	operation	-40...+70 °C					
	storage	-40...+70 °C					
Connection type	push-in		screw		fork type screw	screw	
Maximum number of wires per connecting terminal	2				-	2	
Connecting capacity	rigid	1 x 0.5 - 2.5 mm ² (1 x 20 - 14 AWG)		2 x 0.5 - 2.5 mm ² (2 x 20 - 14 AWG)			
	fine-strand	2 x 0.5 - 1.5 mm ² (2 x 20 - 16 AWG)					
	with wire end ferrule	1 x 0.5 - 1.0 mm ² (1 x 20 - 17 AWG) 2 x 0.5 - 1.0 mm ² (2 x 20 - 17 AWG)		2 x 0.5 - 1.5 mm ² (2 x 20 - 16 AWG)			
Stripping length	10 mm (0.394 in)		7 mm (0.28 in)			7 mm (0.28 in)	
Tightening torque	-		0.6 Nm (5.31 lb.in)				
Maximum clamping force	with 0.5 mm ²	20		-			
	with 1.5 mm ²	40		-			
	with wire end ferrule	40		-		40 N	
Mounting	DIN rail (IEC/EN 60715)						
Material	socket	PA 6+GF - UL94 V0					
	contacts	Copper alloy		CuZn33		Copper alloy	
	contact surface	2 μ Ni	2 μ Ni	5 μ Ni	6 μ Ni	5 μ Ni	
	spring	stainless steel		-			
	combi screw M3			8.8 Steel, 5μ Ni			2 μ Ni
Isolation data							
Dielectric strength between coil and contacts	> 2 kV		-				
Dielectric strength between open contacts	> 1.5 kV		-				
Dielectric strength between contact sets	> 2 kV		-				
Insulation voltage	> 2 kV		> 3 kV		> 4 kV	> 2 kV	
Isolation between coil and contacts	> 1000 MΩ		IEC/EN 61984		-	> 1000 MΩ	
Clearance and creepage distance	> 4 mm		IEC/EN 61984		-		
Standards / Directives							
Standards	IEC/EN 61984						
Low Voltage Directive	2014/35/EU						
RoHS Directive	2011/65/EU incl. 2015/863/EU						

Pluggable interface relays and optocouplers

Technical data - CR-P and CR-M jumper bars, CR-P and CR-M function modules

Rated operational voltage / Rated current		CR-PJ	CR-MJ
Rated operational voltage (VDE 0660 / part 500)		400 V	
Rated current (VDE 0660 / part 500)		25 A	
Electrical connection			
Bus bar diameter		6 mm ² (0.0093 in ²)	
Step distance		15.5 mm (0.610 in)	27.2 mm (1.071 in)
Rail length		with isolation	150 mm (5.906 in)
		without isolation	141.5 mm (5.571 in)
Stripping length of a connection wire that is used in combination with a jumper bar		6 mm (0.236 in)	
Environmental data			
Ambient temperature range		operation	-40... +55 °C
Isolation data			
Rated impulse withstand voltage U _{imp} (VDE 0660 / part 500)		4 kV (1.2/50 μs)	
Overvoltage category (IEC/EN 60664)		III	
Pollution degree (IEC/EN 60664)		2	
General data			
Material of rail		E-Cu-F25	
Type of rail		pin type	
Number of pins		10	
Number of phases		1	
Color of insulating material		RAL 7035	
Flammability (UL 94)		V0	

Technical data - CR-P and CR-M function modules

CR-P/M 22						
Type	CR-P/M 22					
Version	Diode					
Function	Reverse polarity protection					
Control supply voltage	6-220 V DC					
Component data	diode	1 A, 1000 V				
Polarized	yes (A1+, A2-)					
Material	enclosure / base	PA6 + GF - UL94 V0				
CR-P/M 42						
Type	CR-P/M 42	CR-P/M 42V	CR-P/M 42B	CR-P/M 42BV	CR-P/M 42C	CR-P/M 42CV
Version	Diode and LED					
Function	Reverse polarity protection / free-wheeling diode and LED to indicate energized coil					
Control supply voltage	6-24 V DC		24-60 V DC		110 V DC	
Component data	diode	1 A, 1000 V				
	LED	red	green	red	green	red
	resistance	3 kΩ, 0.25 W		15 kΩ, 0.25 W		200 kΩ, 0.25 W
Polarized	yes (A1+, A2-)					
Material	enclosure / base	PA6 + GF - UL94 V0				
CR-P/M 52						
Type	CR-P/M 52B		CR-P/M 52D		CR-P/M 52C	
Version	RC element					
Function	Spark quenching					
Control supply voltage	6-24 V AC/DC		24-60 V AC/DC		110-230 V AC/DC	
Component data	capacitor	0.1 μF, 63 V DC		0.1 μF, 100 V DC		0.082 μF, 400 V DC
	resistance	10 Ω, 0.25 W		47 Ω, 0.25 W		100 Ω, 0.25 W
Polarized	no					
Material	enclosure / base	PA6 + GF - UL94 V0				

Pluggable interface relays and optocouplers

Technical data - CR-P and CR-M function modules

CR-P/M 62									
Type	CR-P/M 62	CR-P/M 62V	CR-P/M 62E	CR-P/M 62EV	CR-P/M 62C	CR-P/M 62CV	CR-P/M 62D	CR-P/M 62DV	
Version	Diode and LED				Varistor and LED				
Function	LED to indicate energized coil				Overvoltage protection and LED to indicate energized coil				
Control supply voltage	6-24 V AC/DC		24-60 V AC/DC		6-24 V AC/DC		24-60 V AC/DC		
Component data	diode	1 A, 1000 V							
	LED	red	green	red	green	red	green	red	green
	varistor	25 V AC		75 V AC		25 V AC		75 V AC	
	resistance	3 k Ω , 0.25 W		15 k Ω , 0.25 W		3 k Ω , 0.25 W		15 k Ω , 0.25 W	
Polarized	AC: no, DC: yes (A1+, A2-)								
Material	enclosure / base	PA6 + GF - UL94 V0							
CR-P/M 72, 82									
Type	CR-P/M 72			CR-P/M 72A		CR-P/M 82			
Version	Varistor								
Function	Overvoltage protection								
Control supply voltage	24 V AC			115 V AC		230 V AC			
Component data	varistor	25 V AC			115 V AC		275 V AC		
Polarized	no								
Material	enclosure / base	PA6 + GF - UL94 V0							
CR-P/M 92									
Type	CR-P/M 92		CR-P/M 92V		CR-P/M 92C		CR-P/M 92CV		
Version	Diode and LED				Varistor and LED				
Control supply voltage	110-230 V AC/DC								
Function	LED to indicate energized coil				Overvoltage protection and LED to indicate energized coil				
Component data	diode	1 A, 1000 V							
	LED	red	green		red		green		
	varistor	275 V AC							
	resistance	120 k Ω , 0.25 W							
Polarized	AC: no, DC: yes (A1+, A2-)								
Material	enclosure / base	PA6 + GF - UL94 V0							
Standards / Directives									
Standards	IEC/EN 61984								
Low Voltage Directive	2014/35/EU								
RoHS Directive	2011/65/EU								

Pluggable interface relays and optocouplers

Technical data - CR-U sockets and function modules

Output circuits		CR-U2S	CR-U3S	CR-UxSM
Output circuit(s)		11-12/14, 21-22/24,...		
Number of poles		2	3	2 or 3
Rated voltage		250 V AC		250 V AC
Rated current		10 A		
General data				
Dimensions		see 'Dimensional drawings'		
Degree of protection	terminals	IP 20 B (EN 60529)		
Temperature range	operation	-40...+70 °C		-40...+70 °C
	storage	-40...+70 °C		-40...+70 °C
Connecting capacity	rigid	2 x 2 x 0,5 - 2,5 mm ² (2 x 20 - 14 AWG)		
	fine-strand			
	with wire end ferrule	2 x 0.5 - 1.5 mm ² (2 x 20 - 16 AWG)		2 x 0.5 - 1.5 mm ² (2 x 20 - 16 AWG)
Stripping length		7 mm (0.28 in)		
Tightening torque		0.6 Nm		0.6 Nm
Mounting		DIN rail (IEC/EN 60715)		
Material	socket	PA 6+GF - UL94 V0		
	contacts	CuZn33		
	contact surface	6 μ Ni		3 μ Ni
	terminals	8 μ Ni		10 μ Ni
	combi screw M3	8.8 steel, 5μ Ni		Steel, 8 μ Ni
Isolation data				
Insulation voltage		> 2 kV		
Isolation between coil and contacts		IEC/EN 61984		
Clearance and creepage distance		IEC/EN 61984		
Standards/Directives				
Standards		IEC/EN 61984		
Low Voltage Directive		2014/35/EU		
RoHS Directive		2011/65/EU		

Technical data - CR-U function modules

CR-U 21							
Type	CR-U 21						
Version	Diode						
Function	Reverse polarity / free-wheeling diode						
Control supply voltage	6-220 V DC						
Component data	Diode	1 A, 1000 V					
Polarized	yes (A1+, A2-)						
Material	Enclosure / Base	PA6 + GF - UL94 V0					
CR-U 41							
Type	CR-U 41	CR-U 41V	CR-U 41B	CR-U 41BV	CR-U 41C	CR-U 41CV	
Version	Diode and LED						
Function	Reverse polarity / free-wheeling diode and LED to indicate energized coil						
Control supply voltage	6-24 V DC		24-60 VDC		110 V DC		
Component data	Diode	1 A, 1000 V					
	LED	red	green	red	green	red	green
	Resistance	3 kΩ, 0.25 W		15 kΩ, 0.25 W		200 kΩ, 0.25 W	
Polarized	yes (A1+, A2-)						
Material	Enclosure / Base	PA6 + GF - UL94 V0					

Pluggable interface relays and optocouplers

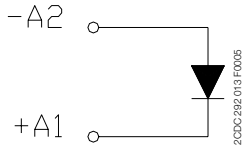
Technical data - CR-U function modules

CR-U 51										
Type	CR-U 51B			CR-U 51D			CR-U 51C			
Version	RC element									
Function	Spark quenching									
Control supply voltage	6-24 V AC/DC			24-60 V AC/DC			110-230 V AC/DC			
Component data	Capacitor	0.1 μ F, 63 V DC			0.1 μ F, 100 V DC			0.082 μ F, 400 V DC		
	Resistance	10 Ω , 0.25 W			47 Ω , 0.25 W			100 Ω , 0.25 W		
Polarized	no									
Material	Enclosure / Base	PA6 + GF - UL94 V0								
CR-U 61										
Type	CR-U 61	CR-U 61V	CR-U 61E	CR-U 61EV	CR-U 61C	CR-U 61CV	CR-U 61D	CR-U61DV		
Version	Diode and LED					Varistor and LED				
Function	Reverse polarity protection / free-wheeling diode and LED to indicate energized coil					Overvoltage protection and LED to indicate energized coil				
Control supply voltage	6-24 V AC/DC			24-60 V AC/DC		6-24 V AC/DC		24-60 V AC/DC		
Component data	Diode	1 A, 1000 V								
	LED	red	green	red	green	red	green	red	green	
	Resistance	3 k Ω , 0.25 W			15 k Ω , 0.25 W		3 k Ω , 0.25 W		15 k Ω , 0.25 W	
Polarized	AC: no, DC: yes (A1+, A2-)									
Material	Enclosure / Base	PA6 + GF - UL94 V0								
CR-U 71, 81										
Type	CR-U 71			CR-U 71A			CR-U 81			
Version	Varistor									
Function	Overvoltage protection									
Control supply voltage	24 V AC			115 V AC			230 V AC			
Component data	Varistor	25 V AC			115 V AC			275 V AC		
Polarized	no									
Material	Enclosure / Base	PA6 + GF - UL94 V0								
CR-U 91										
Type	CR-U 91			CR-U 91V			CR-U 91C		CR-U 91CV	
Version	Diode and LED					Varistor and LED				
Function	LED to indicate energized coil					Overvoltage protection and LED to indicate energized coil				
Control supply voltage	110-230 V AC/DC									
Component data	Diode	1 A, 1000 V								
	LED	red			green			red		green
	Resistance	120 k Ω , 0.25 W								
Polarized	AC: no, DC: yes (A1+, A2-)									
Material	Enclosure / Base	PA6 + GF - UL94 V0								
Standards / Directives										
Standards	IEC/EN 61984									
Low Voltage Directive	2014/35/EU									
RoHS Directive	2011/65/EU									

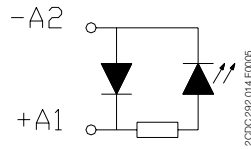
Pluggable interface relays and optocouplers

Technical diagrams

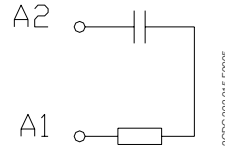
Connection diagrams



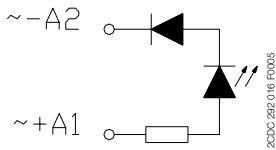
CR-P/M 22



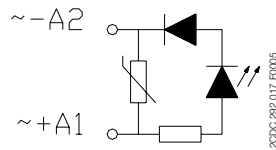
CR-P/M 42, CR-P/M 42B,
CR-P/M 42C, CR-P/M 42V,
CR-P/M 42BV, CR-P/M 42CV



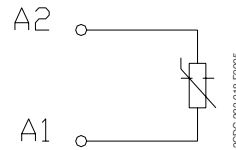
CR-P/M 52B, CR-P/M 52C
CR-P/M 52D,



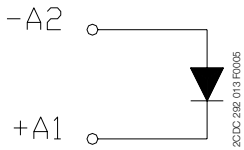
CR-P/M 62, CR-P/M 62E,
CR-P/M 92, CR-P/M 62V,
CR-P/M 62EV, CR-P/M 92V



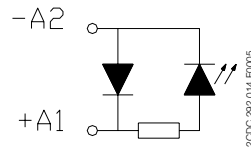
CR-P/M 62C, CR-P/M 62D,
CR-P/M 92C, CR-P/M 62CV,
CR-P/M 62DV, CR-P/M 92CV



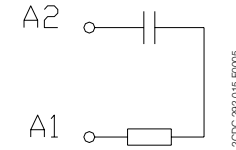
CR-P/M 72, CR-P/M 82
CR-P/M 72A,



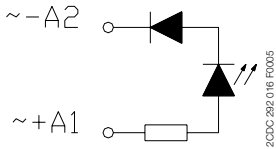
CR-U 21



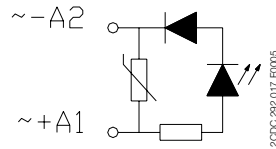
CR-U 41, CR-U 41B, CR-U 41C,
CR-U 41V, CR-U 41BV, CR-U 41CV



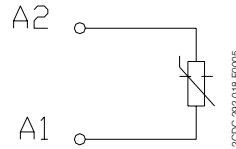
CR-U 51B, CR-U 51C CR-U 51D



CR-U 61, CR-U 61E, CR-U 91,
CR-U 61V, CR-U 61EV, CR-U 91V



CR-U 61C, CR-U 61CV, CR-U 61D,
CR-U 61DV, CR-U 91C, CR-U 91CV

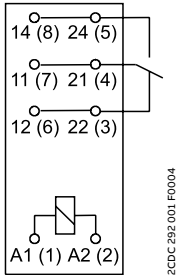


CR-U 71, CR-U 71A, CR-U 81

Pluggable interface relays and optocouplers

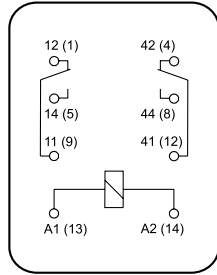
Technical diagrams

Connection diagrams



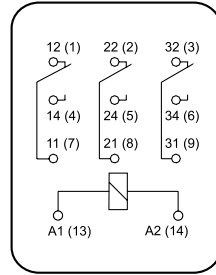
CR-P with 1 c/o contact

2CDC 292 001 F0004



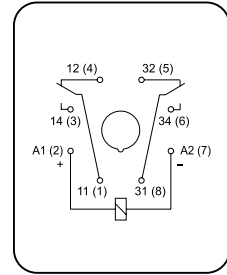
CR-M with 2 c/o contacts

2CDC 292 011 F0004



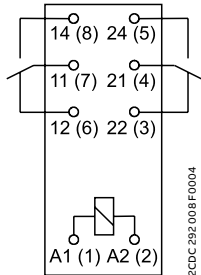
CR-M with 3 c/o contacts

2CDC 292 016 F0004



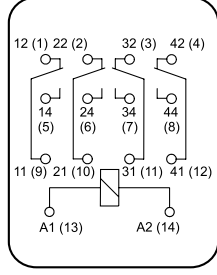
CR-U with 2 c/o contacts

2CDC 292 024 F0004



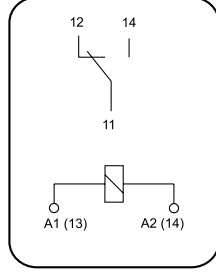
CR-P with 2 c/o contacts

2CDC 292 008 F0004



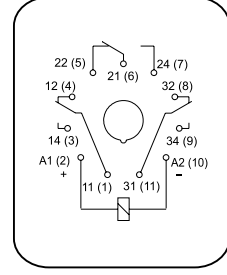
CR-M with 4 c/o contacts

2CDC 292 020 F0004



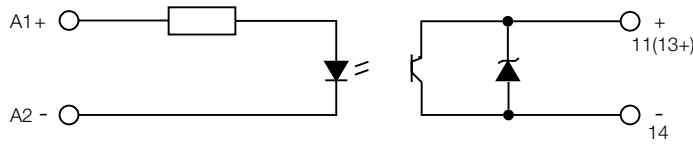
CR-S

2CDC 292 001 F0014



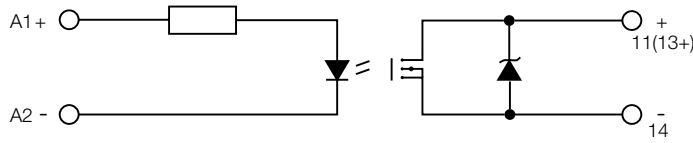
CR-U with 3 c/o contacts

2CDC 292 030 F0004



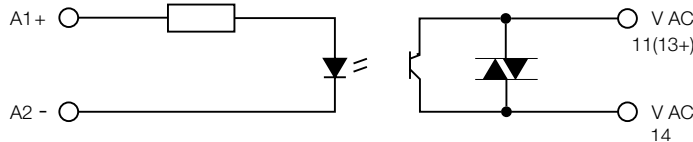
CR-S optocoupler with Transistor

2CDC 292 001 F0016



CR-S optocoupler with MOSFET

2CDC 292 002 F0016



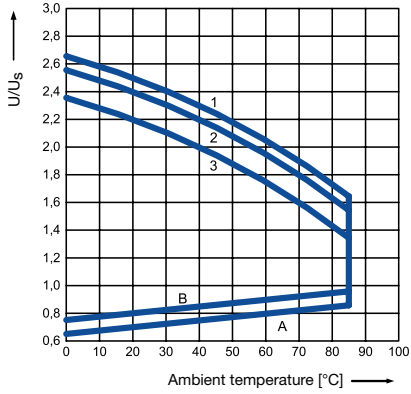
CR-S optocoupler with Triac

2CDC 292 001 F0016

Pluggable interface relays and optocouplers

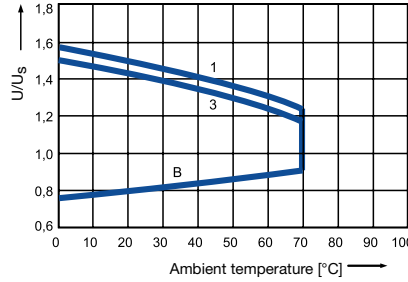
Technical diagrams

CR-P: Operating range of coils



Operating range of DC coil

2CDC292.037.F0204

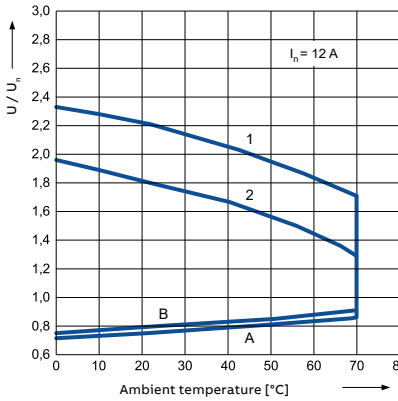


Operating range of AC coil

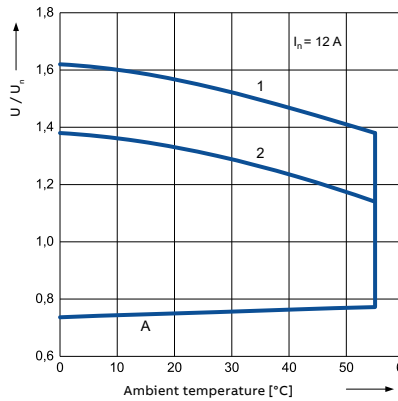
2CDC292.038.F0204

- A unloaded contacts, coil temperature = ambient temperature
- B continued with I_{th} (16 A at CR-P ... 1 and 8 A at CR-P ... 2) loaded contacts coil heated with $1,1 \times U_s$
- 1 at unloaded contacts
- 2 at 50 % rated load
- 3 at rated load

CR-M: Operating range of coils

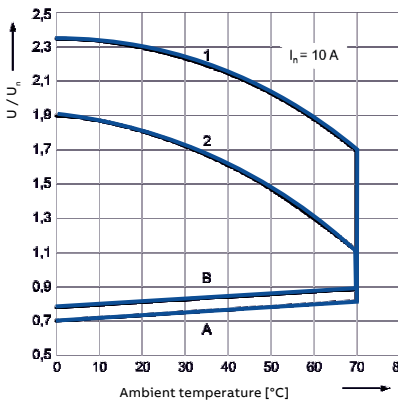


Operating range of DC coil – 2 c/o

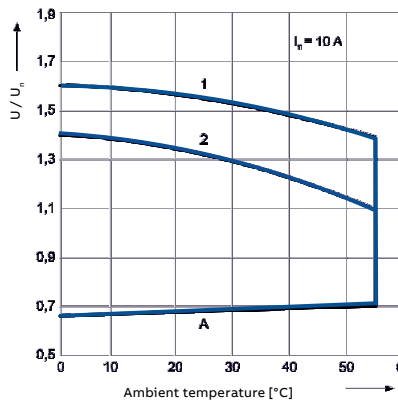


Operating range of AC coil – 2 c/o

- A relations between make voltage and ambient temperature at no load on contacts. Coil temperature and ambient temperature are equal before coil energizing. Make voltage is not higher than the value read on Y axis (multiplication of rated voltage)
- B relations between make voltage and ambient temperature after initial coil heating up with $1,1 U_n$ at continues load of I_n on contacts. Make voltage is not higher than the value read on Y axis (multiplication of rated voltage)
- 1, 2 values on Y axis represent allowed overvoltage on coil at certain ambient temperature and contact load:
- 1 no load
- 2 rated load



Operating range of DC coil – 3 c/o

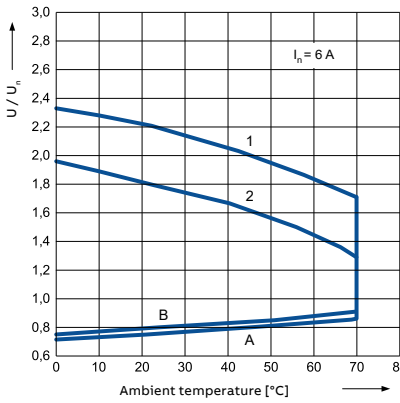


Operating range of AC coil – 3 c/o

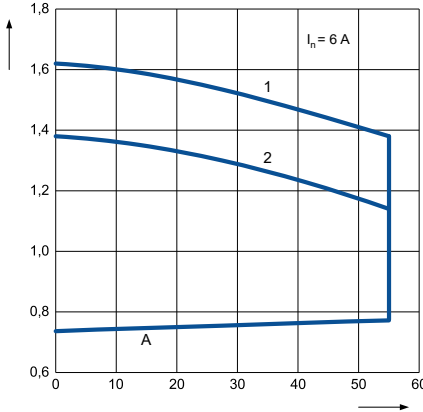
Pluggable interface relays and optocouplers

Technical diagrams

CR-M: Operating range of coils

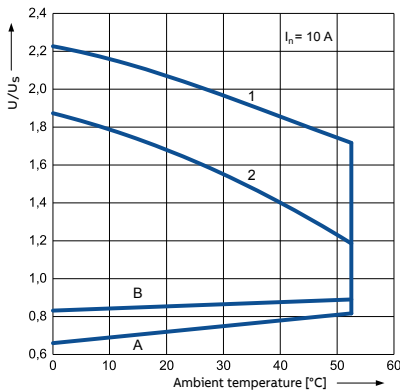


Operating range of DC coil – 4 c/o

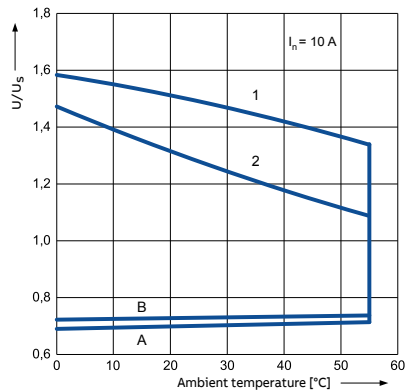


Operating range of AC coil – 4 c/o

CR-U: Operating range of coils



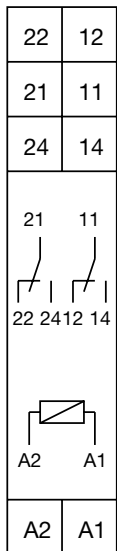
Operating range of DC coil - 3 c/o



Operating range of AC coil - 3 c/o

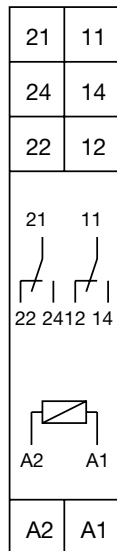
- A relations between make voltage and ambient temperature at no load on contacts. Coil temperature and ambient temperature are equal before coil energizing. Make voltage is not higher than the value read on Y axis (multiplication of rated voltage)
- B relations between make voltage and ambient temperature after initial coil heating up with $1,1 U_n$ at continues load of I_n on contacts. Make voltage is not higher than the value read on Y axis (multiplication of rated voltage)
- 1,2 values on Y axis represent allowed overvoltage on coil at certain ambient temperature and contact load:
- 1 no load
- 2 rated load

Electrical connection



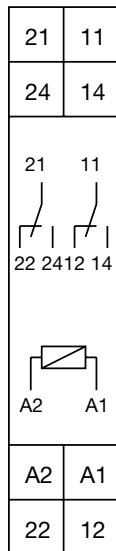
CR-PLS

2CDC 292 063 F0 004



CR-PLP

2CDC 292 063 F0 004



CR-PSS

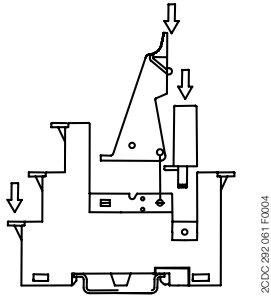
2CDC 292 009 F0 007

A1-A2	Supply voltage
11-12/14, 21-22/24	Relay outputs

Pluggable interface relays and optocouplers

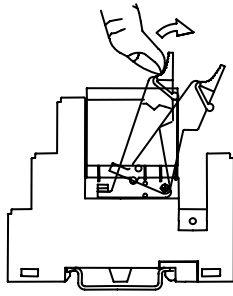
Technical diagrams

Mounting and removal of sockets



2CDC 292 061 F0004

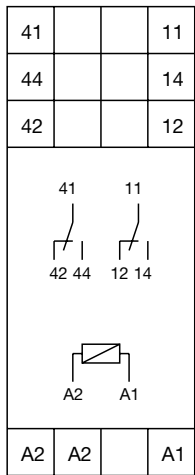
Mounting



2CDC 292 062 F0004

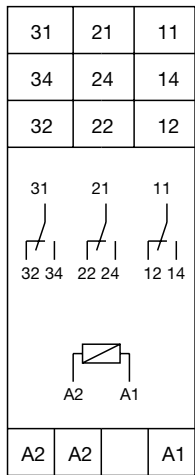
Removal

Electrical connection



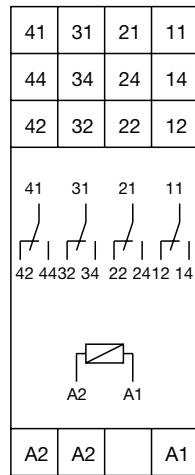
2CDC 292 075 F0004

CR-M2LS(H), CR-M2LP



2CDC 292 074 F0004

CR-M3LS(H)



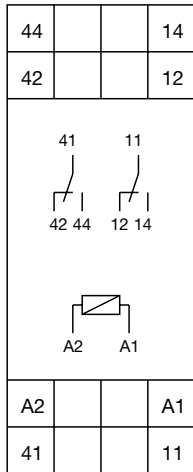
2CDC 292 073 F0004

CR-M4LS, CR-M4LP

Pluggable interface relays and optocouplers

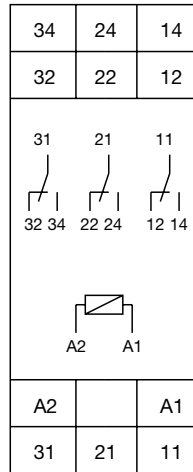
Technical diagrams

Electrical connection



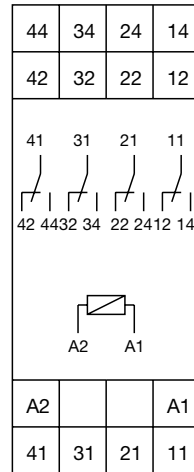
CR-M2SS,
CR-M2SF

A1-A2	Supply voltage
11-12/14,	Relay outputs
41-42/44	Relay outputs



CR-M3SS

A1-A2	Supply voltage
11-12/14,	Relay outputs
21-22/24,	Relay outputs
31-32/34	Relay outputs



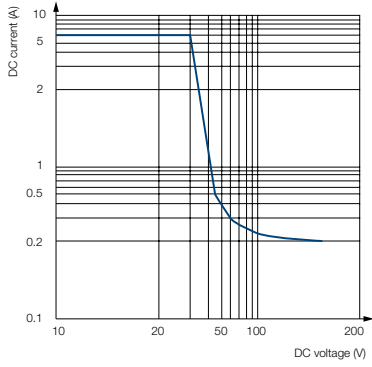
CR-M4SS,
CR-M4SF

A1-A2	Supply voltage
11-12/14,	Relay outputs
21-22/24	Relay outputs
31-32/34	Relay outputs
41-42/44	Relay outputs

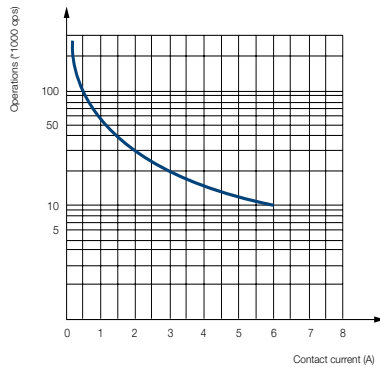
Pluggable interface relays and optocouplers

Technical diagrams

Technical diagrams CR-S interface relays

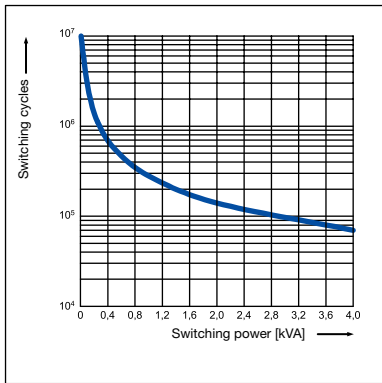


Max. DC load breaking capacity

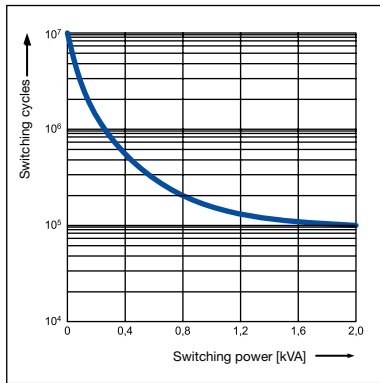


Endurance curve

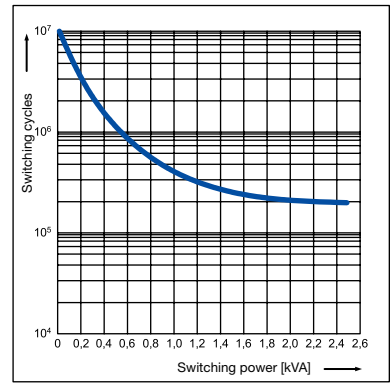
Load limit curves CR-P, CR-M and CR-U - Electrical lifetime at resistive AC load



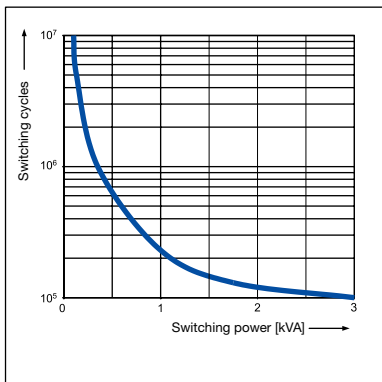
CR-P with 1 c/o contact



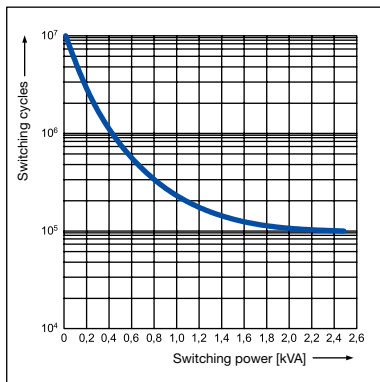
CR-P with 2 c/o contacts



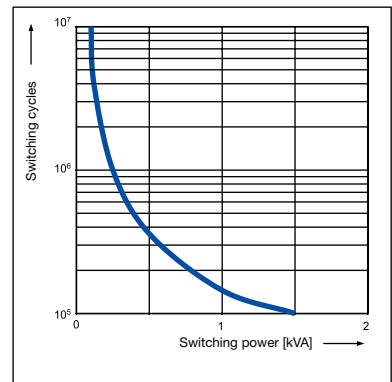
CR-U with 2 and 3 c/o contacts



CR-M with 2 c/o contacts



CR-M with 3 c/o contacts

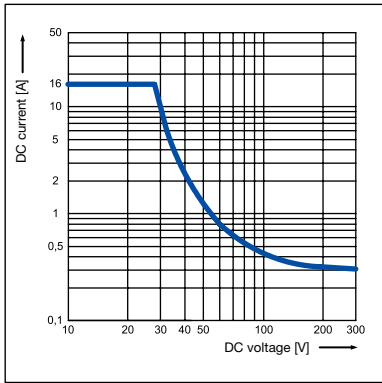


CR-M with 4 c/o contacts

Pluggable interface relays and optocouplers

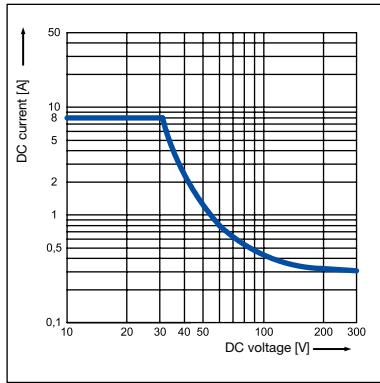
Technical diagrams

Load limit curves CR-P, CR-M and CR-U - Maximum switching power at resistive DC load



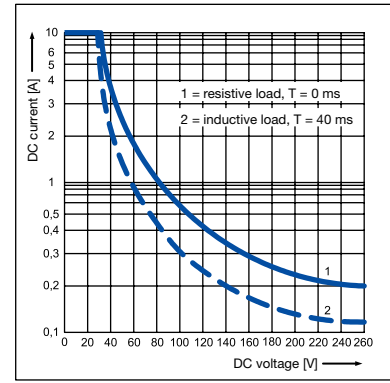
2CDC292009F0204

CR-P with 1 c/o contact



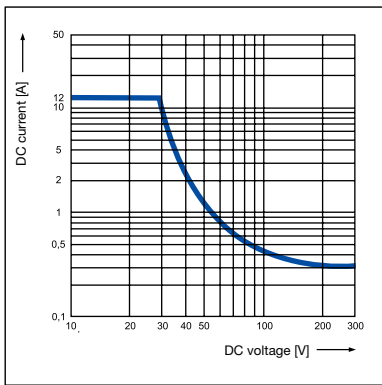
2CDC292010F0204

CR-P with 2 c/o contacts



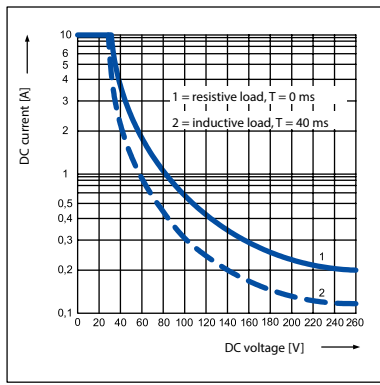
2CDC292029F0204

CR-U with 2 and 3 c/o contacts



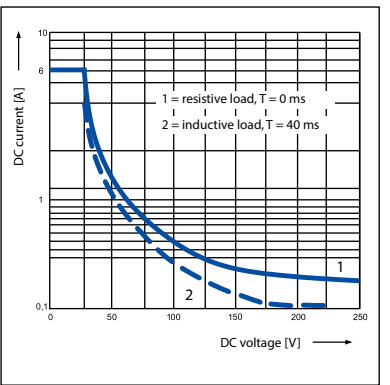
2CDC292015F0204

CR-M with 2 c/o contacts



2CDC292019F0204

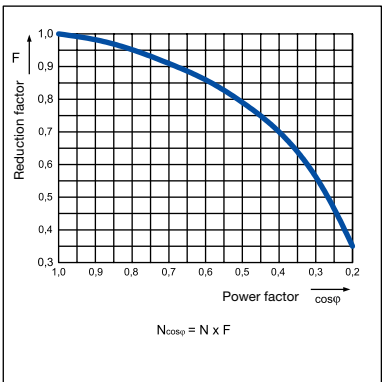
CR-M with 3 c/o contacts



2CDC292023F0204

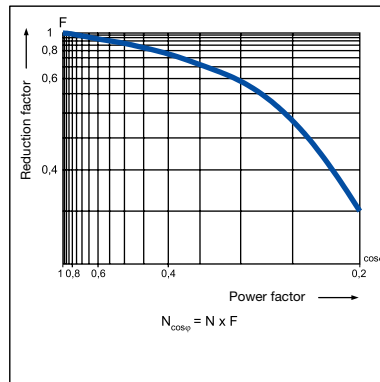
CR-M with 4 c/o contacts

Reduction factor CR-P, CR-M and CR-U – F at inductive AC load



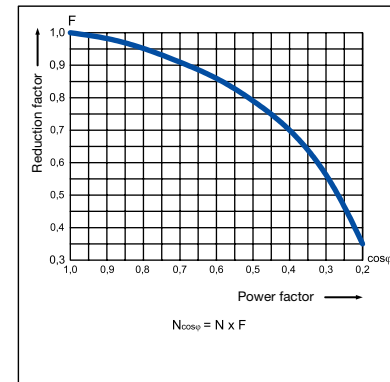
2CDC292004F0204

CR-P



2CDC292014F0204

CR-M



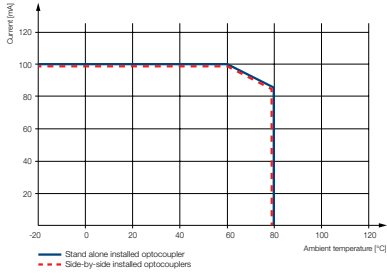
2CDC292029F0204

CR-U

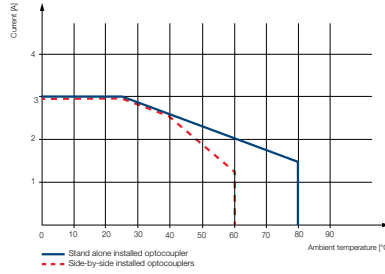
Pluggable interface relays and optocouplers

Technical diagrams

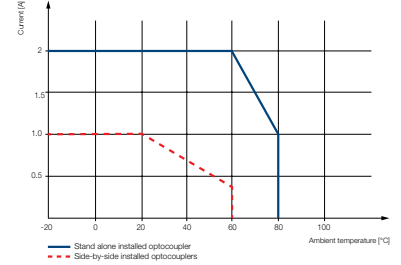
Derating curves



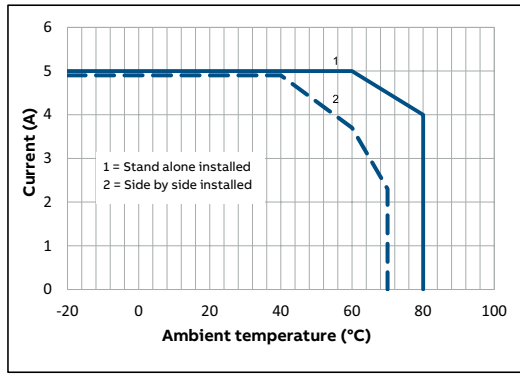
Derating curve Transistor output CR-S



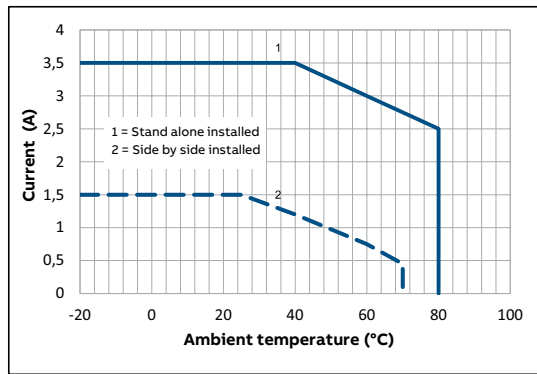
Derating curve MOS-FET output CR-S



Derating curve Triac output CR-S



MOS-FET output CR-P

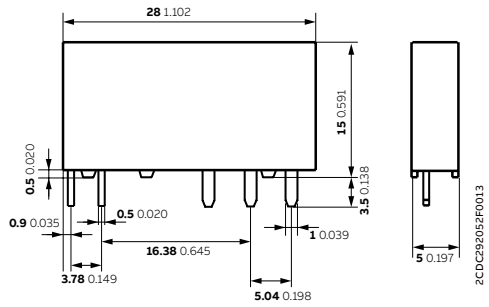


Triac output CR-P

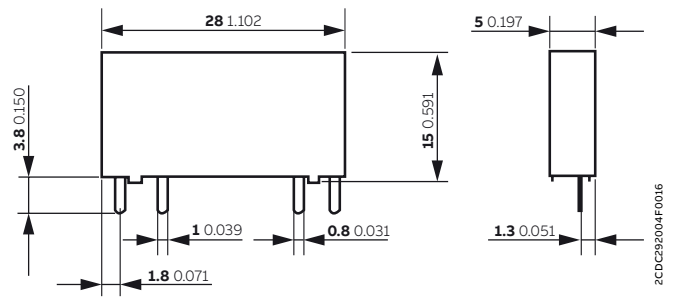
Pluggable interface relays and optocouplers

Technical diagrams

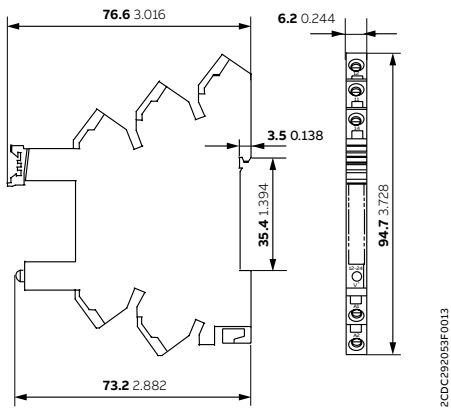
Dimensional drawings in mm and inches



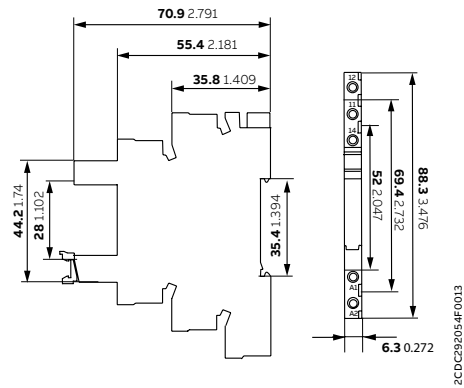
CR-S relay



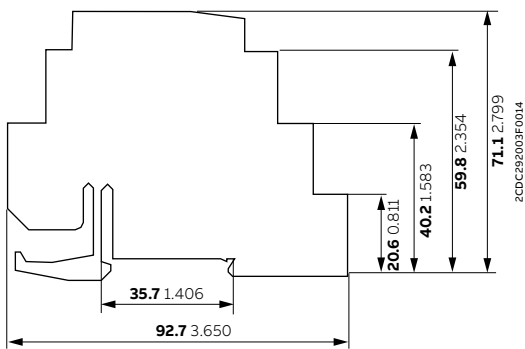
CR-S optocoupler



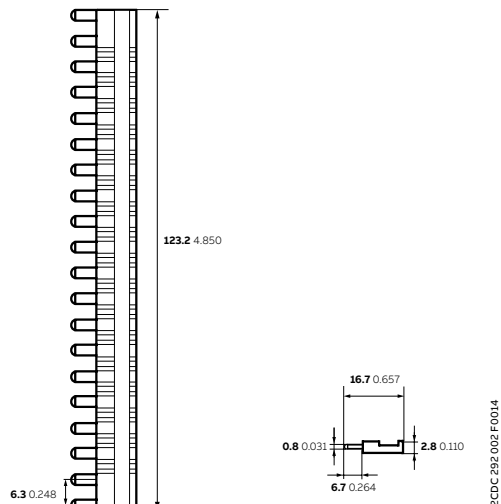
CR-S socket - spring connection



CR-S socket - screw connection



CR-S separator

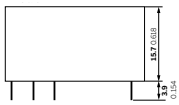
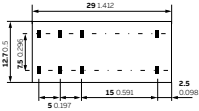


CR-SJB20 - blue, CR-SJB20 - red, CR-SJB20 - black jumper bar

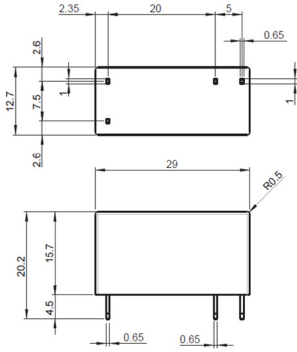
Pluggable interface relays and optocouplers

Technical diagrams

Dimensional drawings in mm and inches



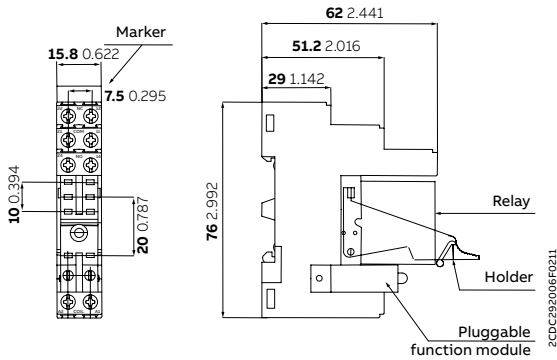
2CDC292002F0004



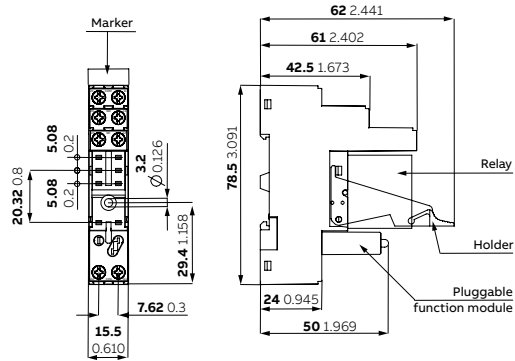
2CDC292003F0017

CR-P relay

CR-P optocoupler

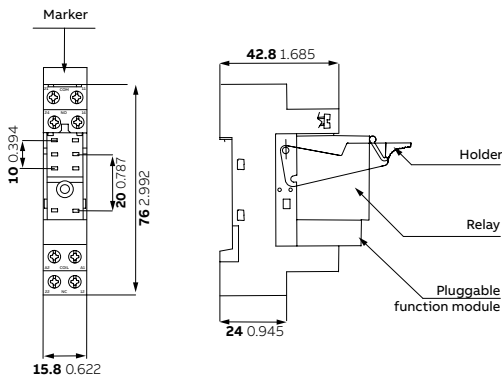


2CDC292006F0211

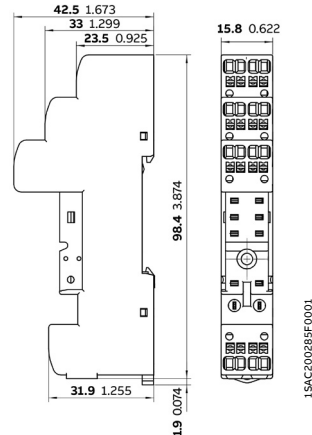


2CDC292033F0004

CR-PLS - screw connection



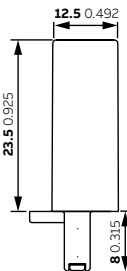
2CDC292007F0211



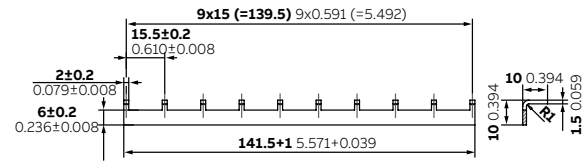
15AC200285F0001

CR-PSS - screw connection

CR-PLP - push-in connection



CR- P/Mxx function module



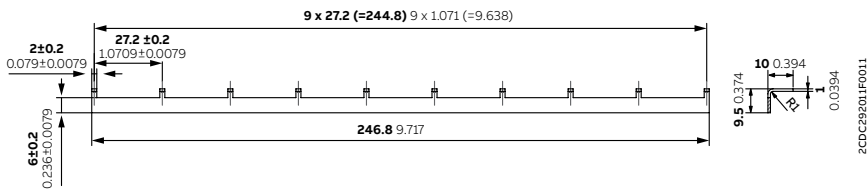
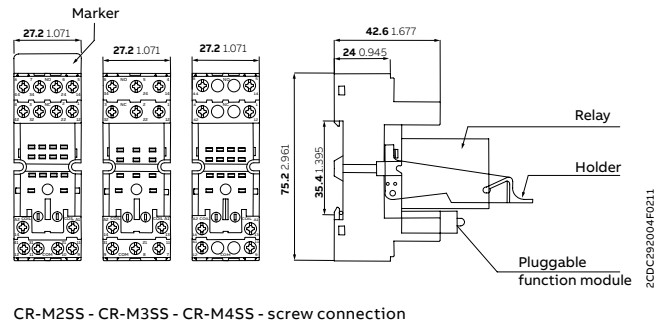
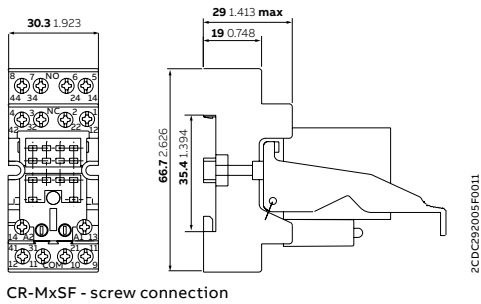
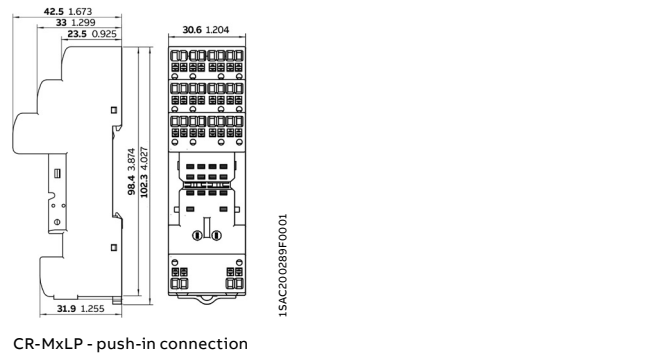
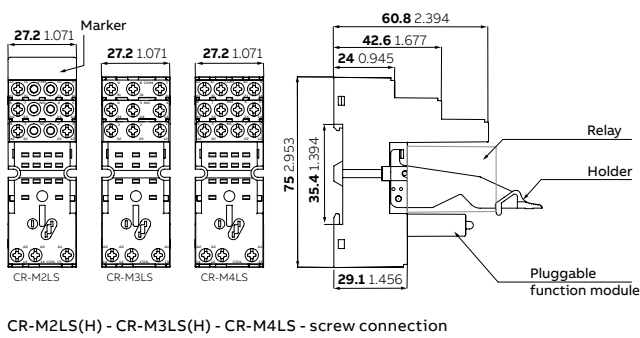
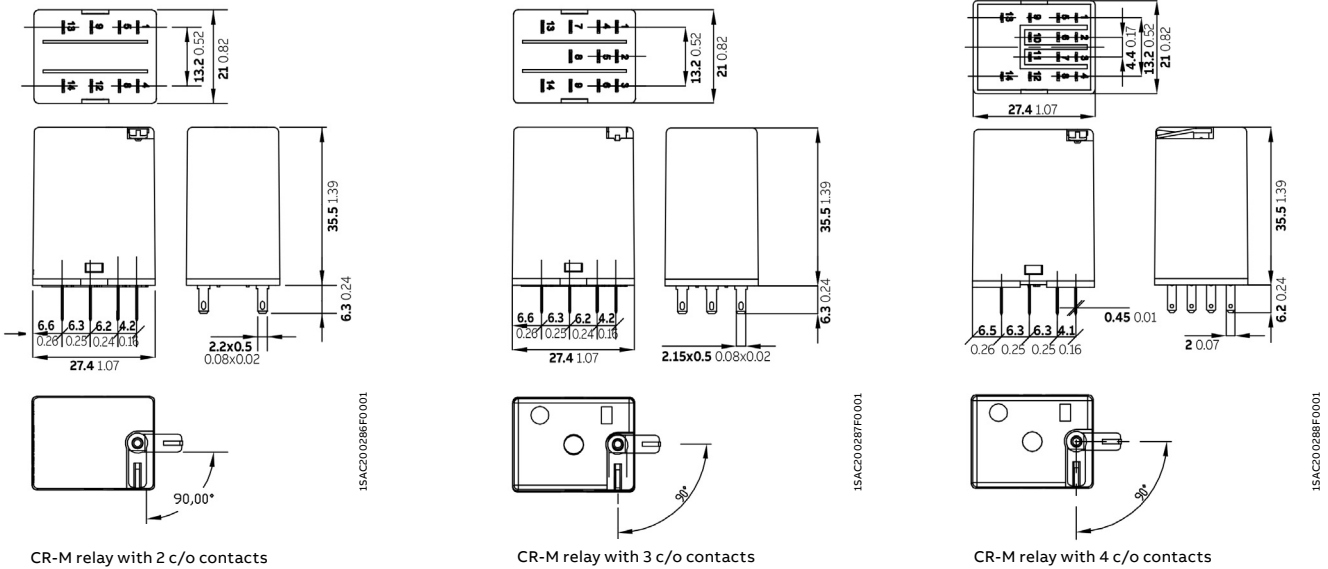
2CDC292012F0011

CR-PJ jumper bar

Pluggable interface relays and optocouplers

Technical diagrams

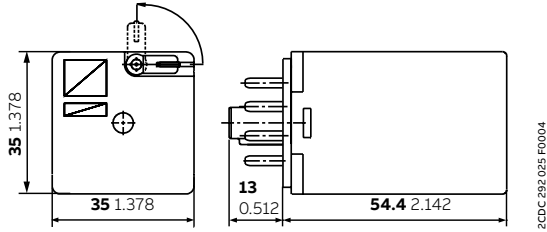
Dimensional drawings in mm and inches



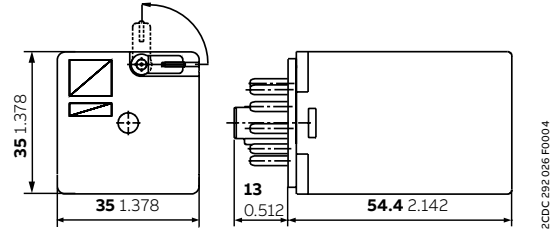
Pluggable interface relays and optocouplers

Technical diagrams

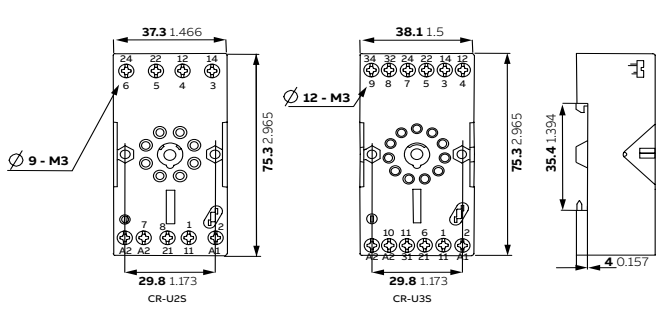
Dimensional drawings in mm and inches



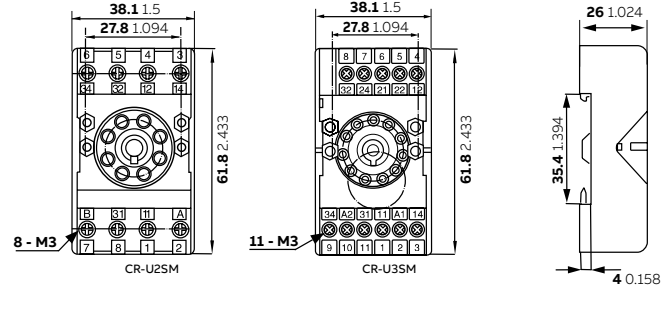
CR-U relay with 2 c/o contacts



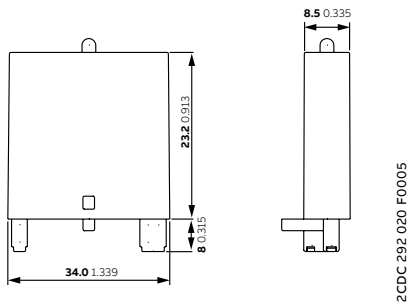
CR-U relay with 3 c/o contacts




CR-U25 - CR-U35 - screw connection



CR-U25M - CR-U35M - screw connection



CR-Uxx function module




Boxed interface relays and optocouplers R600 range

Table of contents

82	Overview
84	Boxed interface relays R600 range
84	Selection table
86	Ordering details
88	Technical data
92	Technical diagrams
94	Boxed optocouplers R600 range
94	Selection table
95	Ordering details
97	Technical data
100	Technical diagrams

Boxed interface relays and optocouplers R600 range

Overview

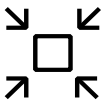


ABB's R600 range may be used in applications where electrical isolation, amplification and signal matching are required. The slim, compact design, incorporated with the variety of terminal connections available allow for the optimization of space within a control panel. This broad portfolio allows for the flexibility of choice and includes both electromagnetic relays and optocouplers.



Continuous operation

The ABB boxed interface relays portfolio incorporates a large assortment of non-pluggable relays. It includes both electro-mechanical relays and optocouplers. The R600 Optocouplers allow for continuous operation without any mechanical wear-and-tear.



Space saving

The 6 mm slim housing of the R600 boxed interface relays provides the possibility of space saving within control cabinets. The 75 mm depth of these relays allows for the use in compact cabinets.

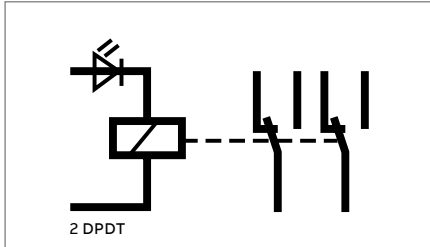


Global availability

The ABB boxed interface relays are approved for a large variety of applications and adhere to highest levels of global approvals (UL, CSA, VDE, CCC).

Boxed interface relays and optocouplers R600 range

Overview



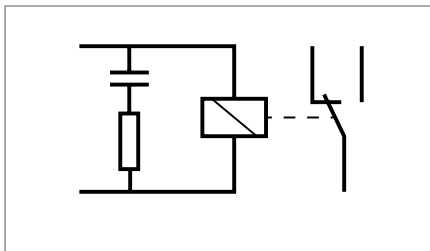
Complete product line

1 n/o, 1 n/c, 1 c/o, 2 c/o output configuration. Standard contact material for switching high current signals as well as gold-plated contacts for reliable switching of low current signals.



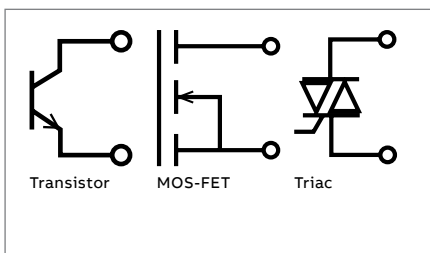
Marine certification

The R600 range offers the LR approval, which allows usage of the boxed interface relays and optocouplers in many applications around the marine segment. The performance of the R600 range has been proven by successfully passing tests required for operating under harsh conditions.




Safe operation

High resistance to vibration and shock thanks to the relay soldered inside of the housing. Wrong relay replacement or relay lose not possible. Devices with immunity to leakage currents.



Longevity

Optocoupler with transistor, MOS-FET and Triac output ensure a longer lifetime, higher reliability and quiet operation.



Easy to mount

The R600 interface relays and optocouplers are easy to mount by snapping onto a DIN-rail according to IEC/EN 60715. Time saving wiring thanks to a jumper bar.

Boxed interface relays R600 range

Selection table

	Type	Order number
	RBR121-48-60VUC	1SNA645502R0600
	RBR121G-48-60VUC	1SNA645506R0200
	RB122G-48-60VUC	1SNA645040R1500
	RBR122G-48-60VUC	1SNA645540R1700
	RB121-115VUC	1SNA645003R0500
	RB121G-115VUC	1SNA645007R0100
	RB121R-115VUC	1SNA645046R0700
	RBR121-115VUC	1SNA645503R0700
	RBR121G-115VUC	1SNA645507R0300
	RB122G-115VUC	1SNA645041R0200
	RBR122G-115VUC	1SNA645541R0400
	RB111-115VUC	1SNA645016R2100
	RB111-230VUC	1SNA645017R2200
	RB121-230VUC	1SNA645004R0400
	RB121G-230VUC	1SNA645008R1200
	RB121R-230VUC	1SNA645011R2400
	RBR121-230VUC	1SNA645504R0000
	RBR121G-230VUC	1SNA645508R1400
	RBR121R-230VUC	1SNA645511R2600
	RB122G-230VUC	1SNA645013R2600
	RBR122G-230VUC	1SNA645513R2000
	RB121-60-230VUC	1SNA645020R0100
	RBR121-60-230VUC	1SNA645520R0300
Control voltage		
5 V DC		
12 V DC		
24 V DC		
48-60 V DC	■ ■ ■ ■	
115 V DC		■ ■ ■ ■ ■ ■ ■ ■
230 V DC		■ ■ ■ ■ ■ ■ ■ ■
60-230 V DC		■ ■ ■ ■ ■ ■ ■ ■
24 V AC		
48-60 V AC	■ ■ ■ ■	
115 V AC		■ ■ ■ ■ ■ ■ ■ ■
230 V AC		■ ■ ■ ■ ■ ■ ■ ■
60-230 V AC		■ ■ ■ ■ ■ ■ ■ ■
Output rating		
10 mA - 6 A	■ ■ ■ ■ ■ ■ ■ ■	■ ■ ■ ■ ■ ■ ■ ■
3 mA - 6 A	■ ■ ■ ■ ■ ■ ■ ■	■ ■ ■ ■ ■ ■ ■ ■
1 mA - 8 A	■ ■ ■ ■ ■ ■ ■ ■	■ ■ ■ ■ ■ ■ ■ ■
Output contacts		
c/o	1 1 2 2 1 1 1 1 1 2 2	1 1 1 1 1 1 1 1 1 1 1 1 1 2 2 1 1
n/o		1 1
n/c		
Gold plated contacts	■ ■ ■ ■ ■ ■ ■ ■	■ ■ ■ ■ ■ ■ ■ ■
Terminal type		
Screw	■ ■ ■ ■ ■ ■ ■ ■	■ ■ ■ ■ ■ ■ ■ ■
Spring	■ ■ ■ ■ ■ ■ ■ ■	■ ■ ■ ■ ■ ■ ■ ■

Boxed interface relays R600 range

Ordering details



R600 - 6 mm

The R600 range comprises of boxed interface relays and optocouplers. In this range, the relay is soldered into device housing, fulfilling the highest vibration requirements. This compact range of relays are 6 mm wide and provide the possibility of switching AC and DC circuits with the same relay. All the sockets in this range are equipped with an indicator LED and available with screw or spring terminals.

Ordering details - 1 n/c contact: 250 V AC, 10 mA - 6 A, width 12 mm

Rated control supply voltage	Connection type	Particularities	Type	Order code	Pkg qty	Weight (1 pc.) kg (lb)
24 V AC/DC	screw	RC circuit parallel to output contact	RB101R-24VUC	1SNA645019R0400	5	0.04 (0.088)
	spring		RBR101R-24VUC	1SNA645519R0600		

Ordering details - 1 n/o contact: 250 V AC, 10 mA - 6 A, width 6 mm

Rated control supply voltage	Connection type	Particularities	Type	Order code	Pkg qty	Weight (1 pc.) kg (lb)
24 V AC/DC	screw		RB111-24VUC	1SNA645014R2700	10	0.02 (0.044)
115 V AC/DC	screw		RB111-115VUC	1SNA645016R2100		
230 V AC/DC	screw		RB111-230VUC	1SNA645017R2200		
24 V AC/DC	spring		RBR111-24VUC	1SNA645514R2100		

Ordering details - 1 n/o contact: 250 V AC, 10 mA - 6 A, width 12 mm

Rated control supply voltage	Connection type	Particularities	Type	Order code	Pkg qty	Weight (1 pc.) kg (lb)
24 V AC/DC	screw	RC circuit parallel to output contact	RB111R-24VUC	1SNA645018R0300	5	0.04 (0.088)
	spring		RBR111R-24VUC	1SNA645518R0500		

Ordering details - 1 c/o (SPDT) contact: 250 V AC, 10 mA - 6 A, width 6 mm

Rated control supply voltage	Connection type	Particularities	Type	Order code	Pkg qty	Weight (1 pc.) kg (lb)
5 V DC	screw	A1-A2 polarized	RB121P-5VDC	1SNA645034R2300	10	0.02 (0.044)
12 V DC	screw	A1-A2 polarized	RB121P-12VDC	1SNA645035R2400		
12 V DC	screw		RB121-12VDC	1SNA645073R0000		
24 V DC	screw		RB121-24VDC	1SNA645071R0000		
24 V AC/DC	screw		RB121-24VUC	1SNA645001R0300		
48-60 V AC/DC	screw		RB121-48-60VUC	1SNA645002R0400		
115 V AC/DC	screw		RB121-115VUC	1SNA645003R0500		
230 V AC/DC	screw		RB121-230VUC	1SNA645004R0400		
5 V DC	spring	A1-A2 polarized	RBR121P-5VDC	1SNA645534R2500		
12 V DC	spring	A1-A2 polarized	RBR121P-12VDC	1SNA645535R2600		
24 V DC	spring		RBR121-24VDC	1SNA645571R0000		
24 V AC/DC	spring		RBR121-24VUC	1SNA645501R0500		
48-60 V AC/DC	spring		RBR121-48-60VUC	1SNA645502R0600		
115 V AC/DC	spring		RBR121-115VUC	1SNA645503R0700		
230 V AC/DC	spring		RBR121-230VUC	1SNA645504R0000		

Boxed interface relays R600 range

Ordering details

Ordering details - 1 c/o (SPDT) contact: 250 V AC, 3 mA - 6 A, gold-plated contacts, width 6 mm

Rated control supply voltage	Connection type	Particularities	Type	Order code	Pkg qty	Weight (1 pc.) kg (lb)
5 V DC	screw	A1-A2 polarized	RB121PG-5VDC	1SNA645036R2500	10	0.02 (0.044)
12 V DC	screw		RB121G-12VDC	1SNA645075R0000		
24 V DC	screw		RB121G-24VDC	1SNA645072R0000		
24 V AC/DC	screw		RB121G-24VUC	1SNA645005R0700		
48-60 V AC/DC	screw		RB121G-48-60VUC	1SNA645006R0000		
115 V AC/DC	screw		RB121G-115VUC	1SNA645007R0100		
230 V AC/DC	screw		RB121G-230VUC	1SNA645008R1200		
24 V DC	spring		RBR121G-24VDC	1SNA645572R0000		
24 V AC/DC	spring		RBR121G-24VUC	1SNA645505R0100		
48-60 V AC/DC	spring		RBR121G-48-60VUC	1SNA645506R0200		
115 V AC/DC	spring		RBR121G-115VUC	1SNA645507R0300		
230 V AC/DC	spring		RBR121G-230VUC	1SNA645508R1400		

Ordering details - 1 c/o (SPDT) contact: 250 V AC, 10 mA - 6 A, width 12 mm

Rated control supply voltage	Connection type	Particularities	Type	Order code	Pkg qty	Weight (1 pc.) kg (lb)
60-230 V AC/DC	screw		RB121-60-230VUC	1SNA645020R0100	5	0.04 (0.088)
115 V AC/DC	screw	Leakage current protection, RC circuit parallel to input	RB121R-115VUC	1SNA645046R0700		
230 V AC/DC	screw		RB121R-230VUC	1SNA645011R2400		
60-230 V AC/DC	spring		RBR121-60-230VUC	1SNA645520R0300		
230 V AC/DC	spring	Leakage current protection, RC circuit parallel to input	RBR121R-230VUC	1SNA645511R2600		



R600 - 12 mm

2CDC29H 013 50013

Ordering details - 2 c/o (SPDT) contacts: 250 V AC, 1 mA - 8 A, gold-plated contacts, width 12 mm

Rated control supply voltage	Connection type	Type	Order code	Pkg qty	Weight (1 pc.) kg (lb)
24 V AC/DC	screw	RB122G-24VUC	1SNA645012R2500	5	0.04 (0.088)
48-60 V AC/DC	screw	RB122G-48-60VUC	1SNA645040R1500		
115 V AC/DC	screw	RB122G-115VUC	1SNA645041R0200		
230 V AC/DC	screw	RB122G-230VUC	1SNA645013R2600		
24 V AC/DC	spring	RBR122G-24VUC	1SNA645512R2700		
48-60 V AC/DC	spring	RBR122G-48-60VUC	1SNA645540R1700		
115 V AC/DC	spring	RBR122G-115VUC	1SNA645541R0400		
230 V AC/DC	spring	RBR122G-230VUC	1SNA645513R2000		

Ordering details - Accessories



Description	Type	Order code	Pkg qty	Weight (1 pc.) kg (lb)
Jumper bar, 10 poles * (replacement of BJ612-10 - 1SNA290488R0100)	RB-JB10	1SVR406570R0000	10	0.05 (0.11)
Jumper bar, 20 poles * (replacement of BJ612-20 - 1SNA206754R0000)	RB-JB20	1SVR406580R0000		0.10 (0.22)
Separator end section	SC612	1SNA290474R0200		0.05 (0.11)

* - Before the first and after the last jumpered R600 relay, a separator end section shall be used.

- The sum of the current for jumpered devices shall not exceed 6 A on 6 mm devices and 8 A on 12 mm devices.

Boxed interface relays R600 range

Technical data

		RB(R)101R-		RB(R)111R-	
		24 V UC		24 V UC	
Input circuit					
Rated control supply voltage U_s		24 V AC/DC			
Rated control supply voltage U_s tolerance	DC	-15 %, +20 %			
	AC	-/+ 10 %			
Rated frequency		50/60 Hz			
Typical power consumption		0.24 W			
Typical current		10 mA			
Drop-out voltage	at 20 °C	4.5 V			
Indication of operational states	green LED	 : control supply voltage applied			
Output circuit					
Kind of output	11-12	relay, 1 n/c contact		-	
	13-14	-		relay, 1 n/o contact	
Rated operational voltage U_e		250 V AC			
Minimum switching voltage		5 V			
Maximum switching voltage		250 V AC			
Minimum switching current		60 mA			
Rated free air thermal current I_{th}		6 A			
Rated operational current I_e	AC-12 (resistive) 230 V	6 A			
	AC-15 (inductive) 230 V	1.5 A			
	AC-15 (inductive) 120 V	3 A			
	DC-12 (resistive) 24 V	6 A			
	DC-13 (inductive) 24 V	1 A			
	DC-13 (inductive) 110 V	0.2 A			
	DC-13 (inductive) 220 V	0.1 A			
AC rating (UL 508; NEMA ICS-5)	utilization category (pilot duty)	B300			
DC rating (UL 508; NEMA ICS-5)	utilization category (pilot duty)	R300			
Minimum switching power		300 mW			
Mechanical lifetime		1 x 10 ⁷ switching cycles			
Electrical lifetime	at AC-15	1 x 10 ⁵ switching cycles			
Max. fuse rating to achieve short-circuit protection		6 A fast			
Response time		5 ms			
Release time		8 ms			
RB(R)111-					
		24 V UC		115 V UC	
				230 V UC	
Input circuit					
Rated control supply voltage U_s		24 V AC/DC	115 V AC/DC	230 V AC/DC	
Rated control supply voltage U_s tolerance	DC	-15 %, +20 %		-15 %, +10 %	
	AC	-/+ 10 %			
Rated frequency		50/60 Hz			
Typical power consumption		0.24 W	0.46 W	0.8 W	
Typical current		10 mA	4 mA	3.5 mA	
Drop-out voltage	at 20 °C	4.5 V	17 V	27 V	
Indication of operational states	green LED	 : control supply voltage applied			
Output circuit					
Kind of output	13-14	relay, 1 n/o contact			
Rated operational voltage U_e		250 V AC			
Minimum switching voltage		12 V			
Maximum switching voltage		250 V AC			
Minimum switching current		10 mA			
Rated free air thermal current I_{th}		6 A			

Boxed interface relays R600 range

Technical data

		RB(R)111-		
		24 V UC	115 V UC	230 V UC
Rated operational current I_e	AC-12 (resistive) 230 V	6 A		
	AC-15 (inductive) 230 V	1.5 A		
	AC-15 (inductive) 120 V	3 A		
	DC-12 (resistive) 24 V	6 A		
	DC-13 (inductive) 24 V	1 A		
	DC-13 (inductive) 110 V	0.2 A		
	DC-13 (inductive) 220 V	0.1 A		
AC rating (UL 508; NEMA ICS-5)	utilization category (pilot duty)	B300		
DC rating (UL 508; NEMA ICS-5)	utilization category (pilot duty)	R300		
Minimum switching power		300 mW		
Mechanical lifetime		1 x 10 ⁷ switching cycles		
Electrical lifetime		at AC-15 1 x 10 ⁵ switching cycles		
Max. fuse rating to achieve short-circuit protection		6 A fast		
Response time		5 ms	6 ms	7 ms
Release time		8 ms	15 ms	15 ms

		RB(R)121(P)(G)-							
		5 V DC	12 V DC	24 V DC	24 V UC	48-60 V UC	115 V UC	230 V UC	
Input circuit									
Rated control supply voltage U_s		5 V DC	12 V DC	24 V DC	24 V AC/DC	48 V AC/DC	60 V AC/DC	115 V AC/DC	230 V AC/DC
Rated control supply voltage		DC -15 %, +20 %							-15 %, +10 %
U_s tolerance		AC -			-/+ 10 %				
Rated frequency		-			50/60 Hz				
Typical power consumption		0.2 W	0.2 W	0.24 W	0.33 W	0.54 W	0.46 W	0.8 W	
Typical current		40 mA	16 mA	10 mA	7 mA	9 mA	4 mA	3.5 mA	
Drop-out voltage		at 20 °C 1.2 V 2.2 V 4.5 V			8 V	8 V	17 V	27 V	
Indication of operational states		green LED control supply voltage applied							
Output circuit									
Kind of output		11-12/14 relay, 1 c/o (SPDT) contact							
Rated operational voltage U_e		250 V AC							
Minimum switching voltage		5 V / gold-plated contacts: 5 V							
Maximum switching voltage		250 V AC							
Minimum switching current		60 mA / gold-plated contacts: 10 mA							
Rated free air thermal current I_{th}		6 A							
Rated operational current I_e	AC-12 (resistive) 230 V	6 A							
	AC-15 (inductive) 230 V	1.5 A							
	AC-15 (inductive) 120 V	3 A							
	DC-12 (resistive) 24 V	6 A							
	DC-13 (inductive) 24 V	1 A							
	DC-13 (inductive) 110 V	0.2 A							
	DC-13 (inductive) 220 V	0.1 A							
AC rating (UL 508; NEMA ICS-5)	utilization category (pilot duty)	B300							
DC rating (UL 508; NEMA ICS-5)	utilization category (pilot duty)	R300							
Minimum switching power		300 mW / gold-plated contacts: 50 mW							
Mechanical lifetime		1 x 10 ⁷ switching cycles							
Electrical lifetime		at AC-15 1 x 10 ⁵ switching cycles							
Max. fuse rating to achieve short-circuit protection		6 A fast							
Response time		5 ms	5 ms	5 ms	5 ms	5 ms	6 ms	7 ms	
Release time		8 ms	8 ms	8 ms	8 ms	8 ms	15 ms	16 ms	

Boxed interface relays R600 range

Technical data

		RB(R)121R-	
		115 V UC	230 V UC
Input circuit			
Rated control supply voltage U_s		115 V AC/DC	230 V AC/DC
Rated control supply voltage U_s tolerance	DC	-20%, +15%	-10%, +15%
	AC	-/+ 10 %	
Rated frequency		50/60 Hz	
Typical power consumption		2 W	2.8 W
Typical current		18 mA	12 mA
Drop-out voltage	at 20 °C	17 V	27 V
Indication of operational states	green LED	: control supply voltage applied	
Output circuit			
Kind of output	11-12/14	relay, 1 c/o (SPDT) contact	
Rated operational voltage U_e		250 V AC	
Minimum switching voltage		5 V	
Maximum switching voltage		250 V AC	
Minimum switching current		60 mA	
Rated free air thermal current I_{th}		6 A	
Rated operational current I_e	AC-12 (resistive) 230 V	6 A	
	AC-15 (inductive) 230 V	1.5 A	
	AC-15 (inductive) 120 V	3 A	
	DC-12 (resistive) 24 V	6 A	
	DC-13 (inductive) 24 V	1 A	
	DC-13 (inductive) 110 V	0.2 A	
	DC-13 (inductive) 220 V	0.1 A	
AC rating (UL 508; NEMA ICS-5)	utilization category (pilot duty)	B300	
DC rating (UL 508; NEMA ICS-5)	utilization category (pilot duty)	R300	
Minimum switching power		300 mW	
Mechanical lifetime		1 x 10 ⁷ switching cycles	
Electrical lifetime	at AC-15	1 x 10 ⁵ switching cycles	
Max. fuse rating to achieve short-circuit protection		6 A fast	
Response time		6 ms	7 ms
Release time		15 ms	16 ms

Boxed interface relays R600 range

Technical data

		RB(R)122G				
		24 V UC	48-60 V UC		115 V UC	230 V UC
Input circuit						
Rated control supply voltage U_s		24 V AC/DC	48 V AC/DC	60 V AC/DC	115 V AC/DC	230 V AC/DC
Rated control supply voltage U_s tolerance	DC	-15 %, +20 %				-15 %, +10 %
	AC	-/+ 10 %				
Rated frequency		50/60 Hz				
Typical power consumption		0.48 W	0.62 W	0.96 W	0.58 W	1.15 W
Typical current		20 mA	13 mA	16 mA	5 mA	5 mA
Drop-out	at 20 °C	5.4 V	8.8 V	8.8 V V	20 V	10 V
Indication of operational states	green LED	□: control supply voltage applied				
Output circuit						
Kind of output	11-12/14	relay, 1st c/o (SPDT) contact				
	21-22/24	relay, 2nd c/o (SPDT) contact				
Rated operational voltage U_e		250 V				
Minimum switching voltage		5 V / gold-plated contacts: 5 V				
Maximum switching voltage		250 V				
Minimum switching current		60 mA / gold-plated contacts: 10 mA				
Rated free air thermal current I_{th}		8 A				
Rated operational current I_e	AC-12 (resistive) 230 V	8 A				
	AC-15 (inductive) 230 V	1.5 A				
	DC-12 (resistive) 24 V	8 A				
	DC-13 (inductive) 24 V	1 A				
	DC-13 (inductive) 110 V	0.2 A				
	DC-13 (inductive) 220 V	0.1 A				
Minimum switching power		300 mW / gold-plated contacts: 50 mW				
Mechanical lifetime		2 x 10 ⁷ switching cycles				
Electrical lifetime	at AC-15	1 x 10 ⁵ switching cycles				
Max. fuse rating to achieve short-circuit protection		10 A fast				
Response time		6 ms	10 ms	10 ms	6 ms	6 ms
Release time		10 ms	14 ms	14 ms	15 ms	15 ms

General technical data - Interface relays

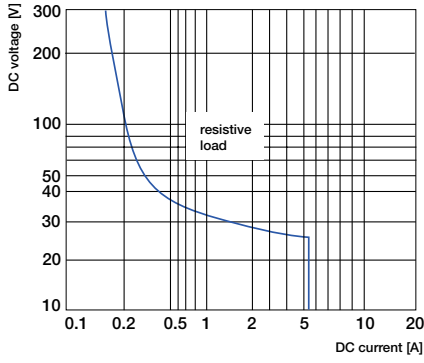
		RB	RBR
General data			
Material of housing		UL 94 V0	
Mounting		DIN rail	
Degree of protection	housing / terminals	IP20 NEMA1	
Electrical connection			
Connecting capacity	fine-strand	0.22-2.5 mm ² (24-14 AWG)	
	rigid	0.2-4 mm ² (24-12 AWG)	0.2-2.5 mm ² (24-14 AWG)
Stripping length		9 mm (0.354 in)	
Tightening torque		0.4-0.6 Nm (3.5-5.3 lb.in)	n/a
Environmental data			
Ambient temperature ranges	storage	-40...+80 °C (-40...+176 °F)	
	operation	-20...+70 °C (-4...+158 °F) ¹⁾	
Isolation data			
Rated insulation voltage U_i		250 V	
Rated impulse withstand voltage U_{imp}	input / output	4 kV (1.2/50 μs)	
	shock coil / output	4 kV (1.2/50 μs)	
	output / output	1 kV (1.2/50 μs)	
Overvoltage category		III	
Pollution degree		2	
Standards/Directives			
Standards		IEC/EN 60947-5-1	
Low Voltage Directive		2014/35/EC	
RoHS Directive		2011/65/EC	

¹⁾ Over 55 °C, blocks have to be mounted on horizontal rail with 10 mm spacing between each block. For vertical rail mounting max. operation temperature is 15 °C lower.

Boxed interface relays R600 range

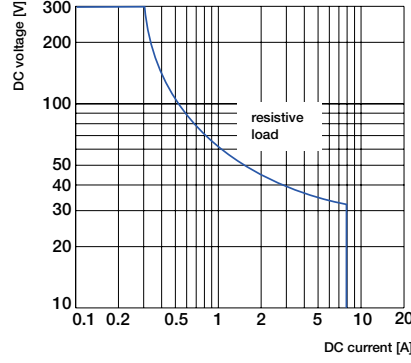
Technical diagrams

Load limit curves



2CDC2920028F0212

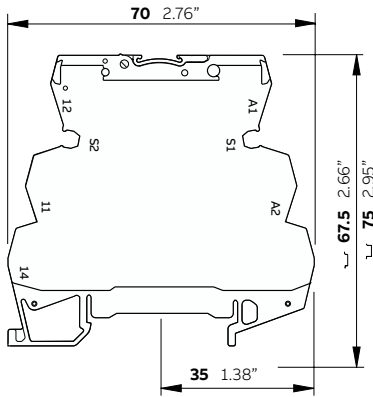
Versions with 1 n/o, 1 n/c or 1 c/o contact



2CDC292028F0213

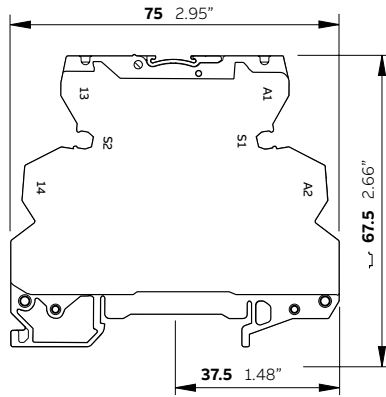
Versions with 2 c/o contacts

Dimensional drawings in mm and inches



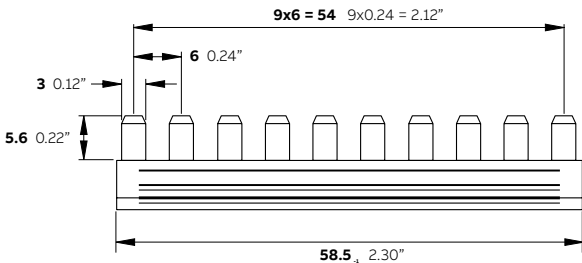
2CDC292028F0013

R600 - screw connection

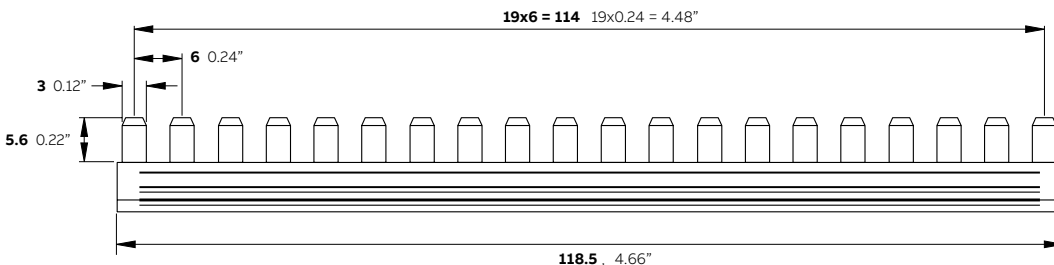
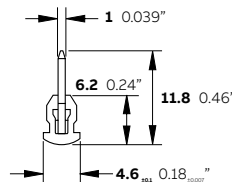


2CDC292028F0013

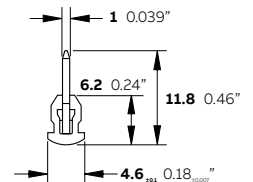
R600 - spring connection



RB-JB10



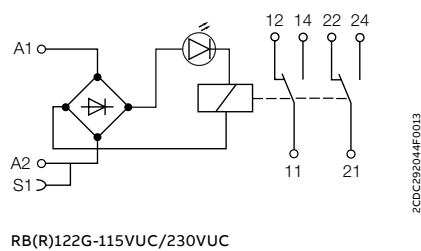
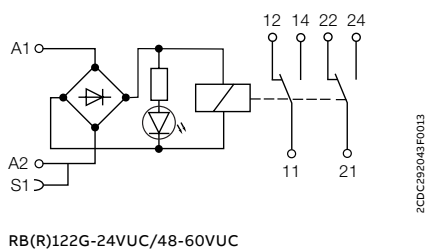
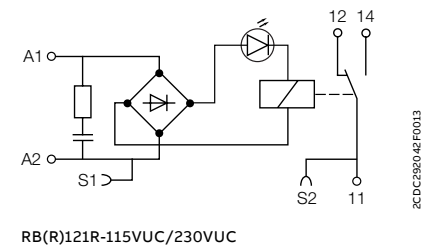
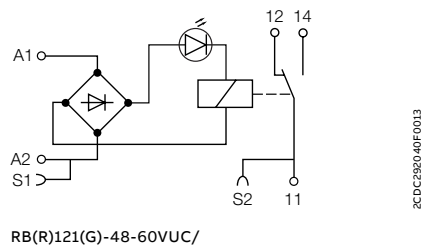
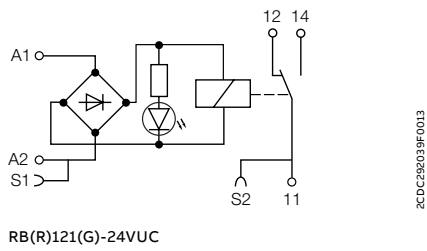
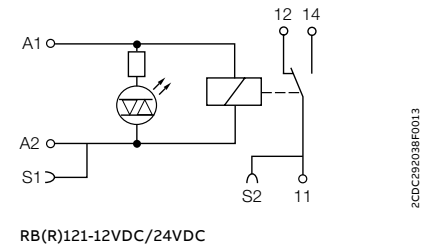
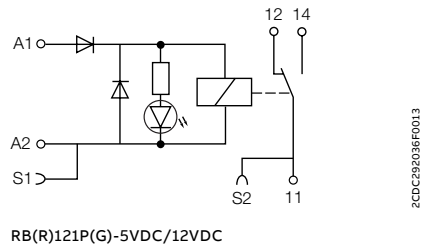
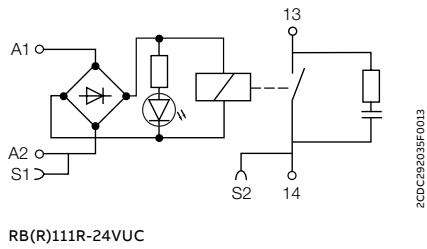
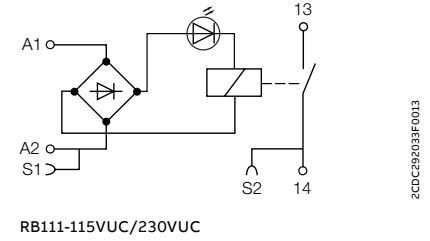
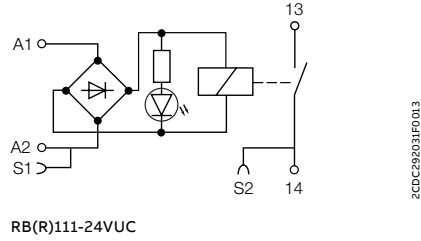
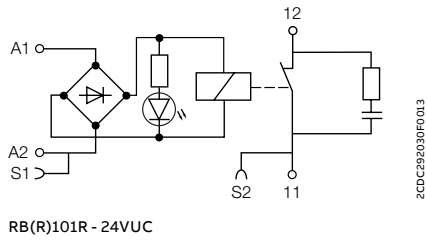
RB-JB20



Boxed interface relays R600 range

Technical diagrams

Connection diagrams



Boxed optocouplers R600 range

Ordering details



R600 - 6 mm

Ordering details - Transistor output, 58 V DC, 100 mA, width 6 mm

Rated control supply voltage	Connection type	Type	Order code	Pkg qty	Weight (1 pc.) kg (lb)
5 - 12 V DC	screw	OBIC0100-5-12VDC	1SNA645047R0000	10	0.02 (0.044)
24 V DC	screw	OBIC0100-24VDC	1SNA645021R2600		
48 - 60 V AC/DC	screw	OBIC0100-48-60VUC	1SNA645049R1200		
115 - 230 V AC/DC	screw	OBIC0100-115-230	1SNA645022R2700		
5 - 12 V DC	spring	OBRIC0100-5-12VDC	1SNA645547R0200	10	0.02 (0.044)
24 V DC	spring	OBRIC0100-24VDC	1SNA645521R2000		
48 - 60 V AC/DC	spring	OBRIC0100-48-60VUC	1SNA645549R1400		
115 - 230 V AC/DC	spring	OBRIC0100-115-230	1SNA645522R2100		

Ordering details - MOS-FET output, 58 V DC, 2 A, width 6 mm

Rated control supply voltage	Connection type	Type	Order code	Pkg qty	Weight (1 pc.) kg (lb)
5 - 12 V DC	screw	OBOC2000-5-12VDC	1SNA645050R1700	10	0.02 (0.044)
24 V DC	screw	OBOC2000-24VDC	1SNA645051R0400		
24 V AC/DC	screw	OBOC2000-24VUC	1SNA645025R2200		
48 - 60 V AC/DC	screw	OBOC2000-48-60VUC	1SNA645053R0600		
115 V AC/DC	screw	OBOC2000-115VUC	1SNA645054R0700		
230 V AC/DC	screw	OBOC2000-230VUC	1SNA645026R2300	10	0.02 (0.044)
5 - 12 V DC	spring	OBROC2000-5-12VDC	1SNA645550R1100		
24 V DC	spring	OBROC2000-24VDC	1SNA645551R0600		
24 V AC/DC	spring	OBROC2000-24VUC	1SNA645525R2400		
48 - 60 V AC/DC	spring	OBROC2000-48-60VUC	1SNA645553R0000		
230 V AC/DC	spring	OBROC2000-230VUC	1SNA645526R2500		

Ordering details - MOS-FET output, 58 V DC, 5 A, width 6 mm

Rated control supply voltage	Connection type	Type	Order code	Pkg qty	Weight (1 pc.) kg (lb)
24 V DC	screw	OBOC5000-24VDC	1SNA645024R2100	10	0.02 (0.044)
115 V AC/DC	screw	OBOC5000-115VUC	1SNA645058R1300		
24 V DC	spring	OBROC5000-24VDC	1SNA645524R2300	10	0.02 (0.044)
230 V AC/DC	spring	OBROC5000-230VUC	1SNA645559R1600		

Ordering details - Triac output, 400 V AC, 1 A, width 6 mm

Rated control supply voltage	Connection type	Type	Order code	Pkg qty	Weight (1 pc.) kg (lb)
24 V DC	screw	OBOA1000-24VDC	1SNA645027R2400	10	0.03 (0.066)
115 V AC/DC	screw	OBOA1000-115VUC	1SNA645062R0700		
230 V AC/DC	screw	OBOA1000-230VUC	1SNA645028R0500		
24 V DC	spring	OBROA1000-24VDC	1SNA645527R2600	10	

Boxed optocouplers R600 range

Ordering details



R600 - 12 mm

2CDC 291 013 S0013

Ordering details - Triac output, 230 V AC, 2 A, width 12 mm

Rated control supply voltage	Connection type	Type	Order code	Pkg qty	Weight (1 pc.) kg (lb)
24 V DC	screw	OBOA2000-24VDC	1SNA645029R0600	5	0.03
24 V DC	spring	OBROA2000-24VDC	1SNA645529R0000	5	(0.066)

Ordering details - Accessories

Description	Type	Order code	Pkg qty	Weight (1 pc.) kg (lb)
Jumper bar, 10 poles * (replacement of BJ612-10 - 1SNA290488R0100)	RB-JB10	1SVR406570R0000	10	0.05 (0.11)
Jumper bar, 20 poles * (replacement of BJ612-20 - 1SNA206754R0000)	RB-JB20	1SVR406580R0000		0.10 (0.22)
Separator end section	SC612	1SNA290474R0200		0.05 (0.11)

* - Before the first and after the last jumpered R600 optocoupler, a separator end section shall be used.
 - The sum of the current for jumpered devices shall not exceed 6 A on 6 mm devices and 8 A on 12 mm devices.

Boxed optocouplers R600 range

Technical data

	OB(R)IC0100-...						
	5-12 V DC		24 V DC	48-60 V UC		115-230	
Input circuit							
Control voltage	5 V DC	12 V DC	24 V DC	48 V AC/DC	60 V AC/DC	115 V AC/DC	230 V AC/DC
Frequency	-			50/60 Hz			
Input current	5 mA	9 mA	4 mA	4 mA	5 mA	7 mA (AC) 16 mA (DC)	11.5 mA (AC) 25 mA (DC)
Pull-in voltage	4 V		15 V	25 V		60 V AC / 70 V DC	
Typ. switch-on time	10 µs			5 ms			
Typ. switch-off time	500 µs			20 ms			
Operating frequency	1000 Hz				20 Hz		
Permissible leakage current	0.9 mA		1.0 mA	0.9 mA		1.6 mA	
Output circuit							
	11(13+)- 14						
Kind of output	Transistor						
Rated operational voltage	4.5-58 V DC						
Minimum switching current	1 mA						
Maximum switching current	100 mA						
Leakage current at max. switching voltage	< 50 µA						
Rated operational current I_e (IEC/EN 60947-5-1)	DC-12 (resistive) 58 V		0.1 A				
Residual voltage	typical		1 V				
	maximum		1.3 V				
Max. fuse rating to achieve short-circuit protection	100 mA fast						
Isolation data							
Rated insulation voltage U_i	250 V						
Rated impulse withstand voltage U_{imp}	2.5 kV (1.2/50 µs)						
Overvoltage category	II						
Pollution degree	2						

	OB(R)OC2000-...							
	5-12 V DC		24 V DC	24 V UC	48-60 V UC		115 V UC	230 V UC
Input circuit								
Control voltage	5 V DC	12 V DC	24 V DC	24 V AC/DC	48 V AC/DC	60 V AC/DC	115 V AC/DC	230 V AC/DC
Frequency	-			50/60 Hz				
Input current	5 mA	9 mA	5.4 mA	6.3 mA	4 mA	5.1 mA	4.2 mA	4 mA
Pull-in voltage	4 V		12 V	15 V	27 V		50 V	80 V
Typ. switch-on time	15 µs		30 µs	1 ms	5 ms		500 µs	1 ms
Typ. switch-off time	250 µs		400 µs	7 ms	20 ms		10 ms	15 ms
Operating frequency	2000 Hz		1000 Hz	60 Hz	20 Hz		50 Hz	35 Hz
Permissible leakage current	1 mA		0.8 mA	0.9 mA	1 mA		0.3 mA	
Output circuit								
	11(13+)- 14							
Kind of output	MOS-FET							
Rated operational voltage	4.5-58 V DC							
Minimum switching current	1 mA							
Maximum switching current	2 A							
Leakage current at max. switching voltage	< 50 µA							
Rated operational current I_e (IEC/EN 60947-5-1)	DC-12 (resistive) 58 V		2 A					
Residual voltage	typical		0.1 V					
	maximum		0.5 V					
Max. fuse rating to achieve short-circuit protection	2 A ultra-fast							
Isolation data								
Rated insulation voltage U_i	250 V							
Rated impulse withstand voltage U_{imp}	2.5 kV (1.2/50 µs)							
Overvoltage category	II							
Pollution degree	2							

Boxed optocouplers R600 range

Technical data

		OB(R)OC5000-...		
		24 V DC	115 V UC	230 V UC
Input circuit				
Control voltage		24 V DC	115 V AC/DC	230 V AC/DC
Frequency		-	50/60 Hz	
Input current		5.4 mA	4.2 mA	4 mA
Pull-in voltage		12 V	50 V	80 V
Typ. switch-on time		30 μ s	500 μ s	1 ms
Typ. switch-off time		400 μ s	10 ms	15 ms
Operating frequency		1000 Hz	50 Hz	35 Hz
Permissible leakage current		0.8 mA	0.3 mA	0.3 mA
Output circuit		11(13+)- 14		
Kind of output		MOS-FET		
Rated operational voltage		4.5-58 V DC		
Minimum switching current		1 mA		
Maximum switching current		5 A		
Leakage current at max. switching voltage		< 50 μ A		
Rated operational current I_e	DC-12 (resistive) 58 V	5 A		
Residual voltage	typical	0.1 V		
	maximum	0.5 V		
Max. fuse rating to achieve short-circuit protection		6 A ultra-fast		
Isolation data				
Rated insulation voltage U_i		250 V		
Rated impulse withstand voltage U_{imp}		2.5 kV (1.2/50 μ s)		
Overvoltage category		II		
Pollution degree		2		

		OB(R)OA1000-...			OB(R)OA2000-...
		24 V DC	115 V UC	230 V UC	24 V DC
Input circuit					
Control voltage		24 V DC	115 V AC/DC	230 V AC/DC	24 V DC
Frequency		-	50/60 Hz		-
Input current		3.6 mA	4.15 mA	4.6 mA	3.6 mA
Pull-in voltage		14 V	60 V	135 V	14 V
Typ. switch-on time		150 μ s	2.2 ms	2.5 ms	150 μ s
Typ. switch-off time		1 ms	18 ms	25 ms	1 ms
Operating frequency		500 Hz	25 Hz	20 Hz	500 Hz
Permissible leakage current		1 mA			1 mA
Output circuit		11(13+)- 14			
Kind of output		Triac			Triac
Rated operational voltage		24-400 V AC			10-230 V AC
Minimum switching current		25 mA			25 mA
Maximum switching current		1 A			2 A
Leakage current at max. switching voltage		< 500 μ A			< 500 μ A
Rated operational current I_e	AC-12 (resistive) 400 V	1 A			-
	AC-12 (resistive) 230 V	-			2A
Residual voltage	typical	1 V			1 V
	maximum	1.6 V			1.6 V
Max. fuse rating to achieve short-circuit protection		4 A ultra-fast			4 A ultra-fast
Isolation data					
Rated insulation voltage U_i		400 V			230 V
Rated impulse withstand voltage U_{imp}		4 kV (1.2/50 μ s)			4 kV (1.2/50 μ s)
Overvoltage category		II			II
Pollution degree		2			2

Boxed optocouplers R600 range

Technical data

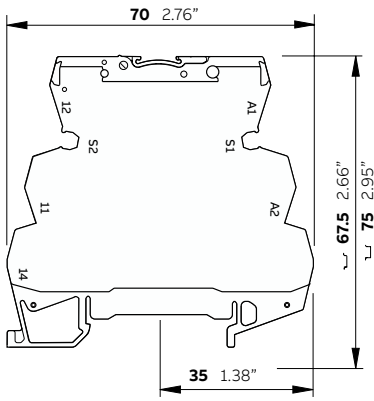
General technical data - Optocouplers

		OB	OBR
General data			
Material of housing		UL 94 V0	
Mounting		DIN Rail	
Degree of protection	housing / terminals	IP20 NEMA1	
Electrical connection		Screw terminal	Spring-type terminal
Connecting capacity	fine-strand	0.22-2.5 mm ² (24-14 AWG)	
	rigid	0.2-4 mm ² (24-12 AWG)	0.2-2.5 mm ² (24-14 AWG)
Stripping length		9 mm (0.354 in)	
Tightening torque		0.4-0.6 Nm (3.5-5.3 lb.in)	n/a
Environmental data			
Ambient temperature ranges	storage	-40...+80 °C (-40...+176 °F)	
	operation	-20...+70 °C (-4...+158 °F)	
Standards/Directives			
Standards		IEC/EN 60947-5-1	
Low Voltage Directive		2014/35/EU	
RoHS Directive		2011/65/EU	

Boxed optocouplers R600 range

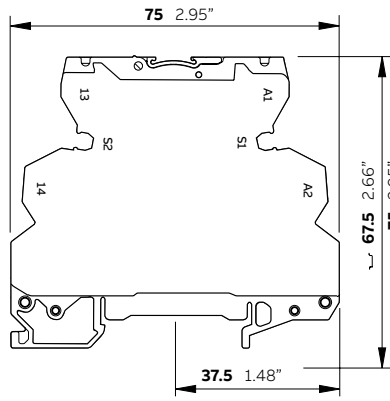
Technical diagrams

Dimensional drawings in mm and inches



R600 - screw connection

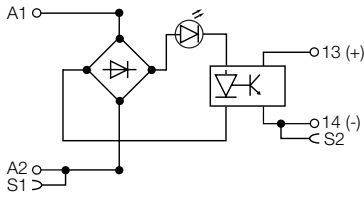
2CDC29025F0013



R600 - spring connection

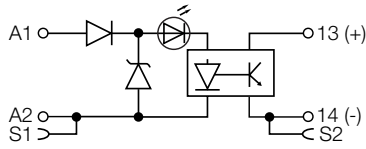
2CDC29026F0013

Connection diagrams



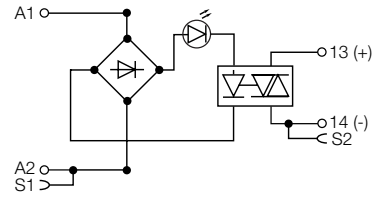
OB(R)OC, OB(R)IC
except 5-12 V DC versions

2CDC292019F0016



OB(R)IC0100-5-12 V DC
OB(R)OC2000-5-12 V DC

2CDC292017F0016



OB(R)OA

2CDC292018F0016

Index

Product type

Type	Order code	Page	Type	Order code	Page
CR-M012AC2L	1SVR405611R0300	40	CR-M048DC3	1SVR405612R6000	39
CR-M012AC3L	1SVR405612R0300	40	CR-M048DC3L	1SVR405612R6100	40
CR-M012AC4L	1SVR405613R0300	40	CR-M048DC3LD	1SVR405612R6400	41
CR-M012DC2	1SVR405611R4000	39	CR-M048DC4	1SVR405613R6000	39
CR-M012DC2L	1SVR405611R4100	40	CR-M048DC4L	1SVR405613R6100	40
CR-M012DC2LD	1SVR405611R4400	41	CR-M048DC4LD	1SVR405613R6400	41
CR-M012DC3	1SVR405612R4000	39	CR-M048DC4LG	1SVR405618R6100	42
CR-M012DC3L	1SVR405612R4100	40	CR-M060AC3	1SVR405612R5200	39
CR-M012DC3LD	1SVR405612R4400	41	CR-M060DC2	1SVR405611R4200	39
CR-M012DC4	1SVR405613R4000	39	CR-M060DC2L	1SVR405611R4300	40
CR-M012DC4L	1SVR405613R4100	40	CR-M060DC3	1SVR405612R4200	39
CR-M012DC4LD	1SVR405613R4400	41	CR-M060DC3L	1SVR405612R4300	40
CR-M012DC4LDG	1SVR405618R4400	42	CR-M060DC4	1SVR405613R4200	39
CR-M012DC4LDGSS	1SVR405618R4410	43	CR-M060DC4L	1SVR405613R4300	40
CR-M012DC4LG	1SVR405618R4100	42	CR-M060DC4LG	1SVR405618R4300	42
CR-M024AC2	1SVR405611R0000	39	CR-M110AC2	1SVR405611R7000	39
CR-M024AC2L	1SVR405611R0100	40	CR-M110AC2L	1SVR405611R7100	40
CR-M024AC3	1SVR405612R0000	39	CR-M110AC3	1SVR405612R7000	39
CR-M024AC3L	1SVR405612R0100	40	CR-M110AC3L	1SVR405612R7100	40
CR-M024AC4	1SVR405613R0000	39	CR-M110AC4	1SVR405613R7000	39
CR-M024AC4G	1SVR405618R0000	41	CR-M110AC4G	1SVR405618R7000	41
CR-M024AC4L	1SVR405613R0100	40	CR-M110AC4L	1SVR405613R7100	40
CR-M024AC4LG	1SVR405618R0100	42	CR-M110AC4LG	1SVR405618R7100	42
CR-M024AC4LS62CV	1SVR405613R0010	43	CR-M110DC2	1SVR405611R8000	39
CR-M024DC2	1SVR405611R1000	39	CR-M110DC2L	1SVR405611R8100	40
CR-M024DC2L	1SVR405611R1100	40	CR-M110DC2LD	1SVR405611R8400	41
CR-M024DC2LD	1SVR405611R1400	41	CR-M110DC3	1SVR405612R8000	39
CR-M024DC3	1SVR405612R1000	39	CR-M110DC3L	1SVR405612R8100	40
CR-M024DC3L	1SVR405612R1100	40	CR-M110DC3LD	1SVR405612R8400	41
CR-M024DC3LD	1SVR405612R1400	41	CR-M110DC4	1SVR405613R8000	39
CR-M024DC4	1SVR405613R1000	39	CR-M110DC4L	1SVR405613R8100	40
CR-M024DC4G	1SVR405618R1000	41	CR-M110DC4LD	1SVR405613R8400	41
CR-M024DC4GSS42V	1SVR405618R1011	43	CR-M110DC4LG	1SVR405618R8100	42
CR-M024DC4L	1SVR405613R1100	40	CR-M120AC2	1SVR405611R2000	39
CR-M024DC4LD	1SVR405614R1100	41	CR-M120AC2L	1SVR405611R2100	40
CR-M024DC4LDG	1SVR405618R1400	42	CR-M120AC3	1SVR405612R2000	39
CR-M024DC4LDGSS	1SVR405618R1410	43	CR-M120AC3L	1SVR405612R2100	40
CR-M024DC4LG	1SVR405618R1100	42	CR-M120AC4	1SVR405613R2000	39
CR-M024DC4LS42V	1SVR405613R1011	43	CR-M120AC4L	1SVR405613R2100	40
CR-M024DC4S42V	1SVR405613R1010	43	CR-M120AC4LG	1SVR405618R2100	42
CR-M048AC2	1SVR405611R5000	39	CR-M125DC2	1SVR405611R8200	39
CR-M048AC2L	1SVR405611R5100	40	CR-M125DC2L	1SVR405611R8300	40
CR-M048AC3	1SVR405612R5000	39	CR-M125DC2LD	1SVR405611R8500	41
CR-M048AC3L	1SVR405612R5100	40	CR-M125DC3	1SVR405612R8200	39
CR-M048AC4	1SVR405613R5000	39	CR-M125DC3L	1SVR405612R8300	40
CR-M048AC4L	1SVR405613R5100	40	CR-M125DC3LD	1SVR405612R8500	41
CR-M048AC4LG	1SVR405618R5100	42	CR-M125DC4	1SVR405613R8200	39
CR-M048DC2	1SVR405611R6000	39	CR-M125DC4L	1SVR405613R8300	40
CR-M048DC2L	1SVR405611R6100	40	CR-M125DC4LD	1SVR405613R8500	41
CR-M048DC2LD	1SVR405611R6400	41	CR-M125DC4LG	1SVR405618R8300	42

Index

Product type

Type	Order code	Page	Type	Order code	Page
CR-M220DC2	1SVR405611R9000	39	CR-P/M 62 CV	1SVR405655R1000	47
CR-M220DC2L	1SVR405611R9100	40	CR-P/M 62 D	1SVR405655R4000	47
CR-M220DC2LD	1SVR405611R9400	41	CR-P/M 62 DV	1SVR405655R4100	47
CR-M220DC3	1SVR405612R9000	39	CR-P/M 62 E	1SVR405654R4000	46
CR-M220DC3L	1SVR405612R9100	40	CR-P/M 62 EV	1SVR405654R4100	46
CR-M220DC3LD	1SVR405612R9400	41	CR-P/M 62 V	1SVR405654R1000	46
CR-M220DC4	1SVR405613R9000	39	CR-P/M 72	1SVR405656R0000	47
CR-M220DC4L	1SVR405613R9100	40	CR-P/M 72 A	1SVR405656R1000	47
CR-M220DC4LD	1SVR405613R9400	41	CR-P/M 82	1SVR405656R2000	47
CR-M220DC4LG	1SVR405618R9100	42	CR-P/M 92	1SVR405654R0100	46
CR-M230AC2	1SVR405611R3000	39	CR-P/M 92 C	1SVR405655R0100	47
CR-M230AC2L	1SVR405611R3100	40	CR-P/M 92 CV	1SVR405655R1100	47
CR-M230AC3	1SVR405612R3000	39	CR-P/M 92 V	1SVR405654R1100	46
CR-M230AC3L	1SVR405612R3100	40	CR-P012AC2	1SVR405601R0200	35
CR-M230AC4	1SVR405613R3000	39	CR-P012DC1	1SVR405600R4000	35
CR-M230AC4G	1SVR405618R3000	41	CR-P012DC1SS42V	1SVR405600R4010	37
CR-M230AC4GSS92CV	1SVR405618R3112	44	CR-P012DC2	1SVR405601R4000	35
CR-M230AC4L	1SVR405613R3100	40	CR-P012DC2SS42V	1SVR405601R4010	38
CR-M230AC4LG	1SVR405618R3100	42	CR-P024AC1	1SVR405600R0000	35
CR-M230AC4LGSS	1SVR405618R3111	44	CR-P024AC1SS62CV	1SVR405600R0010	37
CR-M230AC4LS92CV	1SVR405613R3011	44	CR-P024AC2	1SVR405601R0000	35
CR-M230AC4SS92CV	1SVR405613R3110	44	CR-P024AC2G	1SVR405606R0000	35
CR-M2LC	1SVR405651R1200	45	CR-P024AC2SS62CV	1SVR405601R0010	38
CR-M2LS	1SVR405651R1100	45	CR-P024DC1	1SVR405600R1000	35
CR-M2LSH	1SVR405651R4100	45	CR-P024DC1SS42V	1SVR405600R1010	37
CR-M2SF	1SVR405651R1300	45	CR-P024DC2	1SVR405601R1000	35
CR-M2SS	1SVR405651R1000	45	CR-P024DC2G	1SVR405606R1000	35
CR-M3LS	1SVR405651R2100	45	CR-P024DC2LS42	1SVR405601R1013	38
CR-M3LSH	1SVR405651R5100	45	CR-P024DC2LS42V	1SVR405601R1011	38
CR-M3SS	1SVR405651R2000	45	CR-P024DC2SS42V	1SVR405601R1010	38
CR-M4LS	1SVR405651R3100	45	CR-P024MOS1	1SVR405610R4060	35
CR-M4SF	1SVR405651R3300	45	CR-P024TRI1	1SVR405610R4070	35
CR-M4SS	1SVR405651R3000	45	CR-P048AC1	1SVR405600R5000	35
CR-MH	1SVR405659R1000	45	CR-P048AC2	1SVR405601R5000	35
CR-MH1	1SVR405659R1100	45	CR-P048DC1	1SVR405600R6000	35
CR-MJ	1SVR405658R6000	45	CR-P048DC2	1SVR405601R6000	35
CR-MM	1SVR405658R1000	45	CR-P110AC1	1SVR405600R7000	35
CR-MP	1SVR405658R2000	45	CR-P110AC2	1SVR405601R7000	35
CR-P/M 22	1SVR405651R0000	46	CR-P110AC2G	1SVR405606R7000	35
CR-P/M 42	1SVR405652R0000	46	CR-P110DC1	1SVR405600R8000	35
CR-P/M 42 B	1SVR405652R4000	46	CR-P110DC1SS42CV	1SVR405600R8010	37
CR-P/M 42 BV	1SVR405652R4100	46	CR-P110DC2	1SVR405601R8000	35
CR-P/M 42 C	1SVR405652R9000	46	CR-P110DC2SS42CV	1SVR405601R8010	38
CR-P/M 42 CV	1SVR405652R9100	46	CR-P120AC1	1SVR405600R2000	35
CR-P/M 42 V	1SVR405652R1000	46	CR-P120AC1SS92CV	1SVR405600R2010	37
CR-P/M 52B	1SVR405653R0000	46	CR-P120AC2	1SVR405601R2000	35
CR-P/M 52C	1SVR405653R1000	46	CR-P120AC2SS92CV	1SVR405601R2010	38
CR-P/M 52D	1SVR405653R4000	46	CR-P230AC1	1SVR405600R3000	35
CR-P/M 62	1SVR405654R0000	46	CR-P230AC1LS	1SVR405600R3011	37
CR-P/M 62 C	1SVR405655R0000	47	CR-P230AC1SS92CV	1SVR405600R3110	37

Index

Product type

Type	Order code	Page	Type	Order code	Page
CR-P230AC2	1SVR405601R3000	35	CR-U 21	1SVR405661R0000	50
CR-P230AC2G	1SVR405606R3000	35	CR-U 41	1SVR405662R0000	50
CR-P230AC2LS92CV	1SVR405601R3011	38	CR-U 41B	1SVR405662R4000	50
CR-P230AC2SS92CV	1SVR405601R3110	38	CR-U 41BV	1SVR405662R4100	50
CR-PH	1SVR405659R0000	36	CR-U 41C	1SVR405662R9000	50
CR-PH1	1SVR405659R0100	36	CR-U 41CV	1SVR405662R9100	50
CR-PJ	1SVR405658R5000	36	CR-U 41V	1SVR405662R1000	50
CR-PLS	1SVR405650R0000	36	CR-U 51B	1SVR405663R0000	50
CR-PLSX	1SVR405650R0100	36	CR-U 51C	1SVR405663R1000	50
CR-PM	1SVR405658R0000	36	CR-U 51D	1SVR405663R4000	50
CR-PSS	1SVR405650R1000	36	CR-U 61	1SVR405664R0000	50
CR-S005VDC1R	1SVR405501R1010	31	CR-U 61C	1SVR405665R0000	51
CR-S005VDC1RG	1SVR405501R1020	31	CR-U 61CV	1SVR405665R1000	51
CR-S006/024VDC1SS	1SVR405521R1100	32	CR-U 61D	1SVR405665R4000	51
CR-S006/024VDC1SZ	1SVR405521R1200	32	CR-U 61DV	1SVR405665R4100	51
CR-S012/024VADC1SS	1SVR405521R3100	32	CR-U 61E	1SVR405664R4000	50
CR-S012/024VADC1SZ	1SVR405521R3200	32	CR-U 61EV	1SVR405664R4100	50
CR-S012VDC1R	1SVR405501R2010	31	CR-U 61V	1SVR405664R1000	50
CR-S012VDC1RG	1SVR405501R2020	31	CR-U 71	1SVR405666R0000	51
CR-S024VADC1CRGS	1SVR405541R3120	31	CR-U 71A	1SVR405666R1000	51
CR-S024VADC1CRGZ	1SVR405541R3220	31	CR-U 81	1SVR405666R2000	51
CR-S024VADC1CRS	1SVR405541R3110	31	CR-U 91	1SVR405664R0100	50
CR-S024VADC1CRZ	1SVR405541R3210	31	CR-U 91C	1SVR405665R0100	51
CR-S024VDC1MOS	1SVR405510R3060	31	CR-U 91CV	1SVR405665R1100	51
CR-S024VDC1R	1SVR405501R3010	31	CR-U 91V	1SVR405664R1100	50
CR-S024VDC1RG	1SVR405501R3020	31	CR-U T	1SVR405667R0000	51
CR-S024VDC1TRA	1SVR405510R3050	31	CR-U012AC2L	1SVR405621R0300	48
CR-S024VDC1TRI	1SVR405510R3070	31	CR-U012AC3L	1SVR405622R0300	49
CR-S048/060VADC1SS	1SVR405521R5100	32	CR-U012DC2	1SVR405621R4000	48
CR-S048/060VADC1SZ	1SVR405521R5200	32	CR-U012DC2L	1SVR405621R4100	48
CR-S048VDC1R	1SVR405501R4010	31	CR-U012DC2LD	1SVR405621R4400	49
CR-S048VDC1RG	1SVR405501R4020	31	CR-U012DC3	1SVR405622R4000	48
CR-S060VDC1R	1SVR405501R5010	31	CR-U012DC3L	1SVR405622R4100	49
CR-S060VDC1RG	1SVR405501R5020	31	CR-U012DC3LD	1SVR405622R4400	49
CR-S110/125VADC1SS	1SVR405521R6100	32	CR-U024AC2	1SVR405621R0000	48
CR-S110/125VADC1SZ	1SVR405521R6200	32	CR-U024AC2L	1SVR405621R0100	48
CR-S110VADC1CRGS	1SVR405541R6120	31	CR-U024AC3	1SVR405622R0000	48
CR-S110VADC1CRGZ	1SVR405541R6220	31	CR-U024AC3L	1SVR405622R0100	49
CR-S110VADC1CRS	1SVR405541R6110	31	CR-U024DC2	1SVR405621R1000	48
CR-S110VADC1CRZ	1SVR405541R6210	31	CR-U024DC2L	1SVR405621R1100	48
CR-S220/240VADC1SS	1SVR405521R7100	32	CR-U024DC2LD	1SVR405621R1400	49
CR-S220/240VADC1SZ	1SVR405521R7200	32	CR-U024DC3	1SVR405622R1000	48
CR-S230VADC1CRGS	1SVR405541R7120	31	CR-U024DC3L	1SVR405622R1100	49
CR-S230VADC1CRGZ	1SVR405541R7220	31	CR-U024DC3LD	1SVR405623R1100	49
CR-S230VADC1CRS	1SVR405541R7110	31	CR-U048AC2	1SVR405621R5000	48
CR-S230VADC1CRZ	1SVR405541R7210	31	CR-U048AC2L	1SVR405621R5100	48
CR-SJB20-BLACK	1SVR405598R0900	32	CR-U048AC3	1SVR405622R5000	48
CR-SJB20-BLUE	1SVR405598R0700	32	CR-U048AC3L	1SVR405622R5100	49
CR-SJB20-RED	1SVR405598R0800	32	CR-U048DC2	1SVR405621R6000	48
CR-SSEP	1SVR405599R0000	32	CR-U048DC2L	1SVR405621R6100	48

Index

Product type

Type	Order code	Page	Type	Order code	Page
CR-U048DC2LD	1SVR405621R6400	49	OBRIC0100-115-230	1SNA645522R2100	93
CR-U048DC3	1SVR405622R6000	48	OBRIC0100-24VDC	1SNA645521R2000	93
CR-U048DC3L	1SVR405622R6100	49	OBRIC0100-48-60VUC	1SNA645549R1400	93
CR-U048DC3LD	1SVR405622R6400	49	OBRIC0100-5-12VDC	1SNA645547R0200	93
CR-U060AC3	1SVR405622R5200	48	OBROA1000-24VDC	1SNA645527R2600	93
CR-U110AC2	1SVR405621R7000	48	OBROA2000-24VDC	1SNA645529R0000	94
CR-U110AC2L	1SVR405621R7100	48	OBROC2000-230VUC	1SNA645526R2500	93
CR-U110AC3	1SVR405622R7000	48	OBROC2000-24VDC	1SNA645551R0600	93
CR-U110AC3L	1SVR405622R7100	49	OBROC2000-24VUC	1SNA645525R2400	93
CR-U110DC2	1SVR405621R8000	48	OBROC2000-48-60VUC	1SNA645553R0000	93
CR-U110DC2L	1SVR405621R8100	48	OBROC2000-5-12VDC	1SNA645550R1100	93
CR-U110DC2LD	1SVR405621R8400	49	OBROC5000-230VUC	1SNA645559R1600	93
CR-U110DC3	1SVR405622R8000	48	OBROC5000-24VDC	1SNA645524R2300	93
CR-U110DC3L	1SVR405622R8100	49	RB101R-24VUC	1SNA645019R0400	84
CR-U110DC3LD	1SVR405622R8400	49	RB111-115VUC	1SNA645016R2100	84
CR-U120AC2	1SVR405621R2000	48	RB111-230VUC	1SNA645017R2200	84
CR-U120AC2L	1SVR405621R2100	48	RB111-24VUC	1SNA645014R2700	84
CR-U120AC3	1SVR405622R2000	48	RB111R-24VUC	1SNA645018R0300	84
CR-U120AC3L	1SVR405622R2100	49	RB121-115VUC	1SNA645003R0500	84
CR-U125DC3	1SVR405622R8200	48	RB121-12VDC	1SNA645073R0000	84
CR-U220DC2	1SVR405621R9000	48	RB121-230VUC	1SNA645004R0400	84
CR-U220DC2L	1SVR405621R9100	48	RB121-24VDC	1SNA645071R0000	84
CR-U220DC3	1SVR405622R9000	48	RB121-24VUC	1SNA645001R0300	84
CR-U220DC3L	1SVR405622R9100	49	RB121-48-60VUC	1SNA645002R0400	84
CR-U230AC2	1SVR405621R3000	48	RB121-60-230VUC	1SNA645020R0100	85
CR-U230AC2L	1SVR405621R3100	48	RB121G-115VUC	1SNA645007R0100	85
CR-U230AC3	1SVR405622R3000	48	RB121G-12VDC	1SNA645075R0000	85
CR-U230AC3L	1SVR405622R3100	49	RB121G-230VUC	1SNA645008R1200	85
CR-U25	1SVR405670R0000	49	RB121G-24VDC	1SNA645072R0000	85
CR-U25M	1SVR405670R1100	49	RB121G-24VUC	1SNA645005R0700	85
CR-U3E	1SVR405660R0100	49	RB121G-48-60VUC	1SNA645006R0000	85
CR-U3S	1SVR405660R0000	49	RB121P-12VDC	1SNA645035R2400	84
CR-U3SM	1SVR405660R1100	49	RB121P-5VDC	1SNA645034R2300	84
CR-UH	1SVR405669R0000	49	RB121PG-5VDC	1SNA645036R2500	85
OBIC0100-115-230	1SNA645022R2700	93	RB121R-115VUC	1SNA645046R0700	85
OBIC0100-24VDC	1SNA645021R2600	93	RB121R-230VUC	1SNA645011R2400	85
OBIC0100-48-60VUC	1SNA645049R1200	93	RB122G-115VUC	1SNA645041R0200	85
OBIC0100-5-12VDC	1SNA645047R0000	93	RB122G-230VUC	1SNA645013R2600	85
OBOA1000-115VUC	1SNA645062R0700	93	RB122G-24VUC	1SNA645012R2500	85
OBOA1000-230VUC	1SNA645028R0500	93	RB122G-48-60VUC	1SNA645040R1500	85
OBOA1000-24VDC	1SNA645027R2400	93	RB-JB10	1SVR406570R0000	94
OBOA2000-24VDC	1SNA645029R0600	94	RB-JB20	1SVR406580R0000	94
OBROC2000-115VUC	1SNA645054R0700	93	RBR101R-24VUC	1SNA645519R0600	84
OBROC2000-230VUC	1SNA645026R2300	93	RBR111-24VUC	1SNA645514R2100	84
OBROC2000-24VDC	1SNA645051R0400	93	RBR111R-24VUC	1SNA645518R0500	84
OBROC2000-24VUC	1SNA645025R2200	93	RBR121-115VUC	1SNA645503R0700	84
OBROC2000-48-60VUC	1SNA645053R0600	93	RBR121-230VUC	1SNA645504R0000	84
OBROC2000-5-12VDC	1SNA645050R1700	93	RBR121-24VDC	1SNA645571R0000	84
OBROC5000-115VUC	1SNA645058R1300	93	RBR121-24VUC	1SNA645501R0500	84
OBROC5000-24VDC	1SNA645024R2100	93	RBR121-48-60VUC	1SNA645502R0600	84

Index

Product type

Type	Order code	Page
RBR121-60-230VUC	1SNA645520R0300	85
RBR121G-115VUC	1SNA645507R0300	85
RBR121G-230VUC	1SNA645508R1400	85
RBR121G-24VDC	1SNA645572R0000	85
RBR121G-24VUC	1SNA645505R0100	85
RBR121G-48-60VUC	1SNA645506R0200	85
RBR121P-12VDC	1SNA645535R2600	84
RBR121P-5VDC	1SNA645534R2500	84
RBR121R-230VUC	1SNA645511R2600	85
RBR122G-115VUC	1SNA645541R0400	85
RBR122G-230VUC	1SNA645513R2000	85
RBR122G-24VUC	1SNA645512R2700	85
RBR122G-48-60VUC	1SNA645540R1700	85
SC612	1SNA290474R0200	94

Index

Order code

Order code	Type	Page	Order code	Type	Page
1SNA290474R0200	SC612	94	1SNA645507R0300	RBR121G-115VUC	85
1SNA645001R0300	RB121-24VUC	84	1SNA645508R1400	RBR121G-230VUC	85
1SNA645002R0400	RB121-48-60VUC	84	1SNA645511R2600	RBR121R-230VUC	85
1SNA645003R0500	RB121-115VUC	84	1SNA645512R2700	RBR122G-24VUC	85
1SNA645004R0400	RB121-230VUC	84	1SNA645513R2000	RBR122G-230VUC	85
1SNA645005R0700	RB121G-24VUC	85	1SNA645514R2100	RBR111-24VUC	84
1SNA645006R0000	RB121G-48-60VUC	85	1SNA645518R0500	RBR111R-24VUC	84
1SNA645007R0100	RB121G-115VUC	85	1SNA645519R0600	RBR101R-24VUC	84
1SNA645008R1200	RB121G-230VUC	85	1SNA645520R0300	RBR121-60-230VUC	85
1SNA645011R2400	RB121R-230VUC	85	1SNA645521R2000	OBRO100-24VDC	93
1SNA645012R2500	RB122G-24VUC	85	1SNA645522R2100	OBRO100-115-230	93
1SNA645013R2600	RB122G-230VUC	85	1SNA645524R2300	OBRO5000-24VDC	93
1SNA645014R2700	RB111-24VUC	84	1SNA645525R2400	OBRO2000-24VUC	93
1SNA645016R2100	RB111-115VUC	84	1SNA645526R2500	OBRO2000-230VUC	93
1SNA645017R2200	RB111-230VUC	84	1SNA645527R2600	OBROA1000-24VDC	93
1SNA645018R0300	RB111R-24VUC	84	1SNA645529R0000	OBROA2000-24VDC	94
1SNA645019R0400	RB101R-24VUC	84	1SNA645534R2500	RBR121P-5VDC	84
1SNA645020R0100	RB121-60-230VUC	85	1SNA645535R2600	RBR121P-12VDC	84
1SNA645021R2600	OBRO100-24VDC	93	1SNA645540R1700	RBR122G-48-60VUC	85
1SNA645022R2700	OBRO100-115-230	93	1SNA645541R0400	RBR122G-115VUC	85
1SNA645024R2100	OBRO5000-24VDC	93	1SNA645547R0200	OBRO100-5-12VDC	93
1SNA645025R2200	OBRO2000-24VUC	93	1SNA645549R1400	OBRO100-48-60VUC	93
1SNA645026R2300	OBRO2000-230VUC	93	1SNA645550R1100	OBRO2000-5-12VDC	93
1SNA645027R2400	OBROA1000-24VDC	93	1SNA645551R0600	OBRO2000-24VDC	93
1SNA645028R0500	OBROA1000-230VUC	93	1SNA645553R0000	OBRO2000-48-60VUC	93
1SNA645029R0600	OBROA2000-24VDC	94	1SNA645559R1600	OBRO5000-230VUC	93
1SNA645034R2300	RB121P-5VDC	84	1SNA645571R0000	RBR121-24VDC	84
1SNA645035R2400	RB121P-12VDC	84	1SNA645572R0000	RBR121G-24VDC	85
1SNA645036R2500	RB121PG-5VDC	85	1SVR405501R1010	CR-S005VDC1R	31
1SNA645040R1500	RB122G-48-60VUC	85	1SVR405501R1020	CR-S005VDC1RG	31
1SNA645041R0200	RB122G-115VUC	85	1SVR405501R2010	CR-S012VDC1R	31
1SNA645046R0700	RB121R-115VUC	85	1SVR405501R2020	CR-S012VDC1RG	31
1SNA645047R0000	OBRO100-5-12VDC	93	1SVR405501R3010	CR-S024VDC1R	31
1SNA645049R1200	OBRO100-48-60VUC	93	1SVR405501R3020	CR-S024VDC1RG	31
1SNA645050R1700	OBRO2000-5-12VDC	93	1SVR405501R4010	CR-S048VDC1R	31
1SNA645051R0400	OBRO2000-24VDC	93	1SVR405501R4020	CR-S048VDC1RG	31
1SNA645053R0600	OBRO2000-48-60VUC	93	1SVR405501R5010	CR-S060VDC1R	31
1SNA645054R0700	OBRO2000-115VUC	93	1SVR405501R5020	CR-S060VDC1RG	31
1SNA645058R1300	OBRO5000-115VUC	93	1SVR405510R3050	CR-S024VDC1TRA	31
1SNA645062R0700	OBROA1000-115VUC	93	1SVR405510R3060	CR-S024VDC1MOS	31
1SNA645071R0000	RB121-24VDC	84	1SVR405510R3070	CR-S024VDC1TRI	31
1SNA645072R0000	RB121G-24VDC	85	1SVR405521R1100	CR-S006/024VDC1SS	32
1SNA645073R0000	RB121-12VDC	84	1SVR405521R1200	CR-S006/024VDC1SZ	32
1SNA645075R0000	RB121G-12VDC	85	1SVR405521R3100	CR-S012/024VADC1SS	32
1SNA645501R0500	RBR121-24VUC	84	1SVR405521R3200	CR-S012/024VADC1SZ	32
1SNA645502R0600	RBR121-48-60VUC	84	1SVR405521R5100	CR-S048/060VADC1SS	32
1SNA645503R0700	RBR121-115VUC	84	1SVR405521R5200	CR-S048/060VADC1SZ	32
1SNA645504R0000	RBR121-230VUC	84	1SVR405521R6100	CR-S110/125VADC1SS	32
1SNA645505R0100	RBR121G-24VUC	85	1SVR405521R6200	CR-S110/125VADC1SZ	32
1SNA645506R0200	RBR121G-48-60VUC	85	1SVR405521R7100	CR-S220/240VADC1SS	32

Index

Order code

Order code	Type	Page	Order code	Type	Page
1SVR405521R7200	CR-S220/240VADC1SZ	32	1SVR405601R8000	CR-P110DC2	35
1SVR405541R3110	CR-S024VADC1CRS	31	1SVR405601R8010	CR-P110DC2SS42CV	38
1SVR405541R3120	CR-S024VADC1CRGS	31	1SVR405606R0000	CR-P024AC2G	35
1SVR405541R3210	CR-S024VADC1CRZ	31	1SVR405606R1000	CR-P024DC2G	35
1SVR405541R3220	CR-S024VADC1CRGZ	31	1SVR405606R3000	CR-P230AC2G	35
1SVR405541R6110	CR-S110VADC1CRS	31	1SVR405606R7000	CR-P110AC2G	35
1SVR405541R6120	CR-S110VADC1CRGS	31	1SVR405610R4060	CR-P024MOS1	35
1SVR405541R6210	CR-S110VADC1CRZ	31	1SVR405610R4070	CR-P024TRI1	35
1SVR405541R6220	CR-S110VADC1CRGZ	31	1SVR405611R0000	CR-M024AC2	39
1SVR405541R7110	CR-S230VADC1CRS	31	1SVR405611R0100	CR-M024AC2L	40
1SVR405541R7120	CR-S230VADC1CRGS	31	1SVR405611R0300	CR-M012AC2L	40
1SVR405541R7210	CR-S230VADC1CRZ	31	1SVR405611R1000	CR-M024DC2	39
1SVR405541R7220	CR-S230VADC1CRGZ	31	1SVR405611R1100	CR-M024DC2L	40
1SVR405598R0700	CR-SJB20-BLUE	32	1SVR405611R1400	CR-M024DC2LD	41
1SVR405598R0800	CR-SJB20-RED	32	1SVR405611R2000	CR-M120AC2	39
1SVR405598R0900	CR-SJB20-BLACK	32	1SVR405611R2100	CR-M120AC2L	40
1SVR405599R0000	CR-SSEP	32	1SVR405611R3000	CR-M230AC2	39
1SVR405600R0000	CR-P024AC1	35	1SVR405611R3100	CR-M230AC2L	40
1SVR405600R0010	CR-P024AC1SS62CV	37	1SVR405611R4000	CR-M012DC2	39
1SVR405600R1000	CR-P024DC1	35	1SVR405611R4100	CR-M012DC2L	40
1SVR405600R1010	CR-P024DC1SS42V	37	1SVR405611R4200	CR-M060DC2	39
1SVR405600R2000	CR-P120AC1	35	1SVR405611R4300	CR-M060DC2L	40
1SVR405600R2010	CR-P120AC1SS92CV	37	1SVR405611R4400	CR-M012DC2LD	41
1SVR405600R3000	CR-P230AC1	35	1SVR405611R5000	CR-M048AC2	39
1SVR405600R3011	CR-P230AC1LS	37	1SVR405611R5100	CR-M048AC2L	40
1SVR405600R3110	CR-P230AC1SS92CV	37	1SVR405611R6000	CR-M048DC2	39
1SVR405600R4000	CR-P012DC1	35	1SVR405611R6100	CR-M048DC2L	40
1SVR405600R4010	CR-P012DC1SS42V	37	1SVR405611R6400	CR-M048DC2LD	41
1SVR405600R5000	CR-P048AC1	35	1SVR405611R7000	CR-M110AC2	39
1SVR405600R6000	CR-P048DC1	35	1SVR405611R7100	CR-M110AC2L	40
1SVR405600R7000	CR-P110AC1	35	1SVR405611R8000	CR-M110DC2	39
1SVR405600R8000	CR-P110DC1	35	1SVR405611R8100	CR-M110DC2L	40
1SVR405600R8010	CR-P110DC1SS42CV	37	1SVR405611R8200	CR-M125DC2	39
1SVR405601R0000	CR-P024AC2	35	1SVR405611R8300	CR-M125DC2L	40
1SVR405601R0010	CR-P024AC2SS62CV	38	1SVR405611R8400	CR-M110DC2LD	41
1SVR405601R0200	CR-P012AC2	35	1SVR405611R8500	CR-M125DC2LD	41
1SVR405601R1000	CR-P024DC2	35	1SVR405611R9000	CR-M220DC2	39
1SVR405601R1010	CR-P024DC2SS42V	38	1SVR405611R9100	CR-M220DC2L	40
1SVR405601R1011	CR-P024DC2LS42V	38	1SVR405611R9400	CR-M220DC2LD	41
1SVR405601R1013	CR-P024DC2LS42	38	1SVR405612R0000	CR-M024AC3	39
1SVR405601R2000	CR-P120AC2	35	1SVR405612R0100	CR-M024AC3L	40
1SVR405601R2010	CR-P120AC2SS92CV	38	1SVR405612R0300	CR-M012AC3L	40
1SVR405601R3000	CR-P230AC2	35	1SVR405612R1000	CR-M024DC3	39
1SVR405601R3011	CR-P230AC2LS92CV	38	1SVR405612R1100	CR-M024DC3L	40
1SVR405601R3110	CR-P230AC2SS92CV	38	1SVR405612R1400	CR-M024DC3LD	41
1SVR405601R4000	CR-P012DC2	35	1SVR405612R2000	CR-M120AC3	39
1SVR405601R4010	CR-P012DC2SS42V	38	1SVR405612R2100	CR-M120AC3L	40
1SVR405601R5000	CR-P048AC2	35	1SVR405612R3000	CR-M230AC3	39
1SVR405601R6000	CR-P048DC2	35	1SVR405612R3100	CR-M230AC3L	40
1SVR405601R7000	CR-P110AC2	35	1SVR405612R4000	CR-M012DC3	39

Index

Order code

Order code	Type	Page	Order code	Type	Page
1SVR405612R4100	CR-M012DC3L	40	1SVR405613R8300	CR-M125DC4L	40
1SVR405612R4200	CR-M060DC3	39	1SVR405613R8400	CR-M110DC4LD	41
1SVR405612R4300	CR-M060DC3L	40	1SVR405613R8500	CR-M125DC4LD	41
1SVR405612R4400	CR-M012DC3LD	41	1SVR405613R9000	CR-M220DC4	39
1SVR405612R5000	CR-M048AC3	39	1SVR405613R9100	CR-M220DC4L	40
1SVR405612R5100	CR-M048AC3L	40	1SVR405613R9400	CR-M220DC4LD	41
1SVR405612R5200	CR-M060AC3	39	1SVR405614R1100	CR-M024DC4LD	41
1SVR405612R6000	CR-M048DC3	39	1SVR405618R0000	CR-M024AC4G	41
1SVR405612R6100	CR-M048DC3L	40	1SVR405618R0100	CR-M024AC4LG	42
1SVR405612R6400	CR-M048DC3LD	41	1SVR405618R1000	CR-M024DC4G	41
1SVR405612R7000	CR-M110AC3	39	1SVR405618R1011	CR-M024DC4GSS42V	43
1SVR405612R7100	CR-M110AC3L	40	1SVR405618R1100	CR-M024DC4LG	42
1SVR405612R8000	CR-M110DC3	39	1SVR405618R1400	CR-M024DC4LDG	42
1SVR405612R8100	CR-M110DC3L	40	1SVR405618R1410	CR-M024DC4LDGSS	43
1SVR405612R8200	CR-M125DC3	39	1SVR405618R2100	CR-M120AC4LG	42
1SVR405612R8300	CR-M125DC3L	40	1SVR405618R3000	CR-M230AC4G	41
1SVR405612R8400	CR-M110DC3LD	41	1SVR405618R3100	CR-M230AC4LG	42
1SVR405612R8500	CR-M125DC3LD	41	1SVR405618R3111	CR-M230AC4LGSS	44
1SVR405612R9000	CR-M220DC3	39	1SVR405618R3112	CR-M230AC4GSS92CV	44
1SVR405612R9100	CR-M220DC3L	40	1SVR405618R4100	CR-M012DC4LG	42
1SVR405612R9400	CR-M220DC3LD	41	1SVR405618R4300	CR-M060DC4LG	42
1SVR405613R0000	CR-M024AC4	39	1SVR405618R4400	CR-M012DC4LDG	42
1SVR405613R0010	CR-M024AC4LS62CV	43	1SVR405618R4410	CR-M012DC4LDGSS	43
1SVR405613R0100	CR-M024AC4L	40	1SVR405618R5100	CR-M048AC4LG	42
1SVR405613R0300	CR-M012AC4L	40	1SVR405618R6100	CR-M048DC4LG	42
1SVR405613R1000	CR-M024DC4	39	1SVR405618R7000	CR-M110AC4G	41
1SVR405613R1010	CR-M024DC4SS42V	43	1SVR405618R7100	CR-M110AC4LG	42
1SVR405613R1011	CR-M024DC4LS42V	43	1SVR405618R8100	CR-M110DC4LG	42
1SVR405613R1100	CR-M024DC4L	40	1SVR405618R8300	CR-M125DC4LG	42
1SVR405613R2000	CR-M120AC4	39	1SVR405618R9100	CR-M220DC4LG	42
1SVR405613R2100	CR-M120AC4L	40	1SVR405621R0000	CR-U024AC2	48
1SVR405613R3000	CR-M230AC4	39	1SVR405621R0100	CR-U024AC2L	48
1SVR405613R3011	CR-M230AC4LS92CV	44	1SVR405621R0300	CR-U012AC2L	48
1SVR405613R3100	CR-M230AC4L	40	1SVR405621R1000	CR-U024DC2	48
1SVR405613R3110	CR-M230AC4SS92CV	44	1SVR405621R1100	CR-U024DC2L	48
1SVR405613R4000	CR-M012DC4	39	1SVR405621R1400	CR-U024DC2LD	49
1SVR405613R4100	CR-M012DC4L	40	1SVR405621R2000	CR-U120AC2	48
1SVR405613R4200	CR-M060DC4	39	1SVR405621R2100	CR-U120AC2L	48
1SVR405613R4300	CR-M060DC4L	40	1SVR405621R3000	CR-U230AC2	48
1SVR405613R4400	CR-M012DC4LD	41	1SVR405621R3100	CR-U230AC2L	48
1SVR405613R5000	CR-M048AC4	39	1SVR405621R4000	CR-U012DC2	48
1SVR405613R5100	CR-M048AC4L	40	1SVR405621R4100	CR-U012DC2L	48
1SVR405613R6000	CR-M048DC4	39	1SVR405621R4400	CR-U012DC2LD	49
1SVR405613R6100	CR-M048DC4L	40	1SVR405621R5000	CR-U048AC2	48
1SVR405613R6400	CR-M048DC4LD	41	1SVR405621R5100	CR-U048AC2L	48
1SVR405613R7000	CR-M110AC4	39	1SVR405621R6000	CR-U048DC2	48
1SVR405613R7100	CR-M110AC4L	40	1SVR405621R6100	CR-U048DC2L	48
1SVR405613R8000	CR-M110DC4	39	1SVR405621R6400	CR-U048DC2LD	49
1SVR405613R8100	CR-M110DC4L	40	1SVR405621R7000	CR-U110AC2	48
1SVR405613R8200	CR-M125DC4	39	1SVR405621R7100	CR-U110AC2L	48

Index

Order code

Order code	Type	Page	Order code	Type	Page
1SVR405621R8000	CR-U110DC2	48	1SVR405652R4000	CR-P/M 42 B	46
1SVR405621R8100	CR-U110DC2L	48	1SVR405652R4100	CR-P/M 42 BV	46
1SVR405621R8400	CR-U110DC2LD	49	1SVR405652R9000	CR-P/M 42 C	46
1SVR405621R9000	CR-U220DC2	48	1SVR405652R9100	CR-P/M 42 CV	46
1SVR405621R9100	CR-U220DC2L	48	1SVR405653R0000	CR-P/M 52B	46
1SVR405622R0000	CR-U024AC3	48	1SVR405653R1000	CR-P/M 52C	46
1SVR405622R0100	CR-U024AC3L	49	1SVR405653R4000	CR-P/M 52D	46
1SVR405622R0300	CR-U012AC3L	49	1SVR405654R0000	CR-P/M 62	46
1SVR405622R1000	CR-U024DC3	48	1SVR405654R0100	CR-P/M 92	46
1SVR405622R1100	CR-U024DC3L	49	1SVR405654R1000	CR-P/M 62 V	46
1SVR405622R2000	CR-U120AC3	48	1SVR405654R1100	CR-P/M 92 V	46
1SVR405622R2100	CR-U120AC3L	49	1SVR405654R4000	CR-P/M 62 E	46
1SVR405622R3000	CR-U230AC3	48	1SVR405654R4100	CR-P/M 62 EV	46
1SVR405622R3100	CR-U230AC3L	49	1SVR405655R0000	CR-P/M 62 C	47
1SVR405622R4000	CR-U012DC3	48	1SVR405655R0100	CR-P/M 92 C	47
1SVR405622R4100	CR-U012DC3L	49	1SVR405655R1000	CR-P/M 62 CV	47
1SVR405622R4400	CR-U012DC3LD	49	1SVR405655R1100	CR-P/M 92 CV	47
1SVR405622R5000	CR-U048AC3	48	1SVR405655R4000	CR-P/M 62 D	47
1SVR405622R5100	CR-U048AC3L	49	1SVR405655R4100	CR-P/M 62 DV	47
1SVR405622R5200	CR-U060AC3	48	1SVR405656R0000	CR-P/M 72	47
1SVR405622R6000	CR-U048DC3	48	1SVR405656R1000	CR-P/M 72 A	47
1SVR405622R6100	CR-U048DC3L	49	1SVR405656R2000	CR-P/M 82	47
1SVR405622R6400	CR-U048DC3LD	49	1SVR405658R0000	CR-PM	36
1SVR405622R7000	CR-U110AC3	48	1SVR405658R1000	CR-MM	45
1SVR405622R7100	CR-U110AC3L	49	1SVR405658R2000	CR-MP	45
1SVR405622R8000	CR-U110DC3	48	1SVR405658R5000	CR-PJ	36
1SVR405622R8100	CR-U110DC3L	49	1SVR405658R6000	CR-MJ	45
1SVR405622R8200	CR-U125DC3	48	1SVR405659R0000	CR-PH	36
1SVR405622R8400	CR-U110DC3LD	49	1SVR405659R0100	CR-PH1	36
1SVR405622R9000	CR-U220DC3	48	1SVR405659R1000	CR-MH	45
1SVR405622R9100	CR-U220DC3L	49	1SVR405659R1100	CR-MH1	45
1SVR405623R1100	CR-U024DC3LD	49	1SVR405660R0000	CR-U3S	49
1SVR405650R0000	CR-PLS	36	1SVR405660R0100	CR-U3E	49
1SVR405650R0100	CR-PLSX	36	1SVR405660R1100	CR-U3SM	49
1SVR405650R0200	CR-PLC	36	1SVR405661R0000	CR-U 21	50
1SVR405650R1000	CR-PSS	36	1SVR405662R0000	CR-U 41	50
1SVR405651R0000	CR-P/M 22	46	1SVR405662R1000	CR-U 41V	50
1SVR405651R1000	CR-M2SS	45	1SVR405662R4000	CR-U 41B	50
1SVR405651R1100	CR-M2LS	45	1SVR405662R4100	CR-U 41BV	50
1SVR405651R1200	CR-M2LC	45	1SVR405662R9000	CR-U 41C	50
1SVR405651R1300	CR-M2SF	45	1SVR405662R9100	CR-U 41CV	50
1SVR405651R2000	CR-M3SS	45	1SVR405663R0000	CR-U 51B	50
1SVR405651R2100	CR-M3LS	45	1SVR405663R1000	CR-U 51C	50
1SVR405651R3000	CR-M4SS	45	1SVR405663R4000	CR-U 51D	50
1SVR405651R3100	CR-M4LS	45	1SVR405664R0000	CR-U 61	50
1SVR405651R3300	CR-M4SF	45	1SVR405664R0100	CR-U 91	50
1SVR405651R4100	CR-M2LSH	45	1SVR405664R1000	CR-U 61V	50
1SVR405651R5100	CR-M3LSH	45	1SVR405664R1100	CR-U 91V	50
1SVR405652R0000	CR-P/M 42	46	1SVR405664R4000	CR-U 61E	50
1SVR405652R1000	CR-P/M 42 V	46	1SVR405664R4100	CR-U 61EV	50



Index

Order code

Order code	Type	Page
1SVR405665R0000	CR-U 61C	51
1SVR405665R0100	CR-U 91C	51
1SVR405665R1000	CR-U 61CV	51
1SVR405665R1100	CR-U 91CV	51
1SVR405665R4000	CR-U 61D	51
1SVR405665R4100	CR-U 61DV	51
1SVR405666R0000	CR-U 71	51
1SVR405666R1000	CR-U 71A	51
1SVR405666R2000	CR-U 81	51
1SVR405667R0000	CR-U T	51
1SVR405669R0000	CR-UH	49
1SVR405670R0000	CR-U2S	49
1SVR405670R1100	CR-U2SM	49
1SVR406570R0000	RB-JB10	94
1SVR406580R0000	RB-JB20	94

ABB STOTZ-KONTAKT GmbH

Eppelheimer Strasse 82
69123 Heidelberg
Germany

**You can find the address of your local
sales organization on the ABB homepage**



abb.com/lowvoltage

We reserve the right to make technical changes or modify the contents of this document without prior notice. With regard to purchase orders, the agreed particulars shall prevail. ABB AG does not accept any responsibility whatsoever for potential errors or possible lack of information in this document.

We reserve all rights in this document and in the subject matter and illustrations contained therein. Any reproduction, disclosure to third parties or utilization of its contents – in whole or in parts – is forbidden without prior written consent of ABB AG Copyright© 2023 ABB AG All rights reserved