

# Quick Select Table: LTGU General Purpose, UL Listed and CSA Certified Heavy Duty Compliant <sup>5), 6)</sup>

## System ingress ratings: <sup>1)</sup>

UL Listed Indoor: Type 4, 12, 13  
 UL Listed Outdoor: Type 3, 3R, 4  
 CSA Certified: Type 3, 3R, 4, 12, 13  
 NEMA: Type 3, 3R, 4, 12, 13  
 IEC Ingress: IP66, IP67

## System temperature ratings:

UL: Dry: -30 to +80°C (-22 to +176°F)  
 Oil: -30 to +70°C (-22 to +158°F)  
 Wet: -30 to +60°C (-22 to +140°F)  
 CSA: Dry: -30 to +75°C (-22 to +167°F)  
 IEC/CE: Gen: -25 to +90°C (-13 to +194°F)

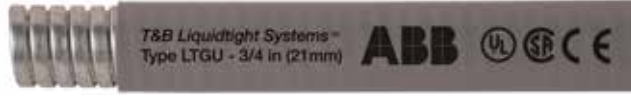




## LTGU Liquidtight flexible metallic conduit references:

Technical Data Sheet: TDS000001  
 Chemical Resistance Guide: TDS000117  
 UL 360 UL File: E125517  
 CSA C22.2, No. 56 CSA File: 72635  
 IEC 61386-1, -23 EU DoC: EC-012-16-102

## Series 5200/5300 Liquidtight fitting references:

Technical Data Sheet: TDS000122, TDS000120, TDS000121  
 Chemical Resistance Guide: TDS000081  
 UL 514B UL File: E23018  
 CSA C22.2, No. 18 CSA File: LR-4484, LR-2884  
 IEC 61386-1, -23 EU DoC: EC-012-15-025

Typical Applications: UL Listed and CSA Certified for General Purpose Applications where bonding is required and highest performance under severe environmental conditions. <sup>7)</sup>

Liquidtight flexible metallic conduit											Fittings											Accessories													
Core Material: Galvanized Steel Jacket Material: PVC, Smooth, Machine Tool Gray Copper Bonding Wire: 3/8" to 1-1/4" 											Steel, Malleable Iron Zinc Chromate		Series 5200/5300 Liquidtight						Series 5200/5300-PT Liquidtight - Quick Connect																
													Insulated			Non-insulated			Grounding	Insulated			Non-insulated												
Trade size reference			Carton <sup>2)</sup>		Technical				Type		Straight			45°			90°			All			Straight			45°			90°			Sealing Gasket Part No.	Wire Mesh Grips Part No.	Conduit Support Part No.	Ty-Rap <sup>4)</sup> Part No.
UL	CSA	ISO/BSEN	Part. No.	Feet	Meters	UL Bond wire	ID Range (Nominal)		Min. Static Bend Radius		Std.	Thread	Part No.	Part No.	Part No.	Part No.	Part No.	Part No.	Suffix <sup>3)</sup>	Part No.	Part No.	Part No.	Part No.	Part No.	Part No.	Part No.	Part No.	Part No.	Part No.						
Inch	Metric	Metric					Inch	mm	Inch	mm			Inch	mm	NPT	Thread	Part No.	Part No.	Part No.	Part No.	Part No.	Part No.	Part No.	Part No.	Part No.	Part No.	Part No.	Part No.	Part No.	Part No.	Part No.	Part No.	Part No.	Part No.	
3/8"	12mm	16mm	LTGUS01G-C	100	30	Yes	0.484 to 0.505 (0.493)	12.3 to 12.8 (12.5)	2.0"	51mm	NPT 1/2"	1/2"	5331	5341	5351	5231	5241	5251	....GR	5331-PT	5341-PT	5351-PT	5231-PT	5241-PT	5251-PT	5261	WMG-LT1	P CLIP/16	TY23MX-A						
1/2"	16mm	20mm	LTGUS02G-C	100	30	Yes	0.622 to 0.642 (0.632)	15.8 to 16.3 (16.0)	3.0"	76mm	NPT 1/2"	1/2"	5332	5342	5352	5232	5242	5252	....GR	5332-PT	5342-PT	5352-PT	5232-PT	5242-PT	5252-PT	5262	WMG-LT2	P CLIP/20	TY23MX-A						
3/4"	21mm	25mm	LTGUS03G-C	100	30	Yes	0.820 to 0.840 (0.830)	20.8 to 21.3 (21.1)	4.2"	107mm	NPT 3/4"	3/4"	5333	5343	5353	5233	5243	5253	....GR	5333-PT	5343-PT	5353-PT	5233-PT	5243-PT	5253-PT	5263	WMG-LT3	P CLIP/25	TY24MX-A						
1"	27mm	32mm	LTGUS04G-C	100	30	Yes	1.041 to 1.066 (1.053)	25.4 to 27.1 (26.8)	5.5"	140mm	NPT 1"	1"	5334-TB	5344	5354	5234	5244	5254	....GR	5334-PT	5344-PT	5354-PT	5234-PT	5244-PT	5254-PT	5264	WMG-LT4	P CLIP/32	TY24MX-A						
1-1/4"	35mm	40mm	LTGUS05G-B	50	15	Yes	1.380 to 1.410 (1.395)	35.1 to 35.8 (35.5)	7.0"	178mm	NPT 1-1/4"	1-1/4"	5335	5345	5355	5235	5245	5255	....GR	—	—	—	—	—	—	5265	WMG-LT5	P CLIP/40	TY25MX-A						
1-1/2"	41mm	50mm	LTGUS06G-B	50	15	No	1.575 to 1.600 (1.587)	40.0 to 40.6 (40.3)	4.5"	114mm	NPT 1-1/2"	1-1/2"	5336	5346	5356	5236	5246	5256	....GR	—	—	—	—	—	—	5266	WMG-LT6	P CLIP/50	TY25MX-A						
2"	53mm	63mm	LTGUS07G-B	50	15	No	2.020 to 2.045 (2.032)	51.3 to 51.9 (51.6)	6.0"	152mm	NPT 2"	2"	5337	5347	5357	5237	5247	5257	....GR	—	—	—	—	—	—	5267	WMG-LT7	P CLIP/63	TY26MX-A						
2-1/2"	63mm	70mm	LTGUS08G-A	25	8	No	2.480 to 2.505 (2.492)	63.0 to 63.6 (63.3)	8.0"	203mm	NPT 2-1/2"	2-1/2"	5338	5348	5358	5238	5248	5258	....GR	—	—	—	—	—	—	5268	WMG-LT8	P CLIP/75	TY26MX-A						
3"	78mm	80mm	LTGUS09G-A	25	8	No	3.070 to 3.100 (3.085)	78.0 to 78.7 (78.4)	10.0"	254mm	NPT 3"	3"	5339	5349	5359	5239	5249	5259	....GR	—	—	—	—	—	—	5269	WMG-LT9	—	TY26MX-A						
4"	103mm	100mm	LTGUS11G-A	25	8	No	4.000 to 4.040 (4.020)	101.6 to 102.6 (102.1)	12.0"	305mm	NPT 4"	4"	5340	5350	5360	5240	5250	5260	....GR	—	—	—	—	—	—	5270	WMG-LT10	—	TYH29M						

Attn: T&B Liquidtight Systems™ Quick Select Tables are intended to assist users with recommended component selection for Cable Protection System solutions. Final component selection is the responsibility of the user based on actual application, standards and local electrical code requirements. This information is regularly maintained and is subject to change at the discretion of T&B/ABB.

- Notes:
- 1) Sealing Gasket required to achieve ingress ratings
  - 2) Packaging lengths available in cartons, standard reels and bulk reels, see Publication No. TDS000001 for details
  - 3) Grounding Fittings available for NPT threaded versions, add suffix GR to the part number for ordering. Example: 5333GR
  - 4) Ty-Rap® recommendation is based on 150% of conduit circumference, final selection should be determined by actual application requirements for type, length & tensile rating.
  - 5) Conduit Sizes 1/2" and up meets CSA Heavy duty requirements, when used with series 5200/5300 liquidtight fittings.
  - 6) Series 5200/5300 Steel Fittings - Trade sizes 1/2" to 4" meets CSA Heavy Duty requirements.
  - 7) Approved for Direct Burial applications.

# T&B Liquidtight Systems®



For additional information please refer to QR code

