

Elastimold® underground cable accessories – Compression lugs

PEP ecopassport®

Product Environmental Profile




Registration number:	ABBG-00925-V01.01-EN	Drafting rules:	PCR-ed4-EN-2021 09 06
PEP Owner:	oscar.sarmiento-penuela@ch.abb.com	Supplemented by:	PSR-0001-ed4-EN-2022 11 16
Verifier accreditation number:	VH44	Information and reference documents:	www.pep-ecopassport.org
Date of issue:	September-25	Validity period:	5 years
Independent verification of the declaration and data in compliance with ISO 14025: 2006			
Internal:	<input type="checkbox"/>	External:	<input checked="" type="checkbox"/>
The PCR review was conducted by a panel of experts chaired by Julie Orgelet (Ddomain)			
PEPs are compliant with XP C08-100-1:2016 and EN 50693:2019 or NF E38-500 :2022 The components of the present PEP may not be compared with components from any other program.			
Document complies with ISO 14025:2006 "Environmental labels and declarations. Type III environmental declarations"			
			



ABB Purpose & Embedding Sustainability

ABB is dedicated to advancing sustainability through comprehensive Life Cycle Assessments (LCA), third-party verified Environmental Product Declarations (EPDs), and a circularity-focused evaluation of its product portfolio. LCA provides a holistic view of a product's environmental impact across its entire life cycle, from raw material extraction and manufacturing to transportation, usage, and end-of-life. These assessments support the creation of transparent EPDs, identify opportunities for environmental performance improvements, and guide strategic planning for a circularity approach.

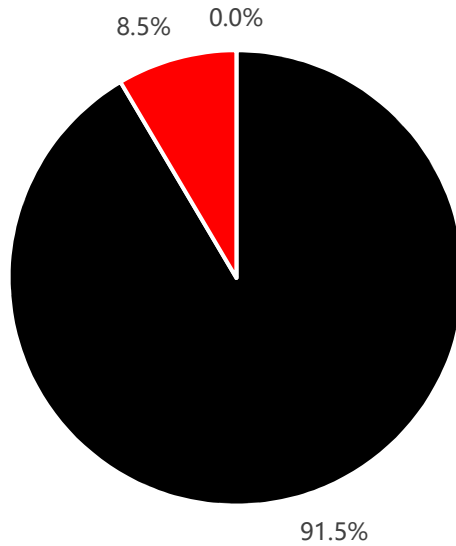


General information

Reference product	03700410
Description of the product	600 series deadbreak elbows, straight receptacles, junctions, vault stretchers and accessories are used to connect equipment and cable on primary feeder and network circuits
Functional unit	The functional unit for 03700410 is to connect together the power transmission cables, or connect them to equipments, for one unit and its packaging, under operating conditions identical to those of the cable, namely: 1 A during 40 years, with a use rate of 100%, according to the standards in force. The PEP submitted was prepared taking into consideration the following parameters: 1 packaging unit for the production, distribution installation and end of life stages in system boundaries; 1 packaging unit for benefits and impacts outside system boundaries; 1 packaging unit and 1A for the use stage
Other products covered	List of the other products covered in this PEP is presented in the paragraph which concerned the extrapolation rules
Manufacturing address	1 Esna Dr. Hackettstown, NJ, USA



Constituent Materials



■ Plastics 0.00 kg ■ Metals 0.36 kg ■ Others 0.03 kg

Total weight of reference product and packaging

0.4

kg

Plastics as % of weight		Metals as % of weight		Others as % of weight	
Name and CAS number	Weight%	Name and CAS number	Weight%	Name and CAS number	Weight%
Polyethylene	<0.1%	Aluminium	91.5	Wood	3.4
				Cardboard	2.8
				Paper	2.3
Plastics Total %	0.0	Metals Total %	91.5	Others Total %	8.5

The total mass of the reference product is 0.36 kg, with an additional 0.03 kg associated with packaging materials



Additional Information

Manufacturing	The manufacturing stage includes the production of the product and its packaging, as well as transportation to the manufacturer's final logistics platform (transportation from ABB's manufacturing facility in Hackettstown (NJ) to distribution warehouse in, Byhalia (USA), Phoenix (USA) and Bromont (QC)). Manufacturing processes are conducted at ABB's facility in Hackettstown (NJ).
Distribution	Distribution from warehouse to end users is based on product-specific transport data for the reference year. The reference product is distributed in CA, MX and US
Installation	This phase includes the disposal of the product's packaging, as required by PSR-0001-ed4-EN-2022 11 16
Use	The potential impact of the use stage, estimated as Joule losses, shall be calculated by the user of the PEP as a function of the actual amperage during the use of the product by multiplying the impact considered by the square of the intensity. The PEP is valid within an intensity range taking into account of the maximum permissible intensity.
End of life	The default end-of-life scenario specified in PSR-0001-ed4-EN-2022 11 16 has been adopted, assuming 100% landfill without energy recovery.
Benefits and loads beyond the system boundaries	Net benefits and loads beyond the system boundaries are modeled according to PCR-ed4-EN-2021 09 06 and EN 50693 standards



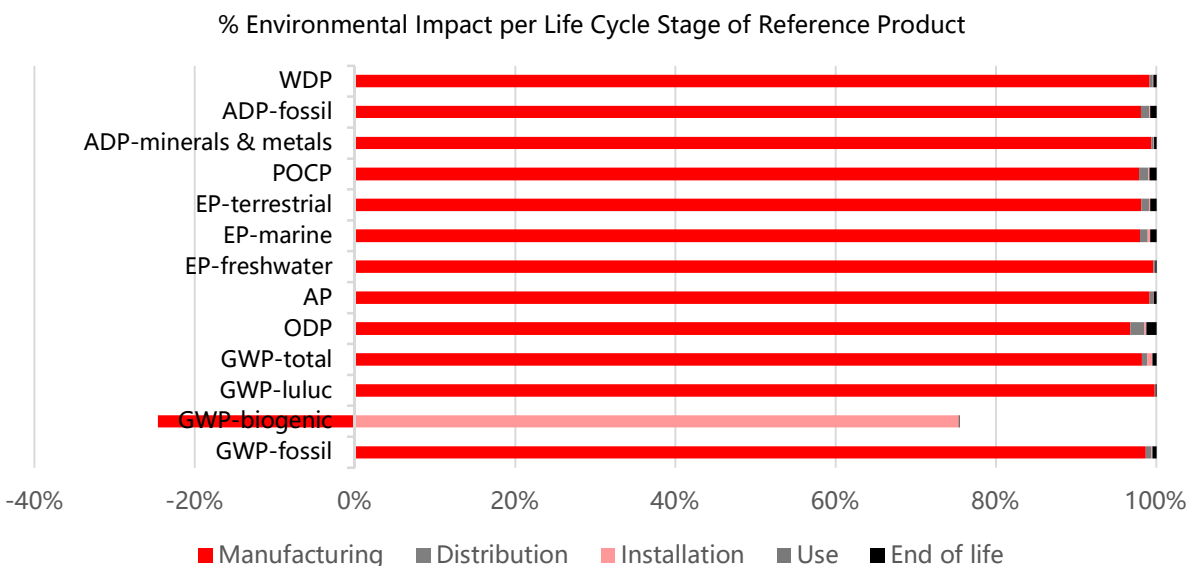
Environmental Impacts

Reference lifetime	40 years
Product category	Category: product connection accessories
Installation elements	No additional elements needed during installation
Use scenario	The environmental impacts of the use stage are considerable negligible, with the exception of the power consumption, which is expressed by the J losses over the use time. To calculate this consumption use this formula: $E=R \cdot I^2 \cdot \Delta t$
Temporal representativeness	2022
Geographical representativeness	Global
Technological representativeness	Technological representativeness for primary data refers to the specific production processes. The technological coverage for each secondary process is specified in the metadata section of the ecoinvent database.
Software and database used	SimaPro 10.2 and ecoinvent 3.10

Energy model used

Manufacturing	Manufacturing & storage US: 100% hydroelectric as reported in the Renewable Energy Certificate. The energy-related processes used are those included in the datasets selected.
Installation	The energy-related processes used for the inputs are those included in the datasets selected.
Use	Energy mix created considering the % of the sold product in the different States.
End of life	The energy-related processes used for the inputs are those included in the datasets selected.

Common Base of Mandatory Indicators



Environmental impact indicators based on functional unit

Indicator	Unit	Total*	Manufacturing	Distribution	Installation	Use	End of life	Benefits & Loads
GWP-Total	kg CO2 eq.	1.57E+01	1.54E+01	1.09E-01	9.74E-02	1.41E-03	7.95E-02	-3.31E-03
GWP-Fossil	kg CO2 eq.	1.56E+01	1.54E+01	1.09E-01	1.38E-02	1.40E-03	7.94E-02	-3.30E-03
GWP-Biogenic	kg CO2 eq.	5.64E-02	-2.72E-02	4.46E-06	8.35E-02	6.24E-06	6.33E-05	-3.22E-06
GWP-Luluc	kg CO2 eq.	4.16E-02	4.15E-02	4.41E-05	5.70E-06	2.39E-06	3.97E-05	-3.25E-06
ODP	kg CFC-11 eq.	9.71E-08	9.39E-08	1.70E-09	2.04E-10	1.14E-11	1.21E-09	-2.99E-11
AP	H+ eq.	1.03E-01	1.02E-01	4.52E-04	6.08E-05	4.83E-06	3.47E-04	-1.23E-05
EP-Freshwater	kg P eq.	4.76E-03	4.75E-03	8.55E-06	1.29E-06	8.67E-07	6.98E-06	-1.04E-06
EP-Marine	kg N eq.	1.71E-02	1.68E-02	1.65E-04	5.44E-05	8.56E-07	1.30E-04	-2.62E-06
EP-Terrestrial	mol N eq.	1.78E-01	1.75E-01	1.80E-03	2.36E-04	7.76E-06	1.37E-03	-2.66E-05
POCP	kg NMVOC eq.	5.62E-02	5.50E-02	6.57E-04	8.92E-05	3.04E-06	4.69E-04	-9.25E-06
ADP-Minerals & Metals	kg SB eq.	9.06E-05	9.00E-05	2.98E-07	4.31E-08	1.17E-08	2.51E-07	-1.35E-09
ADP-Fossil	MJ	1.53E+02	1.50E+02	1.59E+00	1.93E-01	2.56E-02	1.15E+00	-4.55E-02
WDP	m³ eq. depr.	1.94E+00	1.92E+00	8.15E-03	1.15E-03	2.95E-04	6.99E-03	-4.14E-04

Resource use indicators

Indicator	Unit	Total*	Manufacturing	Distribution	Installation	Use	End of life	Benefits & Loads
PERE	MJ	2.33E+01	2.32E+01	2.01E-02	2.64E-03	3.62E-03	1.70E-02	-3.68E-03
PERM	MJ	7.24E-01	7.24E-01	0.00E+00	0.00E+00	0.00E+00	0.00E+00	0.00E+00
PERT	MJ	2.40E+01	2.40E+01	2.01E-02	2.64E-03	3.62E-03	1.70E-02	-3.68E-03
PENRE	MJ	1.53E+02	1.50E+02	1.59E+00	1.93E-01	2.56E-02	1.15E+00	-4.55E-02
PENRM	MJ	1.31E-01	1.31E-01	0.00E+00	0.00E+00	0.00E+00	0.00E+00	0.00E+00
PENRT	MJ	1.53E+02	1.50E+02	1.59E+00	1.93E-01	2.56E-02	1.15E+00	-4.55E-02

*Total not including Benefits and Loads

Common Base of Mandatory Indicators

Use of secondary materials, water, and energy resources

Indicator	Unit	Total*	Manufacturing	Distribution	Installation	Use	End of life	Benefits & Loads
SM	kg	0.00E+00	0.00E+00	0.00E+00	0.00E+00	0.00E+00	0.00E+00	0.00E+00
RSF	MJ	0.00E+00	0.00E+00	0.00E+00	0.00E+00	0.00E+00	0.00E+00	0.00E+00
NRSF	MJ	0.00E+00	0.00E+00	0.00E+00	0.00E+00	0.00E+00	0.00E+00	0.00E+00
FW	m ³	8.58E-02	8.53E-02	2.40E-04	3.32E-05	1.28E-05	2.02E-04	-1.61E-05

Waste category indicators

Indicator	Unit	Total*	Manufacturing	Distribution	Installation	Use	End of life	Benefits & Loads
HWD	kg	2.64E-03	2.62E-03	1.07E-05	1.33E-06	6.21E-08	7.90E-06	-1.23E-07
N-HWD	kg	1.55E+00	9.62E-01	1.35E-01	3.55E-02	6.24E-05	4.13E-01	-5.98E-05
RWD	kg	7.53E-05	7.45E-05	3.43E-07	4.33E-08	1.25E-07	2.83E-07	-8.01E-08

Output flow indicators

Indicator	Unit	Total*	Manufacturing	Distribution	Installation	Use	End of life	Benefits & Loads
CfRu	kg	0.00E+00	0.00E+00	0.00E+00	0.00E+00	0.00E+00	0.00E+00	0.00E+00
MfR	kg	2.67E-01	2.67E-01	0.00E+00	0.00E+00	0.00E+00	0.00E+00	0.00E+00
MfER	kg	0.00E+00	0.00E+00	0.00E+00	0.00E+00	0.00E+00	0.00E+00	0.00E+00
EE	MJ	6.57E-02	2.47E-02	0.00E+00	4.10E-02	0.00E+00	0.00E+00	0.00E+00

Other indicators

Indicator	Unit	Total*	Manufacturing	Distribution	Installation	Use	End of life	Benefits & Loads
Biogenic Carbon - Product	kg of C	0.00E+00	0.00E+00	0.00E+00	0.00E+00	0.00E+00	0.00E+00	0.00E+00
Biogenic Carbon - Packaging	kg of C	2.15E-02	2.15E-02	0.00E+00	0.00E+00	0.00E+00	0.00E+00	0.00E+00

Optional indicators

Indicator	Unit	Total*	Manufacturing	Distribution	Installation	Use	End of life	Benefits & Loads
Tot PE	MJ	1.77E+02	1.74E+02	1.61E+00	1.96E-01	2.92E-02	1.16E+00	-4.92E-02
Efp	Dise inc	1.30E-06	1.29E-06	1.11E-08	1.14E-09	2.40E-11	6.71E-09	-1.07E-10
IrHH	kBq U-235 eq	3.05E-01	3.02E-01	1.40E-03	1.77E-04	5.35E-04	1.16E-03	-3.28E-04
ETX FW	CTUe	1.34E+02	6.91E+01	3.82E-01	6.10E-01	4.14E-03	6.40E+01	-6.41E-03
HTX CE	CTUh	3.68E-08	3.58E-08	5.43E-10	7.21E-11	2.50E-12	4.13E-10	-3.95E-12
HTX N-CE	CTUh	1.34E-07	1.30E-07	1.02E-09	2.40E-10	1.43E-11	2.06E-09	-1.34E-11
IrLS	Pt	4.26E+01	4.00E+01	1.60E+00	1.26E-01	4.09E-03	8.31E-01	-4.83E-03

*Total not including Benefits and Loads

Extrapolation Rules Approach for Homogeneous Family

The PEP can cover products belonging to a homogeneous environmental family, even though they differ from the reference product. Therefore, the group of products must satisfy the following characteristics:

- same function;
- same product standard;
- similar manufacturing technology: the same type of materials and same manufacturing processes.

The product family satisfies these conditions, so extrapolation rules are applied following the PCR guidelines to assess the environmental impact of the products belonging to the family. The extrapolation rules are defined by the following steps:

- Analyse the products covered by the PEP belonging to the same homogenous family;
- Perform the LCA of a representative product of the homogeneous family;
- Identify and quantify the product parameters that vary between the various products of the homogeneous environmental family (i.e. dimensions, the weight of parts, materials, energy consumption, etc.).

Lastly, a sensitivity analysis was performed for each life cycle stage to identify which parameters of the ones selected are sensitive to environmental impacts to create extrapolation rules.

The parameters identified are listed below:

- product net weight;
- packaging weight related to one product;
- packaging composition;
- power consumption during the use stage.

The representative product considered for the calculation of the extrapolation rules is

- 03700410

This product is most representative for the sales.

The results of the sensitivity analysis show that all the parameters considered are sensitive.

The products included in the product family and considered for the application of the extrapolation rules are presented in the following table.

Variable Weights

SKU	Product Net Weight (kg)	Packaging Weight (kg)	Power Consumption (J)	Shrink Wrap Weight – LDPE (kg)	Wood Weight (kg)
03700210	1.34E-01	1.74E-02	1.11E+04	3.13E-05	3.35E-03
03700210-CS2013	1.34E-01	1.74E-02	1.11E+04	3.13E-05	3.35E-03
03700220	1.35E-01	1.77E-02	1.11E+04	3.13E-05	3.35E-03
03700230	1.32E-01	1.83E-02	1.11E+04	3.13E-05	3.35E-03
03700230-CS2013	1.36E-01	1.81E-02	1.11E+04	3.13E-05	3.35E-03
03700240	1.38E-01	1.86E-02	1.11E+04	3.13E-05	3.35E-03
03700240-CS2013	1.38E-01	1.86E-02	1.11E+04	3.13E-05	3.35E-03
03700240-CS725	1.38E-01	1.86E-02	1.11E+04	3.13E-05	3.35E-03
03700250	1.40E-01	1.91E-02	1.11E+04	3.13E-05	3.35E-03
03700250-CS2013	1.40E-01	1.91E-02	1.11E+04	3.13E-05	3.35E-03
03700260	1.44E-01	1.99E-02	1.11E+04	6.25E-05	6.70E-03
03700260-CS2013	1.44E-01	1.99E-02	1.11E+04	6.25E-05	6.70E-03
03700270	1.49E-01	2.08E-02	1.11E+04	6.25E-05	6.70E-03
03700270-CS2013	1.49E-01	2.08E-02	1.11E+04	6.25E-05	6.70E-03
03700270-CS725	1.49E-01	2.08E-02	1.11E+04	6.25E-05	6.70E-03
03700280	1.54E-01	2.16E-02	1.11E+04	6.25E-05	6.70E-03
03700280-CS2013	1.54E-01	2.16E-02	1.11E+04	6.25E-05	6.70E-03
03700290	1.62E-01	2.26E-02	1.11E+04	6.25E-05	6.70E-03
03700290-CS2013	1.62E-01	2.26E-02	1.11E+04	6.25E-05	6.70E-03
03700290-CS725	1.62E-01	2.26E-02	1.11E+04	6.25E-05	6.70E-03
03700300	1.70E-01	2.37E-02	1.11E+04	6.25E-05	6.70E-03
03700300-CS2013	1.70E-01	2.37E-02	1.11E+04	6.25E-05	6.70E-03
03700300-CS725	1.70E-01	2.37E-02	1.11E+04	6.25E-05	6.70E-03
03700310	1.80E-01	2.47E-02	1.11E+04	6.25E-05	6.70E-03
03700320	1.91E-01	2.58E-02	1.11E+04	6.25E-05	6.70E-03
03700320-CS2013	1.91E-01	2.58E-02	1.11E+04	6.25E-05	6.70E-03
03700320-CS725	1.91E-01	2.58E-02	1.11E+04	6.25E-05	6.70E-03
03700330	2.14E-01	2.77E-02	8.20E+03	6.25E-05	6.70E-03
03700330-CS2013	2.02E-01	2.68E-02	8.20E+03	6.25E-05	6.70E-03
03700330-CS725	2.02E-01	2.68E-02	8.20E+03	6.25E-05	6.70E-03
03700350	2.29E-01	2.89E-02	8.70E+03	1.25E-04	1.34E-02
03700360	2.43E-01	3.00E-02	8.96E+03	1.25E-04	1.34E-02
03700360-CS2013	2.43E-01	3.00E-02	8.96E+03	1.25E-04	1.34E-02
03700360-CS725	2.43E-01	3.00E-02	8.96E+03	1.25E-04	1.34E-02
03700380	2.59E-01	3.10E-02	9.21E+03	1.25E-04	1.34E-02
03700380-CS2013	2.59E-01	3.10E-02	9.21E+03	1.25E-04	1.34E-02
03700380-CS725	2.59E-01	3.10E-02	9.21E+03	1.25E-04	1.34E-02
03700400	3.32E-01	3.52E-02	1.02E+04	1.25E-04	1.34E-02
03700400-CS2013	3.32E-01	3.52E-02	1.02E+04	1.25E-04	1.34E-02
03700410	3.62E-01	3.34E-02	1.07E+04	1.25E-04	1.34E-02
03700410-CS2013	3.75E-01	3.73E-02	1.07E+04	1.25E-04	1.34E-02
03700410-CS725	3.75E-01	3.73E-02	1.07E+04	1.25E-04	1.34E-02

Variables Weights Continued

SKU	Product Net Weight (kg)	Packaging Weight (kg)	Power Consumption (J)	Shrink Wrap Weight – LDPE (kg)	Wood Weight (kg)
03700420	4.22E-01	3.94E-02	1.20E+04	1.25E-04	1.34E-02
03700440	5.00E-01	4.26E-02	1.40E+04	1.25E-04	1.34E-02
03700460	5.62E-01	4.64E-02	1.53E+04	1.25E-04	1.34E-02
03700470	6.50E-01	4.78E-02	1.72E+04	1.25E-04	1.34E-02

Extrapolation Rules

The extrapolation rules are calculated based on the LCIA results of all the products (reference product + variants), and the sensitivity analysis carried out for the extrapolation rules.

A linear correlation between the LCIA impacts of the representative product and its variants is identified using these parameters. The most suitable equation is determined by considering the SimaPro impact results and the weights of several variables. To derive the best-fit equation, data were processed using Excel. Each environmental indicator value is calculated using the following formulas. The table above can be referenced for the components' weights for all the variants.

- **Manufacturing Stage:** $y = ax_1 + b$
 $x_1 = \text{Product net weight (kg)} + \text{Packaging weight (kg)}$
- **Distribution Stage:** $y = ax_1 + b$
 $x_1 = \text{Product net weight (kg)} + \text{Packaging weight (kg)}$
- **Installation Stage:** $y = ax_1 + b$
 $x_1 = \text{Packaging weight (kg)}$
- **Use Stage:** $y = ax_1 + b$
 $x_1 = \text{Power consumption (J)}$
- **End-of-Life Stage:** $y = ax_1 + b$
 $x_1 = \text{Product net weight (kg)}$
- **Benefits-and-Loads Stage:** $y = ax_1 + b$
 $x_1 = \text{Wood weight (kg)} + \text{PE weight (kg)}$

The table above can be referenced for the components' weights and all their variants.

The following tables report the linear coefficients (a, b) for each life cycle stage.

Extrapolation Factors

Manufacturing stage

Indicator	a	b
GWP-total	3.78E+01	-8.68E-01
GWP-fossil	3.78E+01	-8.52E-01
GWP-biogenic	-4.04E-02	-1.39E-02
GWP-luluc	1.02E-01	-2.38E-03
ODP	2.29E-07	-4.66E-09
AP	2.50E-01	-5.65E-03
EP-freshwater	1.16E-02	-2.56E-04
EP-marine	4.11E-02	-9.20E-04
EP-terrestrial	4.29E-01	-9.53E-03
POCP	1.35E-01	-3.01E-03
ADP-minerals & metals	1.91E-04	2.61E-06
ADP-fossil	3.67E+02	-8.10E+00
WDP	4.67E+00	-9.45E-02
Efp	3.15E-06	-7.07E-08
IrHH	7.34E-01	-1.40E-02
ETX FW	1.69E+02	-3.75E+00
HTX CE	8.74E-08	-1.92E-09
HTX N-CE	3.20E-07	-7.05E-09
IrLS	9.42E+01	-5.43E-01
PERE	5.69E+01	-1.23E+00
PERM	1.35E+00	1.44E-01
PERT	5.82E+01	-1.08E+00
PENRE	3.66E+02	-8.10E+00
PENRM	3.04E-01	-2.34E-03
PENRT	3.67E+02	-8.10E+00
SM	0.00E+00	0.00E+00
RSF	0.00E+00	0.00E+00
NRSF	0.00E+00	0.00E+00
FW	2.09E-01	-4.49E-03
HWD	6.44E-03	-1.48E-04
N-HWD	2.35E+00	-5.15E-02
RWD	1.81E-04	-3.44E-06
CfRU	0.00E+00	0.00E+00
MFR	6.57E-01	-1.57E-02
MfER	0.00E+00	0.00E+00
EE	5.98E-02	-1.29E-03
Tot PE	4.25E+02	-9.18E+00
Biogenic C content-product	0.00E+00	0.00E+00
Biogenic C content-packaging	4.42E-02	2.64E-03

Extrapolation Factors

Distribution stage		
Indicator	a	b
GWP-total	2.60E-01	-2.92E-03
GWP-fossil	2.60E-01	-2.92E-03
GWP-biogenic	1.07E-05	-1.20E-07
GWP-luluc	1.05E-04	-1.18E-06
ODP	4.05E-09	-4.56E-11
AP	1.08E-03	-1.22E-05
EP-freshwater	2.04E-05	-2.30E-07
EP-marine	3.94E-04	-4.43E-06
EP-terrestrial	4.29E-03	-4.83E-05
POCP	1.57E-03	-1.77E-05
ADP-minerals & metals	7.12E-07	-8.01E-09
ADP-fossil	3.79E+00	-4.26E-02
WDP	1.95E-02	-2.19E-04
Efp	2.66E-08	-2.99E-10
IrHH	3.35E-03	-3.76E-05
ETX FW	9.12E-01	-1.03E-02
HTX CE	1.30E-09	-1.46E-11
HTX N-CE	2.44E-09	-2.74E-11
IrLS	3.82E+00	-4.29E-02
PERE	4.81E-02	-5.41E-04
PERM	0.00E+00	0.00E+00
PERT	4.81E-02	-5.41E-04
PENRE	3.79E+00	-4.26E-02
PENRM	0.00E+00	0.00E+00
PENRT	3.79E+00	-4.26E-02
SM	0.00E+00	0.00E+00
RSF	0.00E+00	0.00E+00
NRSF	0.00E+00	0.00E+00
FW	5.75E-04	-6.46E-06
HWD	2.55E-05	-2.87E-07
N-HWD	3.23E-01	-3.63E-03
RWD	8.19E-07	-9.21E-09
CfRU	0.00E+00	0.00E+00
MFR	0.00E+00	0.00E+00
MfER	0.00E+00	0.00E+00
EE	0.00E+00	0.00E+00
Tot PE	3.84E+00	-4.32E-02
Biogenic C content-product	0.00E+00	0.00E+00
Biogenic C content-packaging	0.00E+00	0.00E+00

Extrapolation Factors

Installation stage		
Indicator	a	b
GWP-total	3.39E+00	-8.41E-03
GWP-fossil	4.13E-01	-7.17E-06
GWP-biogenic	2.97E+00	-8.40E-03
GWP-luluc	1.71E-04	4.50E-08
ODP	6.10E-09	4.09E-13
AP	1.83E-03	1.64E-07
EP-freshwater	3.61E-05	7.37E-08
EP-marine	1.52E-03	7.59E-06
EP-terrestrial	7.05E-03	4.72E-07
POCP	2.71E-03	3.58E-07
ADP-minerals & metals	1.29E-06	4.38E-11
ADP-fossil	5.78E+00	5.06E-04
WDP	3.43E-02	3.26E-06
Efp	3.40E-08	2.44E-12
IrHH	5.30E-03	2.79E-06
ETX FW	2.78E+01	-1.72E-01
HTX CE	2.16E-09	-2.33E-13
HTX N-CE	7.45E-09	7.24E-12
IrLS	3.76E+00	8.52E-04
PERE	7.93E-02	3.10E-05
PERM	0.00E+00	0.00E+00
PERT	7.93E-02	3.10E-05
PENRE	5.78E+00	5.06E-04
PENRM	0.00E+00	0.00E+00
PENRT	5.78E+00	5.06E-04
SM	0.00E+00	0.00E+00
RSF	0.00E+00	0.00E+00
NRSF	0.00E+00	0.00E+00
FW	9.95E-04	6.29E-08
HWD	3.97E-05	2.49E-09
N-HWD	1.07E+00	1.40E-03
RWD	1.30E-06	6.80E-10
CfRU	0.00E+00	0.00E+00
MFR	0.00E+00	0.00E+00
MfER	0.00E+00	0.00E+00
EE	1.17E+00	-8.49E-03
Tot PE	5.86E+00	5.37E-04
Biogenic C content-product	0.00E+00	0.00E+00
Biogenic C content-packaging	0.00E+00	0.00E+00

Extrapolation Factors

Use stage		
Indicator	a	b
GWP-total	1.32E-07	-1.63E-13
GWP-fossil	1.31E-07	1.01E-13
GWP-biogenic	5.82E-10	6.50E-13
GWP-luluc	2.23E-10	7.39E-13
ODP	1.06E-15	4.01E-21
AP	4.50E-10	-1.13E-13
EP-freshwater	8.08E-11	-2.14E-13
EP-marine	7.98E-11	4.87E-13
EP-terrestrial	7.24E-10	-4.87E-13
POCP	2.84E-10	-8.87E-13
ADP-minerals & metals	1.09E-12	7.31E-13
ADP-fossil	2.39E-06	-1.13E-13
WDP	2.75E-08	-2.88E-13
Efp	2.24E-15	4.63E-21
IrHH	4.99E-08	1.36E-12
ETX FW	3.86E-07	1.25E-13
HTX CE	2.33E-16	-9.26E-22
HTX N-CE	1.34E-15	-5.87E-21
IrLS	3.81E-07	5.13E-13
PERE	3.37E-07	5.64E-13
PERM	0.00E+00	0.00E+00
PERT	3.37E-07	5.64E-13
PENRE	2.39E-06	1.49E-11
PENRM	0.00E+00	0.00E+00
PENRT	2.39E-06	1.49E-11
SM	0.00E+00	0.00E+00
RSF	0.00E+00	0.00E+00
NRSF	0.00E+00	0.00E+00
FW	1.19E-09	1.09E-12
HWD	5.79E-12	1.25E-13
N-HWD	5.82E-09	2.35E-14
RWD	1.17E-11	1.14E-12
CfRU	0.00E+00	0.00E+00
MFR	0.00E+00	0.00E+00
MfER	0.00E+00	0.00E+00
EE	0.00E+00	0.00E+00
Tot PE	2.73E-06	-1.47E-11
Biogenic C content-product	0.00E+00	0.00E+00
Biogenic C content-packaging	0.00E+00	0.00E+00

Extrapolation Factors

End of life stage		
Indicator	a	b
GWP-total	2.07E-01	-2.48E-03
GWP-fossil	2.07E-01	-2.47E-03
GWP-biogenic	1.65E-04	-1.97E-06
GWP-luluc	1.03E-04	-1.24E-06
ODP	3.16E-09	-3.78E-11
AP	9.02E-04	-1.08E-05
EP-freshwater	1.82E-05	-2.17E-07
EP-marine	3.38E-04	-4.04E-06
EP-terrestrial	3.56E-03	-4.26E-05
POCP	1.22E-03	-1.46E-05
ADP-minerals & metals	6.53E-07	-7.81E-09
ADP-fossil	2.99E+00	-3.57E-02
WDP	1.82E-02	-2.18E-04
Efp	1.75E-08	-2.09E-10
IrHH	3.01E-03	-3.60E-05
ETX FW	1.67E+02	-1.99E+00
HTX CE	1.08E-09	-1.29E-11
HTX N-CE	5.36E-09	-6.41E-11
IrLS	2.16E+00	-2.59E-02
PERE	4.42E-02	-5.29E-04
PERM	0.00E+00	0.00E+00
PERT	4.42E-02	-5.29E-04
PENRE	2.99E+00	-3.57E-02
PENRM	0.00E+00	0.00E+00
PENRT	2.99E+00	-3.57E-02
SM	0.00E+00	0.00E+00
RSF	0.00E+00	0.00E+00
NRSF	0.00E+00	0.00E+00
FW	5.25E-04	-6.28E-06
HWD	2.06E-05	-2.46E-07
N-HWD	1.08E+00	-1.29E-02
RWD	7.37E-07	-8.81E-09
CfRU	0.00E+00	0.00E+00
MFR	0.00E+00	0.00E+00
MfER	0.00E+00	0.00E+00
EE	0.00E+00	0.00E+00
Tot PE	3.03E+00	-3.63E-02
Biogenic C content-product	0.00E+00	0.00E+00
Biogenic C content-packaging	0.00E+00	0.00E+00

Extrapolation Factors

Benefits and Loads

Indicator	a	b
GWP-total	-2.44E-01	-4.22E-13
GWP-fossil	-2.44E-01	0.00E+00
GWP-biogenic	-2.38E-04	3.26E-16
GWP-luluc	-2.40E-04	9.63E-17
ODP	-2.21E-09	3.26E-21
AP	-9.09E-04	1.59E-15
EP-freshwater	-7.65E-05	-2.56E-16
EP-marine	-1.94E-04	4.24E-22
EP-terrestrial	-1.97E-03	3.26E-15
POCP	-6.83E-04	3.70E-17
ADP-minerals & metals	-9.99E-08	3.10E-25
ADP-fossil	-3.36E+00	-3.70E-13
WDP	-3.06E-02	5.19E-14
Efp	-7.92E-09	1.52E-20
IrHH	-2.42E-02	3.26E-14
ETX FW	-4.74E-01	4.81E-13
HTX CE	-2.92E-10	4.04E-28
HTX N-CE	-9.90E-10	-1.04E-21
IrLS	-3.57E-01	-4.34E-19
PERE	-2.72E-01	0.00E+00
PERM	0.00E+00	0.00E+00
PERT	-2.72E-01	0.00E+00
PENRE	-3.36E+00	0.00E+00
PENRM	0.00E+00	0.00E+00
PENRT	-3.36E+00	0.00E+00
SM	0.00E+00	0.00E+00
RSF	0.00E+00	0.00E+00
NRSF	0.00E+00	0.00E+00
FW	-1.19E-03	-2.07E-15
HWD	-9.06E-06	-1.04E-17
N-HWD	-4.42E-03	-3.70E-16
RWD	-5.92E-06	0.00E+00
CfRU	0.00E+00	0.00E+00
MFR	0.00E+00	0.00E+00
MfER	0.00E+00	0.00E+00
EE	0.00E+00	0.00E+00
Tot PE	-3.64E+00	0.00E+00
Biogenic C content-product	0.00E+00	0.00E+00
Biogenic C content-packaging	0.00E+00	0.00E+00

Comparability

EPDs published within the same product category, though originating from different programs, may not be comparable. Full conformance with a PCR allows PEP comparability only when all stages of a life cycle have been considered. However, variations and deviations are possible.

Applicable product standards

Product technical and Certification specifications can be found in the product catalogue on ABB's website.

Glossary

Environmental impact Indicators

GWP-total	Global Warming Potential total (Climate change)
GWP-fossil	Global Warming Potential fossil
GWP-biogenic	Global Warming Potential biogenic
GWP-luluc	Global Warming Potential land use and land use change
ODP	Depletion potential of the stratospheric ozone layer
AP	Acidification potential
EP-freshwater	Eutrophication potential - freshwater compartment
EP-marine	Eutrophication potential - fraction of nutrients reaching marine end compartment
EP-terrestrial	Eutrophication potential - Accumulated Exceedance
POCP	Tropospheric ozone creation potential
ADP-m&m	Abiotic Depletion for non-fossil resources potential
ADP-fossil	Abiotic Depletion for fossil resources potential
WDP	Water deprivation potential

Resource indicators

PENRE	Use of non-renewable primary energy excluding renewable primary energy resources used as raw material
PENRM	Use of non-renewable primary energy resources used as raw material
PENRT	Total use of non-renewable primary energy resources (primary energy and primary energy resources used as raw materials)
PERE	Use of renewable primary energy excluding non-renewable primary energy resources used as raw material.
PERM	Use of renewable primary energy resources used as raw material
PERT	Total use of renewable primary energy resources (primary energy and primary energy resources used as raw materials)

Secondary materials, water and energy resources		Waste category indicators	
SM	Use of secondary materials	HWD	Hazardous waste disposed
RSF	Use of renewable secondary fuels	N-HWD	Non-hazardous waste disposed
NRSF	Use of non-renewable secondary fuels	RWD	Radioactive waste disposed
FW	Net use of fresh water		
Output flow indicators		Optional indicators	
CfRu	Components for re-use	Tot PE	Total use of primary energy during the life cycle
MfR	Materials for recycling	Efp	Emissions of Fine particles
MfER	Materials for energy recovery	IrHH	Ionizing radiation, human health
EE	Exported Energy	ETX FW	Ecotoxicity, freshwater
		HTX CE	Human toxicity, carcinogenic effects
		HTX N-CE	Human toxicity, non-carcinogenic effects
		IrLS	Impact related to Land use / soil quality

References

- [1] PCR “PEP-PCR-ed4-EN-2021_09_06” - Product Category Rules for Electrical, Electronic and HVAC-R Products
- [2] PSR-0001-ed4-EN-2022 11 16: “Wires, Cables and Accessories” (power connection accessories)
- [3] EN 50693:2019 - Product category rules for life cycle assessments of electronic and electrical products and systems
- [4] ISO 14040:2006 - Environmental management -Life cycle assessment - Principles and framework
- [5] ISO 14044:2006 - Environmental management - Life cycle assessment - Requirements and guidelines
- [6] ecoinvent v3.10 (2023). ecoinvent database version 3.10 - (<https://ecoinvent.org/>)
- [7] SimaPro Software version 10.2 - PRé Sustainability
- [8] UNI EN 15804:2012+A2:2019: Sustainability of constructions - Environmental product declarations (September 2019)
- [9] 2B S.r.l, 2025, "Report LCA ABB_Compression Lugs"