

PRODUCT SHEET

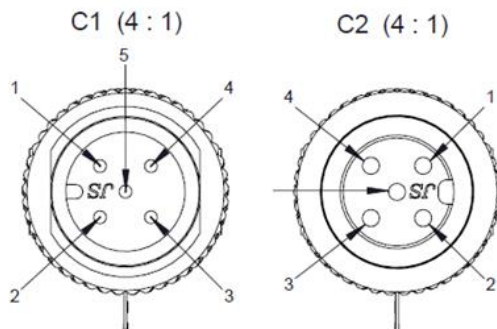
M12-CT0212M cable

2TLA020060R0700

Transfer cable, 20 cm 5 x 0.34 mm² +screen with straight M12 5-pole male + 5-pole female connectors. Screen connected to pin3 (0VDC) on male connector. Can be used when connecting Magne1 to a non-safe output on URAX.



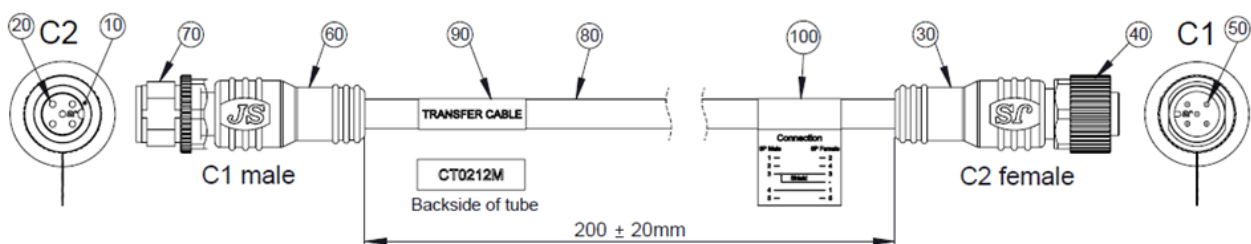
Pin configuration



C1	Wire	C2
1	Brown	-
2	White	-
3	Blue	3
3	Shield	-
4	Black	1
5	Grey	-

Connection	
5P Male	5P Female
1	2
2	4
3	3
	Shield
4	1
5	5

Material



Qty	Unit	Pos.	Description
1	pcs	10	O-ring green OD 9.6, ID 6.39
5	pcs	20	Female terminal (brass, 6u" gold plated)
2	g	30	M12 female housing (PA6.6 30%GF)
1	pcs	40	M12 brass nut nickel plated
5	pcs	50	Male terminal (brass, 6u" gold plated)
2	g	60	M12 male housing (PA6.6 30%GF)
1	pcs	70	M12 brass screw nickel plated
250	mm	80	UL2426 OD 5.5mm (5x0,34mm ²) black PVC
1	pcs	90	Yellow heat shrink tube with black print
1	pcs	100	Flag label white with black print (30x30mm)

Ordering information

Description	Type	Order code
M12-CT0212M 20cm cable M12-5 female and male connector	M12 Cable	2TLA020060R0700

Technical data

Technical data	
Specification	UL2464 22AWG
Conductor Size	22 tinned copper (AWG), 0.34mm ²
Insulation Material	PVC (RoHS)
Insulation Outer Diameter	1.3 +/- 0.10 mm
Insulation Color	Brown, White, Blue, Black, Gray
Jacket Material	PVC (RoHS)
Jacket Outer Diameter	5.5 +/- 0.20 mm
Jacket Color	Black
Nominal Voltage	24 V DC
Maximum Rated Voltage	36 V DC
Maximum Rated Temperature	80 ° C
Conductor Resistance	60.25 Ω/KM 20° C
Insulation Resistance	2.5 MΩ/KM 25° C

Cable markings



ABB  AWM 2464 22AWG VW-1 80°C 300V E343967 FINECABLES
 AWM 22AWG I / II A FT1 80°C 300V +LF+ Max 36VDC

ABB AB

Jokab Safety

Varlabergsvägen 11
SE-43439 Kungsbacka
Tel. +46 (0) 21-32 50 00

www.abb.com/jokabsafety

Note

We reserve the right to make technical changes or modify the contents of this document without prior notice. With regard to purchase orders, the agreed particulars shall prevail. ABB AB does not accept any responsibility whatsoever for potential errors or possible lack of information in this document.

Copyright© 2019 ABB
All rights reserved