

—  
PRODUCT BROCHURE

## 200 A loadbreak repair and replacement elbow connectors

Switchgear and transformer replacement  
— now made faster and easier.

 elastimold®




# Elastimold® 200 A loadbreak repair and replacement elbow connectors

Transition from live-front to dead-front equipment without splicing or pulling new cable.

When replacing switchgear and transformers — particularly in the case of a live-front to dead-front conversion — challenges often arise with varying bushing heights and lack of sufficient cable length to connect to the new equipment.

—  
01 Repair elbow  
with test point

—  
02 Replacement elbow  
with test point



—  
01



—  
02

ABB Elastimold 15/25 kV, 200 amp loadbreak repair and replacement elbows were designed to help eliminate the time and expense of having to splice or pull new cable in these installations.

The repair elbow features an extended housing and compression lug length that are 3¾ inches longer than the standard elbow. The replacement elbow extends its housing and compression lug length to 8¾ inches over the standard elbow. Both can help make up the difference when existing cable lengths are too short, and both are available with an optional built-in capacitive test point to allow testing of the circuit for the presence of voltage.

In addition to switchgear and transformer retrofits, both these extended-length elbows can be used to address bushing height differences in other applications, such as:

- When cables have been terminated incorrectly
- When replacing a cable or elbow
- When connecting apparatus to existing cables

## Safe

- Dead-front construction insulates, shields and eliminates exposure to live components
- Specially formulated, non-rigid ethylene propylene diene monomer (EPDM) rubber construction allows for expansion and a more controlled release of gases
- Available with a capacitive test point to allow testing of the circuit for presence of voltage
- Non-stick interface when used with Elastimold bushings makes removal easier and safer
- Robust stainless steel pulling eye for safer, more durable hot-stick control



## Flexible

- Saves time and money by helping to eliminate the need for splicing or installing new cable in retrofit installations
- Provides extended length to help make up for varying bushing heights — 3¾ inches for repair elbow and 8¾ inches for replacement elbow
- Accommodates a wide range of cable sizes

## Reliable

- IEEE 386 compliant
- ANSI certified
- Rural Utilities Service (RUS) accepted
- Assembled in Albuquerque, New Mexico, USA

200 A loadbreak repair and replacement elbows

Image (not to scale)	Description	Voltage class (kV)	Cat. no.	Notes
	Repair elbow connector	15	167ELR-W5X Use tables W5 and X1	1, 2, 5
		25	273ELR-W5X Use tables W5 and X1	1, 2, 5
	Repair elbow connector with test point	15	168ELR-W5X Use tables W5 and X1	1, 2, 5, 6
		25	274ELR-W5X Use tables W5 and X1	1, 2, 5, 6
	Replacement elbow	15	167RLR-W5X Use tables W4 and X1	1, 3, 4
		25	273RLR-W5X Use tables W2 and X1	1, 3, 4
	Replacement elbow with test point	15	168RLR-W5X Use tables W4 and X1	1, 3, 4, 6
		25	274RLR-W5X Use tables W2 and X1	1, 3, 4, 6

1. Also available with 200ECS jacket seal included. Add - "S" suffix to catalog number (highly recommended).
2. Repair elbow has extended length contact and elbow housing resulting in a net gain of 3/4" in length.
3. Replacement elbow has extended-length contact and elbow housing resulting in a net gain of 8/16" in length.
4. Includes long bi-metal contact 00400X.
5. Includes 02509X long bi-metal contact.
6. Test point cap catalog number 156-7

Table W

Applicable cat. no. use for following products	Cable insulation diameter in inches		Symbol for W
	Min.	Max.	
<b>Table W2</b>			
273RLR	0.760	0.950	G
274RLR	0.850	1.050	H
273DLR	0.980	1.180	J
	1.090	1.310	K
<b>Table W4</b>			
167/168RLR	0.640	0.820	F
167LRT	0.760	0.950	G
	0.850	1.050	H
	0.980	1.180	J
	1.090	1.310	K
<b>Table W5</b>			
167/168ELR	0.665	0.895	6689
273/274DEL	0.740	0.950	7495
273/274ELR	0.880	1.100	88110
167/168DEL	1.090	1.310	K

Table X

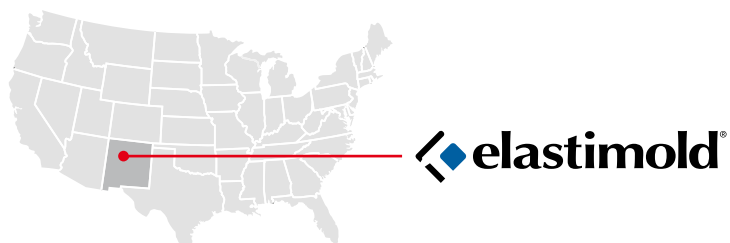
Applicable cat. no. use for following products	Conductor size AWG or kcmil	Symbol for X	
		Strand./ compr.	Compt./ solid.
<b>Table X1</b>			
167/168ELR/DEL	#2	220	210
273/274ELR/DEL	#1	230	220
156LR, 161/162LR			
261/262LR, 167LRT	1/0	240	230
167/168RLR, 167DLR	2/0	250	240
273/274RLR, 273DLR	3/0	260	250
00400, 02500, 02509, 02702,	4/0	270	260
02800, K151SP/SR,			
375LR/376LR	250	-	270

---

**US**

ABB Installation Products Inc.  
Electrification business

[electrification.us.abb.com](http://electrification.us.abb.com)



Elastimold 200 A repair and replacement elbows are designed, molded and tested in Albuquerque, NM.

---

We reserve the right to make technical changes or modify the contents of this document without prior notice. With regard to purchase orders, the agreed particulars shall prevail. ABB Installation Products Inc. does not accept any responsibility whatsoever for potential errors or possible lack of information in this document.

We reserve all rights in this document and in the subject matter and illustrations contained therein. Any reproduction or utilization of its contents – in whole or in parts – is forbidden without prior written consent of ABB Installation Products Inc.  
© 2021 ABB Installation Products Inc. and/or its related companies. All rights reserved