AF09(Z)B...38(Z)B, NF(Z)B22E...80E, CA4, CAL4, CAT4, CC4

1SBC101037M6801 - 02/16

Contactors AF..B, contactor relays NF..B and accessories — **Operating instructions**
Schütze AF..B, Hilfsschütze NF..B und Zubehör — **Betriebsanleitung**
Contacteurs AF..B, contacteurs auxiliaires NF..B et accessoires — **Notice d'instruction**
Kontaktorer AF..B, reläkontaktorer NF..B och tillbehör — **Instruktion**
Contattori AF..B, contattori ausiliari NF..B e accessori — **Istruzioni tecniche**
Contactores AF..B, contactores auxiliares NF..B y accesorios — **Instrucciones de empleo**
接触器 **AF..B** ,中间继电器 **NF..B** 及附件 — 操作说明
Контакторы AF..B, Реле управления NF..B, аксессары — **Инструкция по эксплуатации**

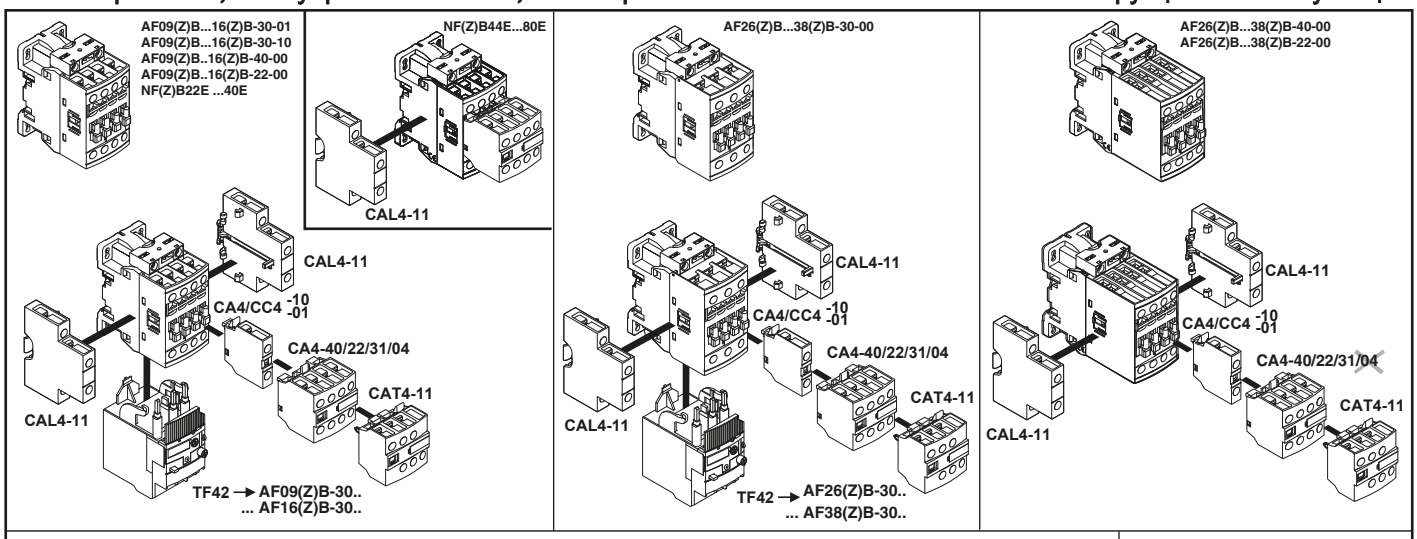

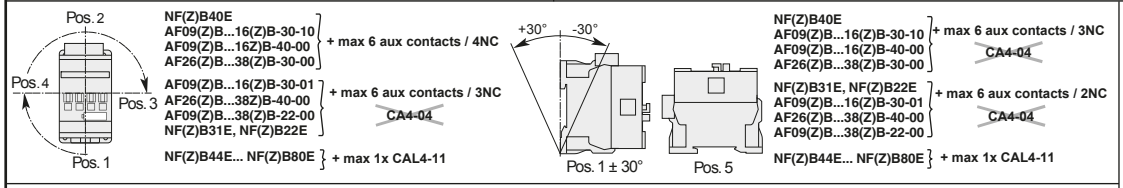

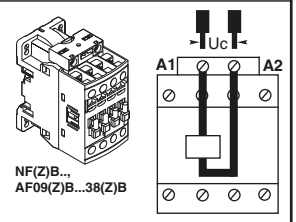

A1 / A2

Uc ≥ 24V 50/60Hz
Uc ≥ 20V DC
→ NFB.., AF09B...38B,
→ NFZB.., AF09ZB...38ZB

...V 50/60Hz	产品符合 devices comply to GB21518	能效等级 Energy efficiency level	吸持功率 Holding power VA
24 ... 250V	AF09...38(Z)B-30..	2	3,5
250 ... 500V	AF09...16(Z)B-30.. AF26...38(Z)B-30..	2 2	5 5,5

According to UL60947-4-1, for use on a circuit capable of delivering not more than the max. symmetrical amperes at the max. voltage shown in the table below.
WARNING : if opening of BCP, controller shall be examined and replaced if damaged.

	AF09, AF12		AF16	
Max Short-circuit at 480V, 600V (kA)	max Fuse		max Fuse	
	30A/RK5	30A/J	60A/RK5	60A/J
	5	100	5	100
Max Short-circuit at 480V, 600V (kA)	AF09/12/16			
	Circuit-Breaker XT2V125 + TM60			
	10			

Max Short-circuit at 480V, 600V (kA)	AF26		AF30		AF38	
	max Fuse		max Fuse		max Fuse	
	60A/RK5	60A/J	100A/RK5	100A/J	100A/RK5	100A/J
	5	100	5	100	5	100
Max Short-circuit at	AF26/AF30/AF38		AF26/AF30/AF38		AF26/AF30/AF38	
	Circuit Breaker T4V250 + TM250		Circuit Breaker XT1H125 + TM100		Circuit Breaker XT2V125 + TM100	
480V (kA)	35		65		65	
600V (kA)	25		-		42	

				mm²	mm²	mm²	mm	mm	mm
AF09(Z)B...16(Z)B 3 & 4-pole	M 3,5 1,5 N.m	Ø 5,5	pozidriv N° 2	2 x 1...6	2 x 0,75...6	2 x 0,75...2,5 1 x 0,75...4	L = 10	L < 9,6	—
AF26(Z)B...38(Z)B 3-pole	M 4 2,5 N.m	Ø 6,5		2 x 2,5...10	2 x 1,5...10	2 x 1,5...4 1 x 1,5...10	L = 14	L < 12,5	—
AF26(Z)B...38(Z)B 4-pole	M 4,5 2,5 N.m	Ø 5,5		2 x 1,5...16	2 x 1,5...16	2 x 1,5...16	L = 12	—	L = 5,5 H = 2 x 6,8
AF09...16(Z)B-30-10 AF09...16(Z)B-30-01	M 3,5 1,2 N.m	Ø 5,5		2 x 1...2,5	2 x 0,75...2,5	2 x 0,75...1,5 1 x 0,75... 2,5	L = 10	L < 9,6	—
NF(Z)B...								L < 8	—
AF09(Z)B ... 38(Z)B NF(Z)B...	M 3,5 1,2 N.m	Ø 5,5		2 x 1...2,5	2 x 0,75...2,5	2 x 0,75....1,5 1 x 0,75... 2,5	L = 10	L < 8	—

Assembly - Anbau - Montage - Montering
Montaggio - Montaje - 安装 - Монтажк

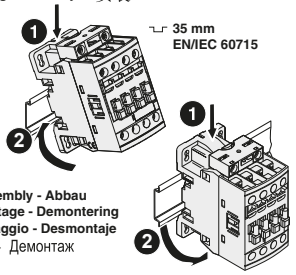

Disassembly - Abbau
Démontage - Demontering
Smontaggio - Desmontaje
拆卸 - Демонтаж

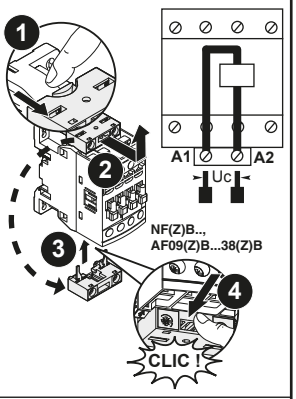

NF(Z)B.., AF09(Z)B...38(Z)B + LDC4

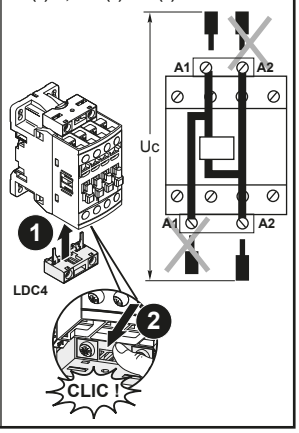

	A mm *inch*	B mm *inch*
NF(Z)B22E...NF(Z)B40E AF09(Z)B...16(Z)B	77 *3.03"*	71 *2.80"*
AF26(Z)B...38(Z)B 3-pole AF26(Z)B...38(Z)B 4-pole	86 *3.39"* 101 *3.98"*	80 *3.15"* 95 *3.74"*

	A mm *inch*	B mm *inch*
NF(Z)B44E...NF(Z)B80E	110,5 *4.35"*	71 *2.80"*

Acc. to UL60947-4-1, min. enclosure for :
AF09(Z)B...AF16(Z)B, NF(Z)B... : 180 x 130 x 150mm
AF26(Z)B...38(Z)B 3-pole : 255 x 180 x 175mm
AF26(Z)B...38(Z)B 4-pole : 180 x 130 x 175mm

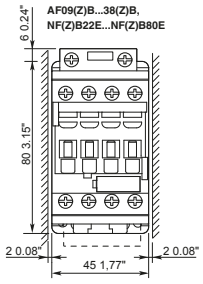

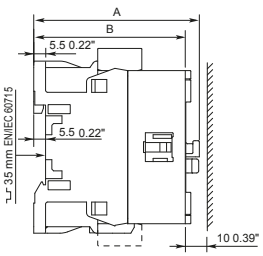

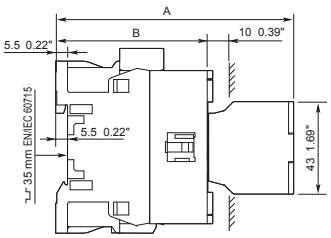

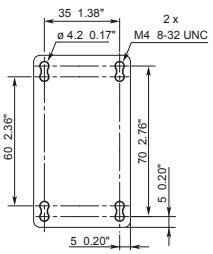

ABB France
3, rue Jean Perrin
69680 Chassieu / France
www.abb.com/lowvoltage

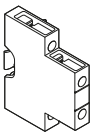

CAL4-11 ➡ NF(Z)B..., AF09...38(Z)B

CA4-10
CA4-01
CC4-10
CC4-01
➡ NF(Z)B..., AF09...38(Z)B

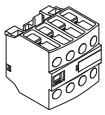

CA4- .. N ➡ NF(Z)B...,
CA4- .. M ➡ AF09...16(Z)B-30-10
CA4- .. E ➡ AF09...38(Z)B-40-00, AF09...38(Z)B-22-00, AF26...38(Z)B-30-00
CA4- .. U ➡ AF09...16(Z)B-30-01

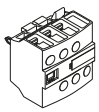

CAT4- .. M ➡ AF09...16(Z)B-30-10
CAT4- .. E ➡ AF09...38(Z)B-40-00, AF09...38(Z)B-22-00, AF26...38(Z)B-30-00
CAT4- .. U ➡ AF09...16(Z)B-30-01

Assembly - Anbau - Montage - Montering - Montaggio - Montaje - 安装 **-** Монтаж

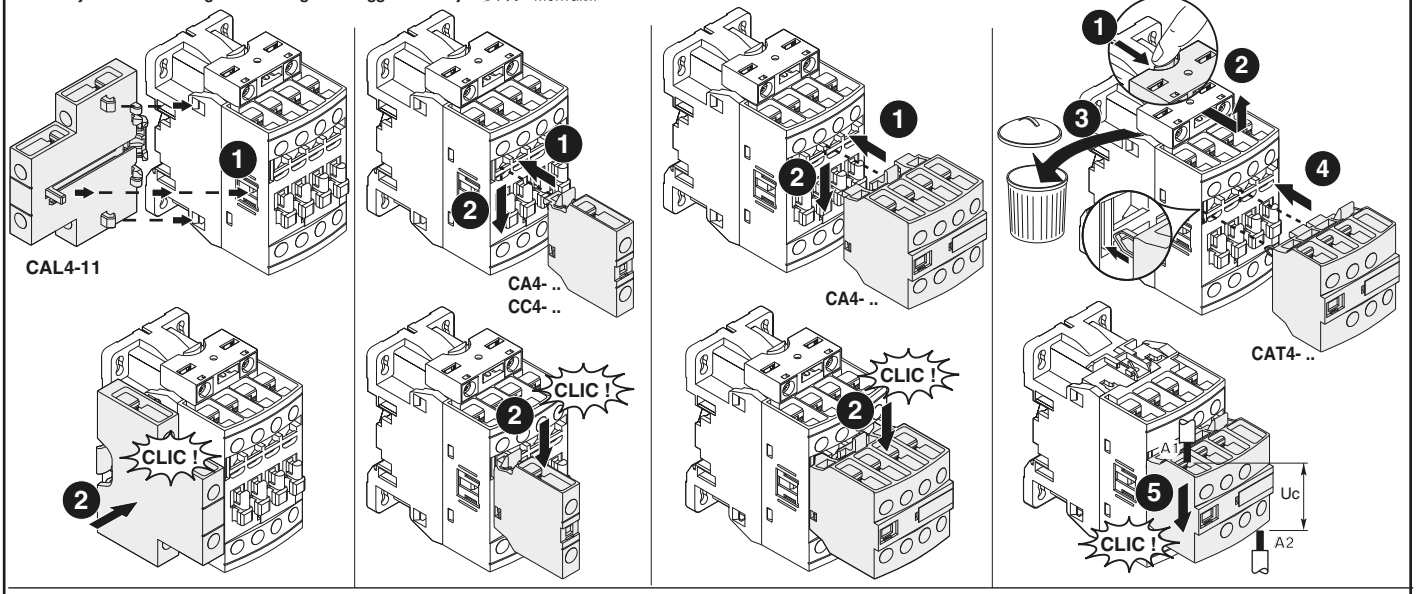

Disassembly - Abbau - Démontage - Demontering - Smontaggio - Desmontaje - 拆卸 **-** Демонтаж

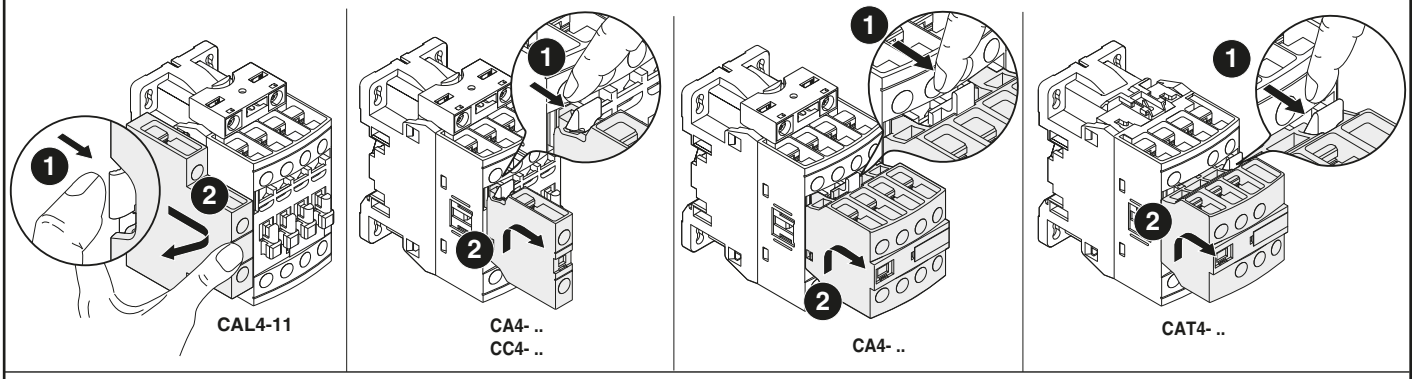

CA4-.., CC4-.., CAT4-.. CAL4..				mm²	mm²	mm²		
	M 3,5 1,2 N.m	Ø 5,5	pozidriv N°2	2 x 1...2,5	2 x 0,75...2,5	1 x 0,75...2,5 2 x 0,75...1,5	L = 10mm	L < 8mm

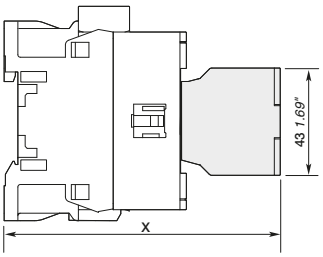

	X mm *inch*	
	1-pole CA4 1-pole CC4 4-pole CA4	2-pole CAT4
NF(Z)B22E...NF(Z)B40E **AF09(Z)B...16(Z)B**	110,5 *4.35"*	102,5 *4.03"*
AF26(Z)B...38(Z)B 3-pole	119,5 *4.7"*	111,5 *4.39"*
AF26(Z)B...38(Z)B 4-pole	134,5 *5.3"*	126,5 *4.98"*

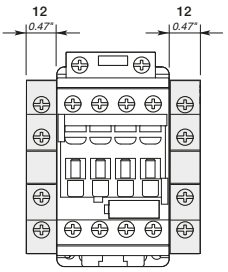

NF(Z)B, AF09(Z)B...38(Z)B + CAL4-11

Warning ! Hazardous voltage! The operation, installation and servicing of this appliance must be carried out by a qualified electrician applying the relevant rules of the art, installation standards and safety regulations. Before operating the contactors, check that control voltage complies with the data of the coil. Connection to other control voltage can destroy the coil. Do not touch live parts. Danger !

Warnung ! Gefährliche Spannung! Die Inbetriebnahme und die Installation des vorhandenen Gerätes sowie jegliche Wartungsarbeiten müssen durch einen Fachelektriker, der die anerkannten technischen Regeln, die Montagenormen und die Sicherheitsvorschriften beachtet, durchgeführt werden. Vor Inbetriebnahme der Schütze prüfen ob Steuerspannung am Verwendungsort mit den aufgedruckten Spulendaten übereinstimmt. Der Anschluss einer anderen Steuerspannung kann zur Zerstörung der Spule führen. Spannung führende Teile nicht berühren. Lebensgefahr !

Avertissement ! Tension électrique dangereuse! La mise en œuvre, l'installation de cet appareil et toute intervention doivent être effectuées par un électricien professionnel appliquant les règles de l'art, les normes d'installation et les réglements de sécurité. Avant la mise en marche des contacteurs, vérifier que la tension du circuit de contrôle correspond bien aux indications de la bobine. Le raccordement d'une tension différente peut mener à une destruction de la bobine. Ne pas toucher les pièces sous tension. Danger de mort !

Varning ! Farlig spänning! Igångsättning och installation av aparaten samt alla ingrepp bör utföras av en kompetent elektriker enligt gällande installationsnormer och säkerhetsregler. Kontrollera före installation av kontaktorn att aktuell manöverspänning överensstämmer med spolens märkdata. Felaktig manöverspänning kan skada spolen. Beröring av spänningsförande delar är förenat med livsfara.

Avvertenza ! Tensione pericolosa! La messa in opera, l'installazione di questo apparecchio ed ogni tipo di intervento devono essere effettuati da un elettricista professionista il quale applichi le regole del mestiere, le norme di installazione ed i regolamenti di sicurezza. Prima della messa in servizio del contattore, verificare che la tensione del circuito di comando corrisponda esattamente a quella indicata sulla bobina. L'alimentazione con una tensione diversa, puo provocare la distruzione della bobina. Non toccare le parti attive. Pericolo di vita !

¡ Advertencia ! Tensión peligrosa! La puesta en aplicación, la instalación de este aparato y cualquier intervención deben realizarse por un electricista profesional que aplique las reglas del oficio, las normas de instalaciones y la reglamentación de seguridad. Antes de la puesta en servicio del contactor, comprobar si coinciden la tensión de mando con los datos impresos en la bobina. La conexión de otra tensión de mando puede producir la destruccion de la bobina. Las partes bajo tensión no deben tocarse. Peligro de muerte !

警告!电压危险!产品安装、操作、维修必须由具备资质的专业电工遵照相关制度、法规、安装标准及安全规范完成。接触器通电操作前，必须检查接入控制线圈的供电电源的实际电压。务必不要触及带电部件，危险!

ОСТОРОЖНО! Опасное напряжение! Ввод в эксплуатацию, обслуживание и сервисные работы на оборудование должны производиться квалифицированным персоналом в соответствии с национальными стандартами и требованиями безопасности. Перед началом эксплуатации проверьте соответсвие напряжения управления с данными катушки. Подключение несоответствующего напряжения может вывести из строя катушку управления. Не дотрагивайтесь до токоведущих частей. Опасно!