
Product:	KNX Security Panel, SM
Type:	GM/A 8.1
Actual firmware version 1.7:	Application: 000.005.000794 Runtime: 1.2.248.118495 Web interface: 1.4.11 KNX firmware: 1.0c Language package: Version 1.5

It is always the latest firmware version provided to use. Any defects from an earlier version can not be claimed.

=====

Firmware information for version 1.7: Application: 000.005.000794

Runtime: 1.2.248.118495

Web Interface: 1.4.1

KNX firmware: 1.0c

from: 06/2024

1. General

- Cyber Security:
 - Security patches for web server
 - Security Patches for the system software
 - Note text for web Interface encryption
 - Rules for secure passwords
- Improved features:
 - New icon for walk test in the Information bar in the Web interfaces
 - New parameter for zones: "Display status in open zones list"
 - Improved service function: keypad buzzer during triggering
 - Optimization keypad menu für hold-up
 - Long operation for alarming over keypad
 - Optimization Safekey history
 - Optimization evaluation and reset behavior of zones
 - Names of Administrator and Operator will not be saved in the backup
- Bug fixing:
 - Wrong installation of language packages auf SD card
 - Power-on behavior when booting with battery.

2. Instruction for firmware update

NOTE:

Please follow Step 1 to 6 for firmware update.

1. **Login as Administrator**

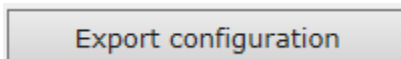
2. **Update to version 1.6**

An update to version 1.6 is required in order to install version 1.7

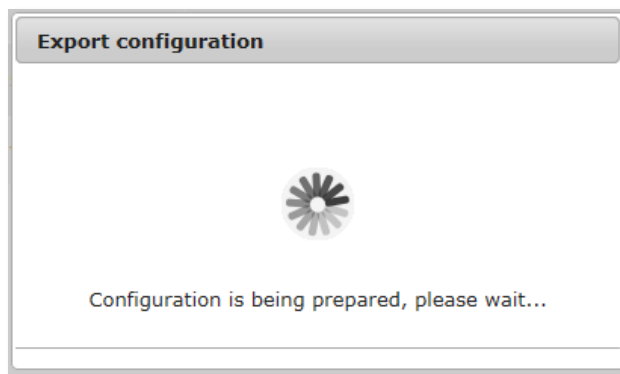
3. **Programming->System->General:**

Export of existing configuration for backup.

Export configuration:

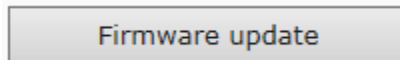


Push *Export configuration* button



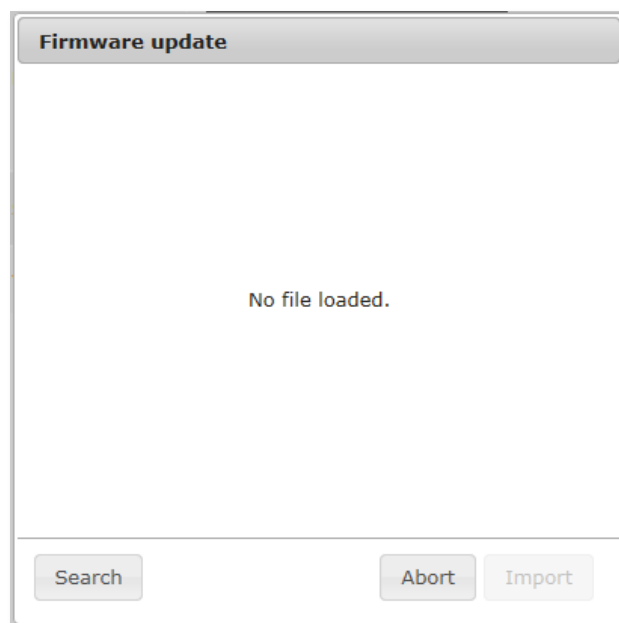
4. **Programming->System->General:**

Firmware update:



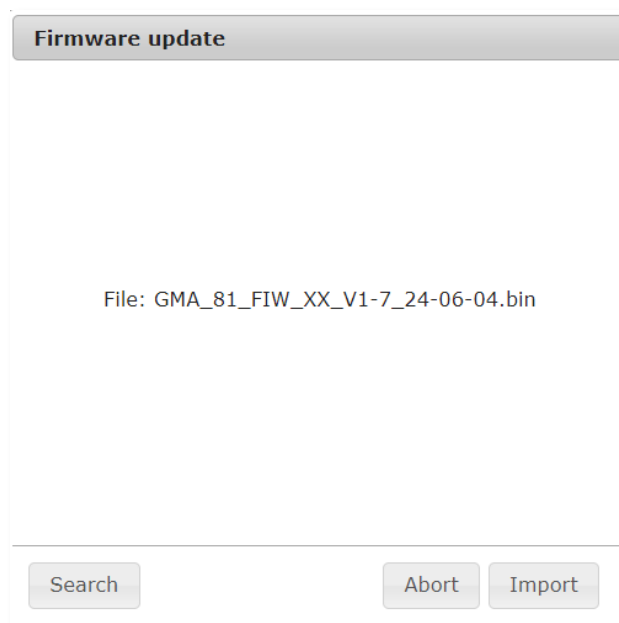
Push *Firmware update* button

Manufacturer password: **Update GMA81**



Push *Search* button and choose update file:

E.g.: GMA_81_FIW_XX_V1-7_24-06-04.bin



Push *Import* button.

Please do not switch off the system. Update will take about 20 minutes. Restart of panel will be automatically done.

5. Programming->System->General

Check firmware version:

Applikation:	000.005.000794
Runtime:	1.2.248.118495
KNX:	ABB \$A07D 1.0
Web Interface:	1.4.11

6. Verify configuration:

Verify existing configuration.

Firmware information for version 1.6: Application: 000.005.000758

Runtime: 1.1.105.118358

Web Interface: 1.3.6

KNX firmware: 1.0c

from: 11/2018

1. General

- Cyber Security:
 - Security patches for webserver
- Improved features:
 - Incoming calls can be deactivated via the parameter *Number of ring tones before taking call [1...9]: „-“*
 - E-mail and SMS have been given a unique identification number to minimize the risk of providers being assigned as SPAM
 - Improvement of operational performance and long term stability
 - Improved system startup
 - Event log entries have been extended with several new messages
 - Improved reset behavior for ATS faults
 - Terms of use has been extended

- The button *Restore latest backup* will be hidden, if no backup is available
- Character limit of the service contact has been extended

- Bug fixing:
 - The communication objects date and time were permanently sent to KNX, if only one of the communication objects had been linked
 - Invalid entries of IP addresses are blocked
 - SMS delivery to more than one person was not done properly
 - Memory loop in the parameterization of the zone modules has been fixed

2. Instruction for firmware update

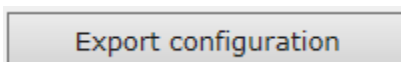
NOTE:

Please follow Step 1 to 5 for firmware update.

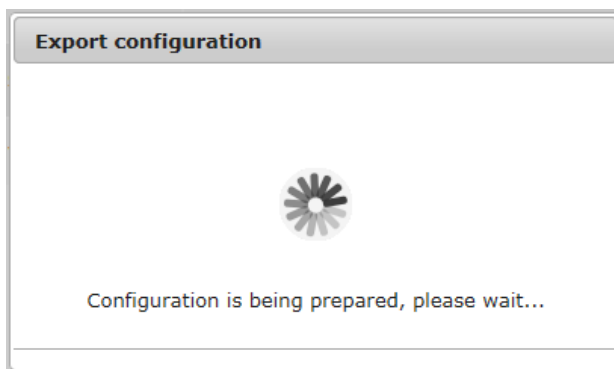
1. **Login as Administrator**
2. **Programming->System->General:**

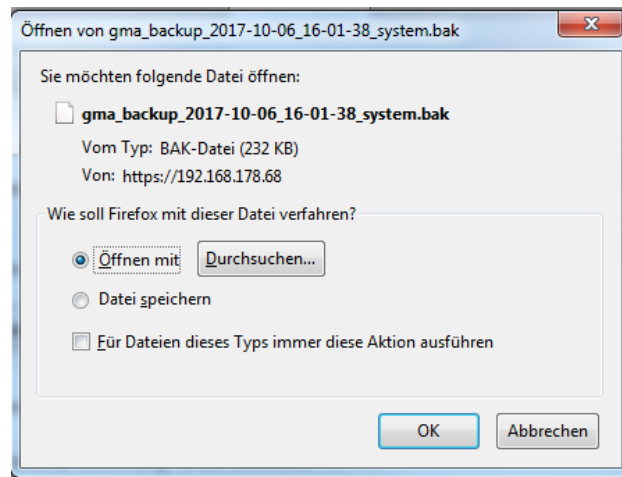
Export of existing configuration for backup.

Export configuration:



Push *Export configuration* button

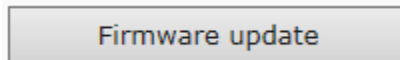




Save configuration

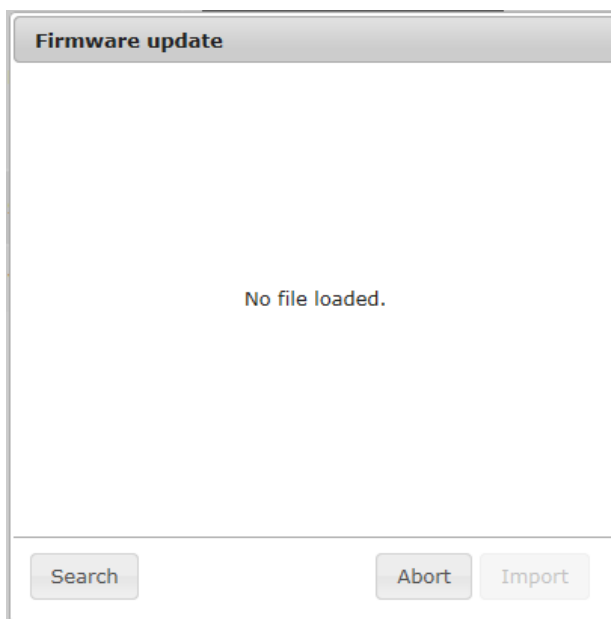
3. **Programming->System->General:**

Firmware update:



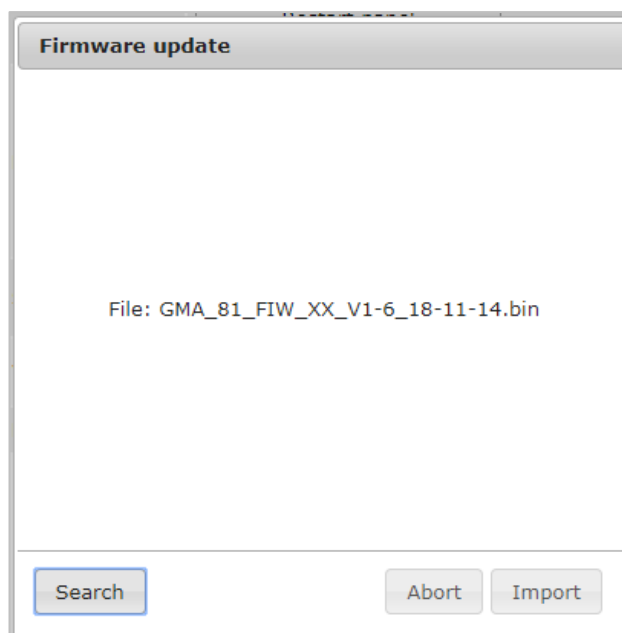
Push *Firmware update* button

Manufacturer password: **Update GMA81**



Push *Search* button and choose update file:

E.g.: GMA_81_FIW_XX_V1-6_18-11-14.bin



Push *Import* button.

Please do not switch off the system. Update will take about 20 minutes. Restart of panel will be automatically done.

4. Programming->System->General

Check firmware version:

Application:	000.005.000758
Runtime:	1.1.105.118358
KNX:	ABB \$A07D 1.0
Web interface:	1.3.6

5. Verify configuration:

Verify existing configuration.

=====

Firmware information for Version 1.5: Application: 000.005.000744

Runtime: 1.0.1108.52589

Web Interface: 1.0.32

from: 10/2017

1. General

- Improvement of operational performance and long term stability

2. Instruction for firmware update

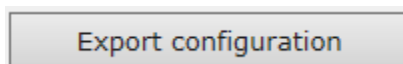
NOTE:

Please follow Step 1 to 5 for firmware update.

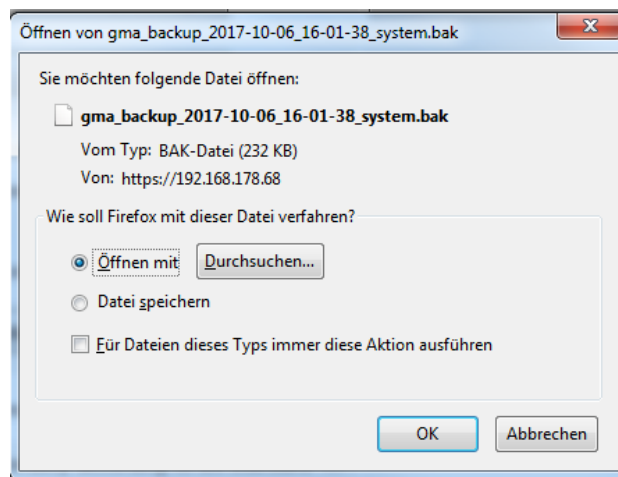
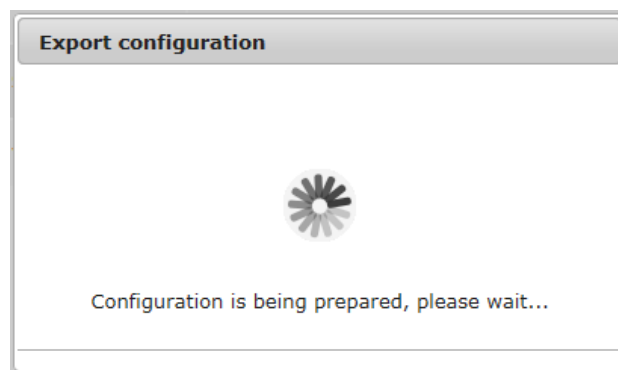
7. Login as Administrator**8. Programming->System->General:**

Export of existing configuration for backup.

Export configuration:



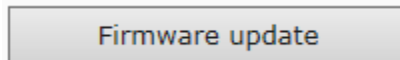
Push *Export configuration* button



Save configuration

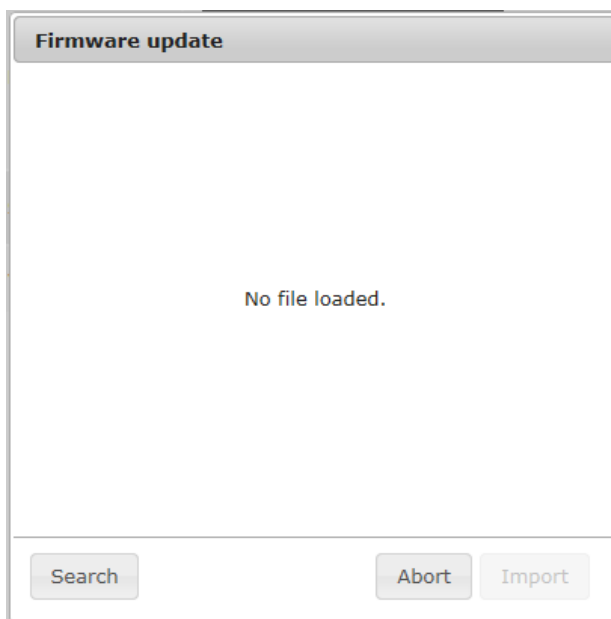
9. **Programming->System->General:**

Firmware update:



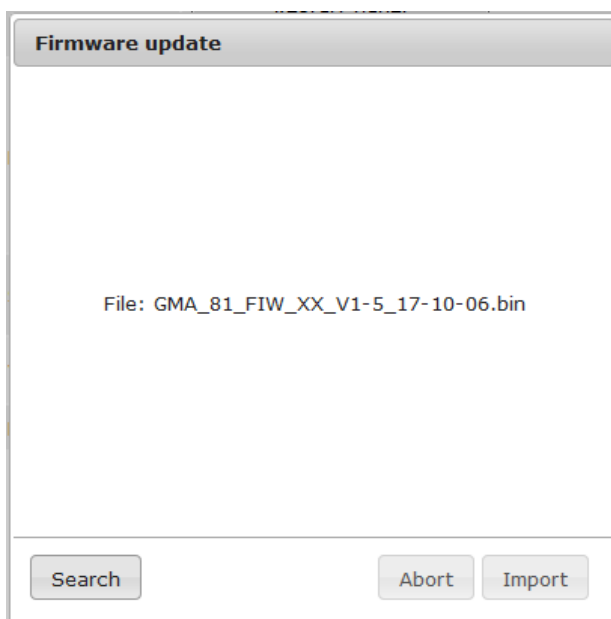
Push *Firmware update* button

Manufacturer password: **Update GMA81**



Push *Search* button and choose update file:

E.g.: GMA_81_FIW_XX_V1-5_17-10-06.bin



Push *Import* button.

Please do not switch off the system. Update will take about 20 minutes. Restart of panel will be automatically done.

10. Programming->System->General

Check firmware version:

Application:	000.005.000744
Runtime:	1.0.1108.52589
KNX:	KNX not ready/available
Web interface:	1.0.32

11. Verify configuration:

Verify existing configuration.

Firmware information for Version 1.4: Application: 000.005.000744

Runtime: 1.0.1070.52532

Web Interface: 1.0.32

from: 06/2017

1. General

- Improved features:
 - ATS acknowledge timeout after 365 seconds, relevant if the negative or positive acknowledge not arrives at the panel. The ATS bus polling is interrupted for 30 seconds and an ATS fault is triggered.
 - Event log entry „message acknowledged/not acknowledged,, from the ATS for alarm, fault and setting, not for clear messages
 - Adjustment of zone input view after reset (Wrong view of zone inputs)
 - Event log entry with filename of firmware update file
- Bug fixing:
 - Communication problems between panel and alarm transmission system via ATS bus were not properly shown. (Note: Now the same dialing sequence is used as for fault. Fault dialing sequence must be used in any case, otherwise an ATS fault could not be deleted.)
 - Conflict when importing older configuration after language package update
 - Reset of an alarm triggered line monitoring of signaling devices under certain circumstances

- Counter “wrong PIN” was not reset. Thus after 21x wrong PIN inputs a tamper alarm was triggered. Counter is reset after each valid PIN input now.

2. Instruction for firmware update

NOTE:

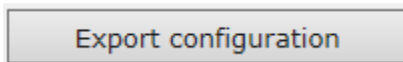
Please follow Step 1 to 5 for firmware update.

12. Login as Administrator

13. Programming->System->General:

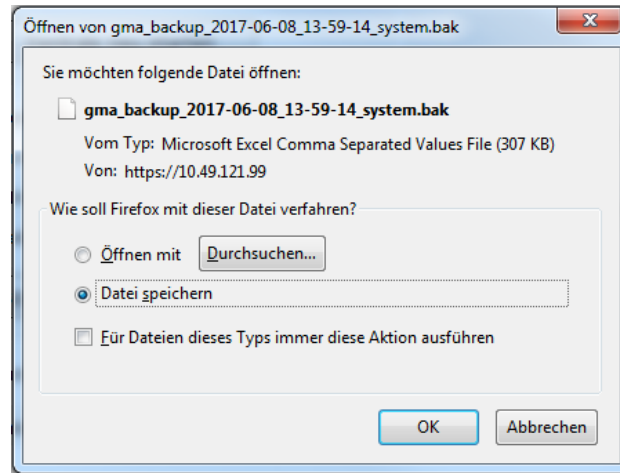
Export of existing configuration for backup.

Export configuration:



Push *Export configuration* button

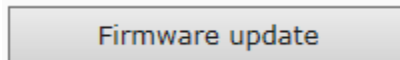




Save configuration

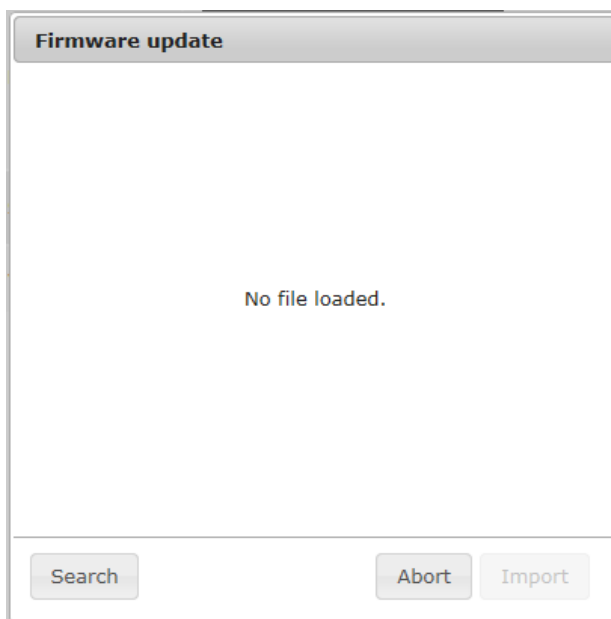
14. **Programming->System->General:**

Firmware update:



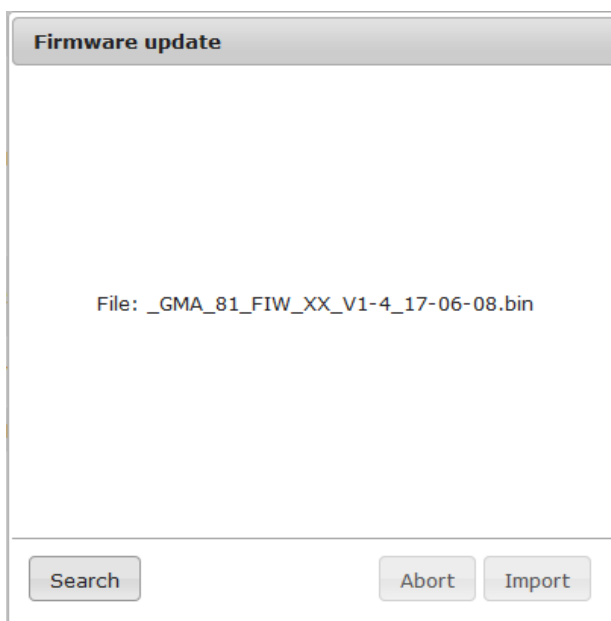
Push *Firmware update* button

Manufacturer password: **Update GMA81**



Push *Search* button and choose update file:

E.g.: GMA_81_FIW_XX_V1-4_17-06-08.bin



Push *Import* button.

Please do not switch off the system. Update will take about 20 minutes. Restart of panel will be automatically done.

15. Programming->System->General

Check firmware version:

Application:	000.005.000744
Runtime:	1.0.1070.52532
KNX:	ABB \$A07D 1.0
Web interface:	1.0.32

16. Verify configuration:

Verify existing configuration.

=====

Firmware information for Version 1.3: Application: 000.005.000735

Runtime: 1.0.993.52392

Web Interface: 1.0.32

from: 09/2016

1. General

- New features:
 - Forced disconnection of modem in alarm case
 - Flashing for device state Reset
 - New user group right "Reset"
 - Detailed information in event log for error during setting
 - New parameter „LAN disconnection fault“
 - Manufacturer password (Update GMA81) for firmware update
 - Automatically refresh of language after user language changed
 - Display of language package version via tooltip
 - New parameter for KNX fault evaluation
 - Forced change of standard passwords and PIN
 - Display fault „Watchdog“ after restart
 - New parameter for EN functionality (Display of event log, keypad and fault evaluation)
 - Service functionality
- Improved features:
 - Improved display of silent hold-up alarm
 - Not activated menus are grey shaded in web interface

- Display of zone input information in event log of keypad removed
- Output state info „Reset“ includes „tamper reset“
- Improved evaluation of panel inputs
- Improved KNX start-up
- Improved modem stability
- Improved panel start-up
- Improved fault handling of panel
- Improved system stability of panel
- Improved delayed setting functionality
- Improved prealarm function
- Bug fixing:
 - ATS clear message of panel tamper was not sent
 - Area transmission was shift to +1 in ATS
 - Hold-up alarm via keypad was not sent to ATS
 - Panel fault was not transmitted as output state
 - Anti mask calibration fault was not handle das fault
 - Keypad menue for software info and keypad info was reversed
 - Setting input reaction was only detected after 2nd impulse after reset or programming
 - Factory reset without KNX power supply has generated entries in the event log each 10s until KNX power supply was connected
 - Bug fixing in modem drivers
 - Self-signed SSL certificates couldn't be imported

2. Instruction for firmware update

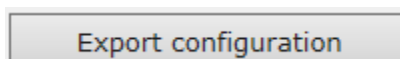
NOTE:

Please follow Step 1 to 5 for firmware update.

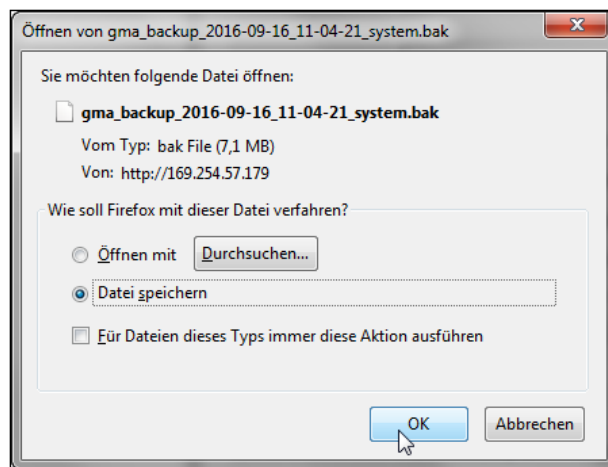
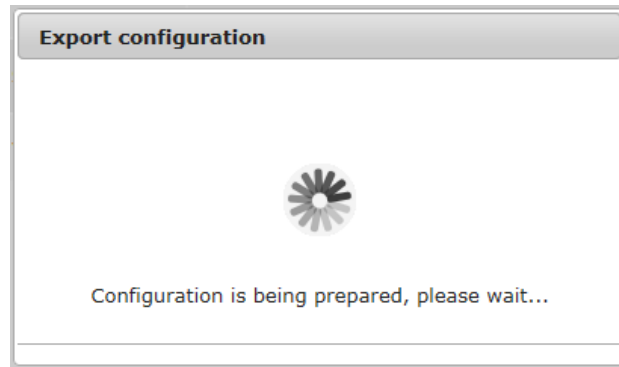
1. **Login as Administrator**
2. **Programming->System->General:**

Export of existing configuration for backup.

Export configuration:



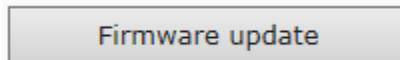
Push *Export configuration* button



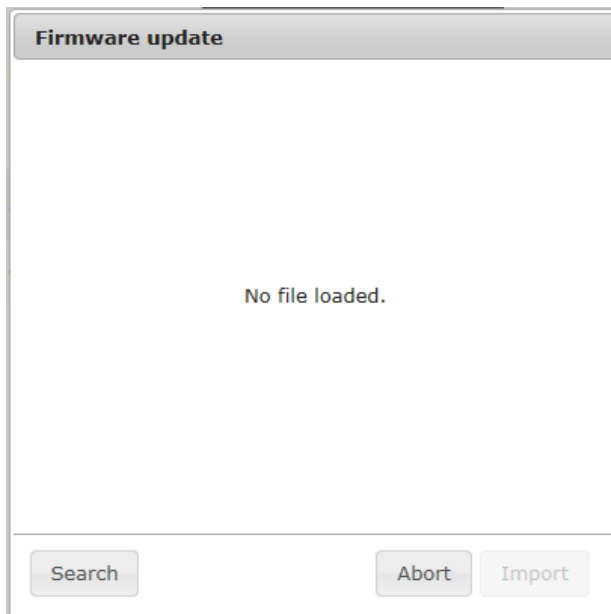
Save configuration

3. **Programming->System->General:**

Firmware update:

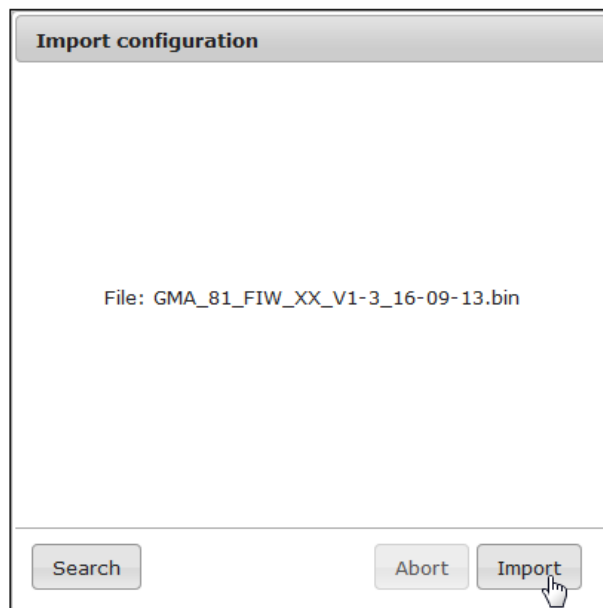


Push *Firmware update* button



Push *Search* button and choose update file:

E.g.: GMA_81_FIW_XX_V1-3_16-09-13.bin



Push *Import* button.

Please do not switch off the system. Update will take about 20

minutes. Restart of panel will be automatically done.

4. **Programming->System->General**

Check firmware version:

Application:	000.005.000735
Runtime:	1.0.993.52392
KNX:	ABB \$A07D 1.0
Web interface:	1.0.32

5. **Verify configuration:**

Verify existing configuration.

=====

Firmware information for Version 1.2: Application: 000.005.000646g

Runtime: 1.0.927.52023

Web interface: 1.0.12

from: 12/2015

1. General

- Optimization in operation system

Instruction for firmware update please see section 2 on Firmware information version 1.1

=====

Firmware information for Version 1.1: Application: 000.005.000646

Runtime: 1.0.888.51780

Web interface: 1.0.12

from: 06/2015

1. General

- Internationalization: 7 languages (German*, English*, French**, Italian**, Spanish**, Dutch**, Polish**)

*in delivery included, Update possible

**available via language package

- New features:
 - New input type: Fault detector
 - Direct access to event list via button in the area overview
 - Display of hold up alarm via keypad only after login in the main menu

- Improved features:
 - Max. Delay time for delayed setting increased from 60 sec. to 300 sec.
 - Improved teach in mode for SafeKey keys and codes
 - Optimized standard parameter
 - Activated walktest prevents setting
 - Optimize deactivation procedure for SafeKey modules during adjustment of keys and codes with the panel
 - N/C and N/O contact for glass break detector
 - Factory reset also for KNX parameters (physical and group address)
 - Actual set state of the panel will be restored after restart
- Bug fixing:
 - Corrections in operation system and memory management
 - Corrections in text to speech engine
 - Shift KNX scene number to -1

2. Instruction for firmware update

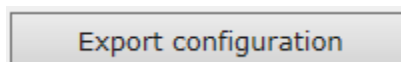
NOTE:

Please follow Step 1 to 6 for firmware update.

1. **Login as Administrator**
2. **Programming->System->General:**

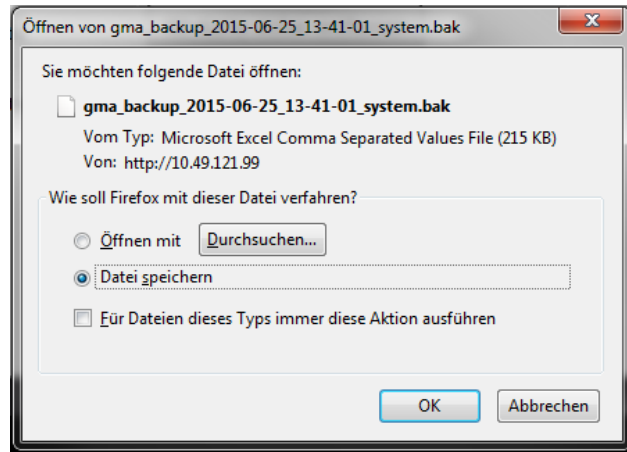
Export of existing configuration for backup.

Export configuration:



Push *Export configuration* button

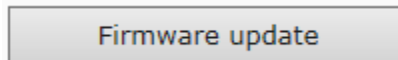




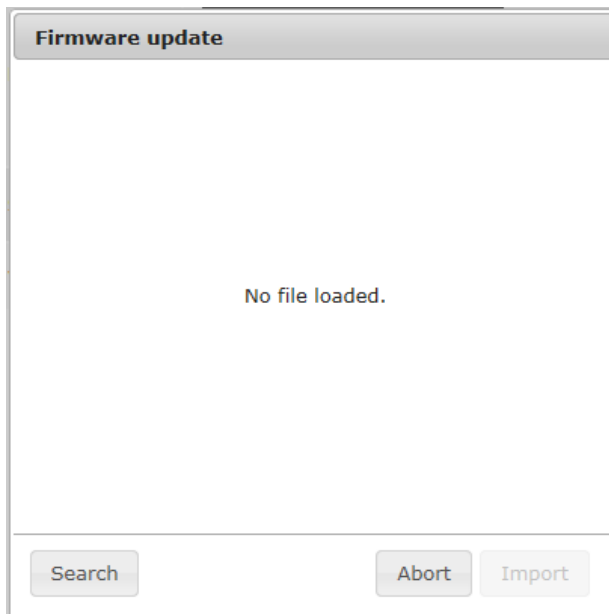
Save configuration

3. **Programming->System->General:**

Firmware update:

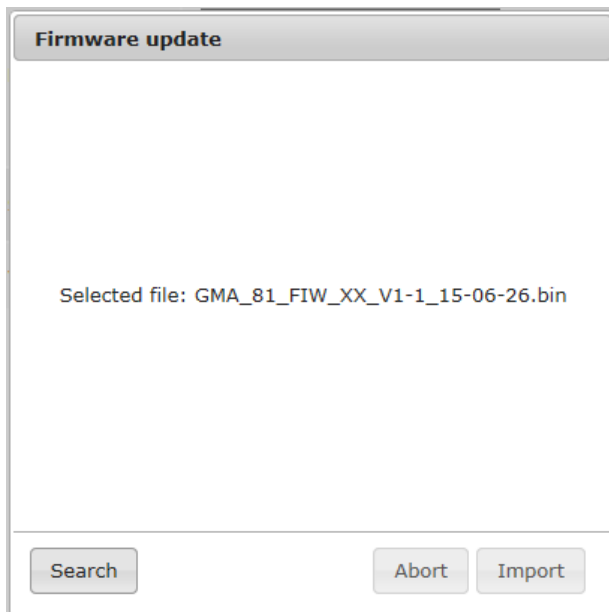


Push *Firmware update* button



Push *Search* button and choose update file:

E.g.: GMA_81_FIW_XX_R1-0_15-06-26.bin



Push *Import* button.

Please do not switch off the system. Update will take about 20

minutes. Restart of panel will be automatically done.

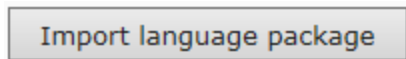
4. **Programming->System->General**

Check firmware version:

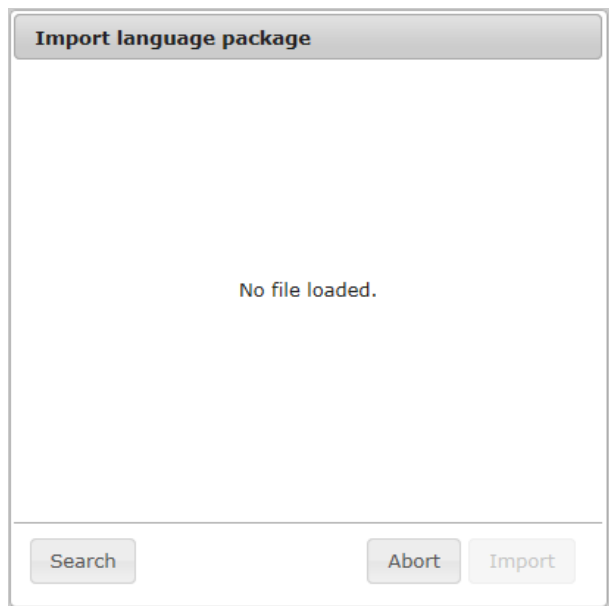
(Applikation)	000.005.000646
(Runtime)	1.0.888.51780
(KNX)	ABB \$A07D 1.0
(Web Interface)	1.0.12

5. **Programming->System->Language**

Installation of German and English language packages:

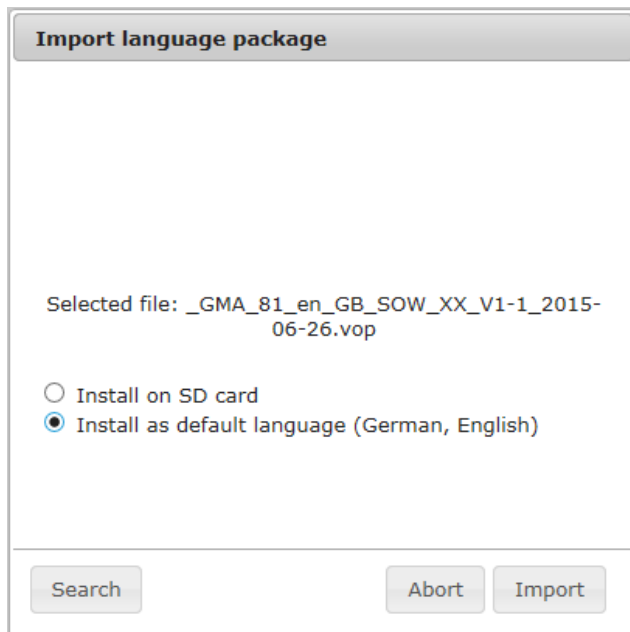


Push *Import language package* button

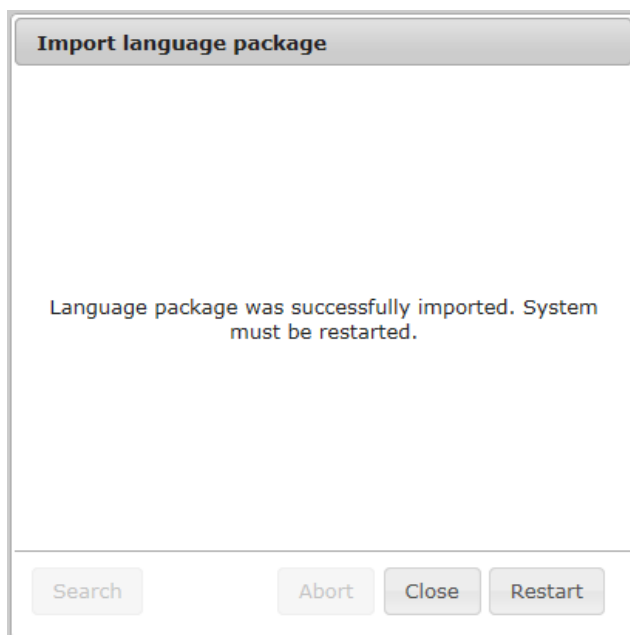


Push *Search* button and choose language package:

E.g.: GMA_81_en_GB_SOW_XX_V1-1_2015-06-26.vop



Select *Install as default language (German, English)* and push *Import* button



Close dialog via *Close* button (no restart). Repeat steps from step 5 for German language package. After import finished again, push *restart* button, to finish language package installation.

6. Verify configuration:

Verify existing configuration.

Runtime: 1.0.794.50861

Web interface: 1.0.5

From: 11/2014 – 06/2015

General

First version