
ABB CYBER SECURITY

ICS Cyber Security Reference Architecture Drawings



Notice

This document contains information about one or in ABB products and may include a description of or a reference to one or more standards that may be generally relevant to the ABB products. The presence of any such description of a standard or reference to a standard is not a representation that all of the ABB products referenced in this document support all of the features of the described or referenced standard. In order to determine the specific features supported by a particular ABB product, the reader should consult the product specifications for the particular ABB product.

ABB may have one or more patents or pending patent applications protecting the intellectual property in the ABB products described in this document.

The information in this document is subject to change without notice and should not be construed as a commitment by ABB. ABB assumes no responsibility for any errors that may appear in this document.

Products described or referenced in this document are designed to be connected and to communicate information and data through network interfaces, which should be connected to a secure network. It is the sole responsibility of the system/product owner to provide and continuously ensure a secure connection between the product and the system network and/or any other networks that may be connected.

The system/product owners must establish and maintain appropriate measures, including, but not limited to, the installation of firewalls, application of authentication measures, encryption of data, installation of antivirus programs, and so on, to protect these products, the network, its system, and interfaces against security breaches, unauthorized access, interference, intrusion, leakage, and/or theft of data or information.

ABB performs functionality testing on the products and updates that we release. However, system/product owners are ultimately responsible for ensuring that any product updates or other major system updates (to include but not limited to code changes, configuration file changes, third-party software updates or patches, hardware change out, and so on) are compatible with the security measures implemented. The system/product owners must verify that the system and associated products function as expected in the environment in which they are deployed.

In no event shall ABB be liable for direct, indirect, special, incidental or consequential damages of any nature or kind arising from the use of this document, nor shall ABB be liable for incidental or consequential damages arising from use of any software or hardware described in this document.

This document and parts thereof must not be reproduced or copied without written permission from ABB, and the contents thereof must not be imparted to a third party nor used for any unauthorized purpose.

The software or hardware described in this document is furnished under a license and may be used, copied, or disclosed only in accordance with the terms of such license.

This product meets the requirements specified in EMC Directive 2014/30/EU and in Low Voltage Directive 2014/35/EU.



The crossed-out wheeled bin symbol on the product and accompanying documents means that used electrical and electronic equipment (WEEE) should not be mixed with general household waste. If you wish to discard electrical and electronic equipment (EEE), please contact your dealer or supplier for further information.

Disposing of this product correctly will help save valuable resources and prevent any potential negative effects on human health and the environment, which could otherwise arise from inappropriate waste handling.

Trademarks and copyright

Ability is a trademark of ABB.

All rights to copyrights, registered trademarks, and trademarks reside with their respective owners.

Copyright © 2023 ABB. All rights reserved.

Release: January 2023

Document ID: 9AKK108467A7612

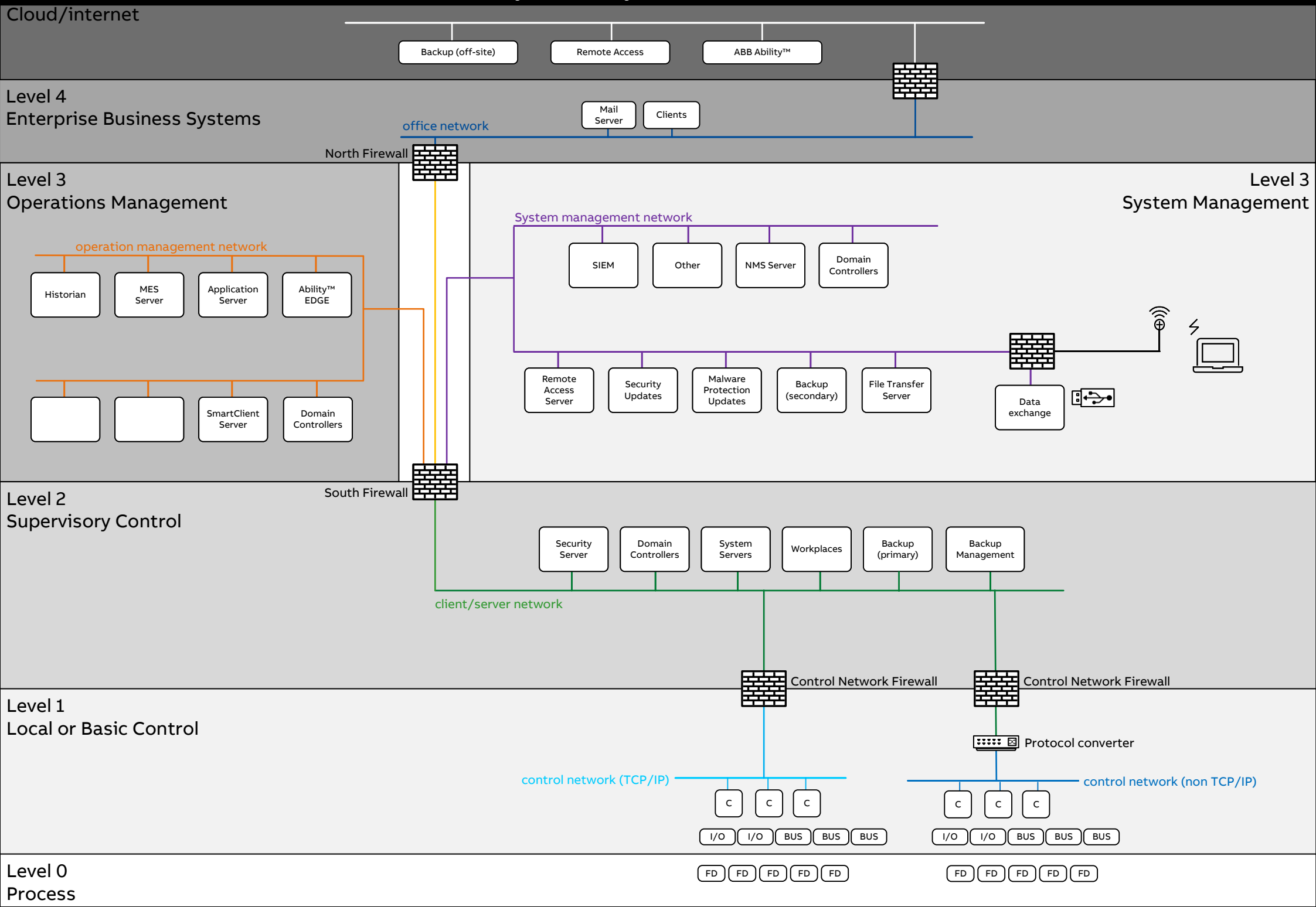
Revision: A

Table of contents

Generic	3
Zones	4
System 800xA	5
System 800xA with CS as routers	6
S+ with IET loop	7

1. Purpose and basic description

To help our customers apply the concepts of the Reference Architecture, the team has developed a set of drawings to help illustrate how specific setups and functions can be used.



Cloud/internet

Backup (off-site)

Remote Access

ABB Ability™

Level 4
Enterprise Business Systems

Mail Server

Clients

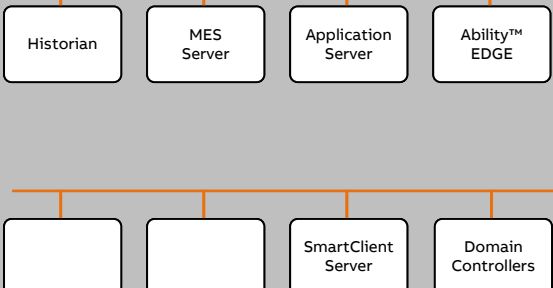
office network

North Firewall

Level 3
Operations Management

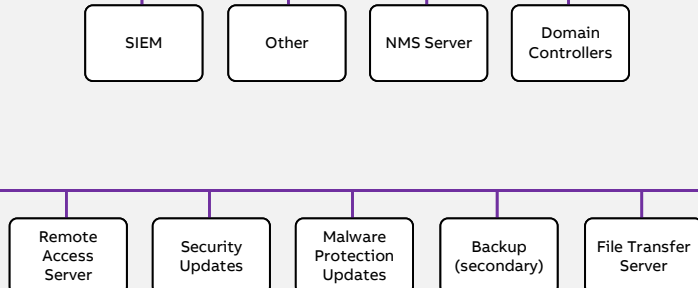
operation management zone

operation management network



system management zone

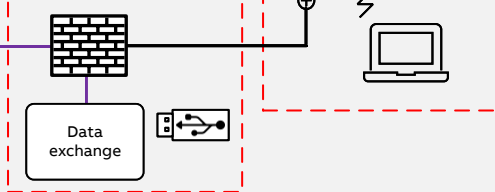
System management network



Level 3
System Management

secure data exchange zone

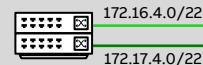
wireless access zone



Level 2
Supervisory Control

South Firewall

RNRP Router (ABB NE871)



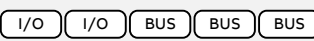
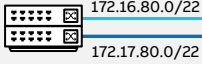
redundant client/server network with RNRP

supervisory control zone

Redundant Control Network Firewall with RNRP Routing (ABB NE870)

Level 1
Local or Basic Control

Redundant switches



redundant AC800M control network (RNRP)

control zone

Level 0
Process

Cloud/internet

Backup (off-site)

Remote Access

ABB Ability™

Level 4
Enterprise Business Systems

Mail Server

Clients

office network

Level 3
Operations Management

operation management network

Historian
MES Server
Application Server
Ability™ EDGE

SmartClient Server
Domain Controllers

Level 3
System Management

System management network

SIEM
Other
NMS Server
Domain Controllers

Remote Access Server
Security Updates
Malware Protection Updates
Backup (secondary)
File Transfer Server

Data exchange
Wireless network
Laptop

Level 2
Supervisory Control

North Firewall

South Firewall

RNRP Router (ABB NE871)

Redundant switches
172.16.4.0/22
172.17.4.0/22

WSUS server
Domain Controllers
Aspect Servers
Connectivity Servers
Engineering Station
Operator Workplaces

redundant client/server network with RNRP

Level 1
Local or Basic Control

Redundant Control Network Firewall
with RNRP Routing (ABB NE870)

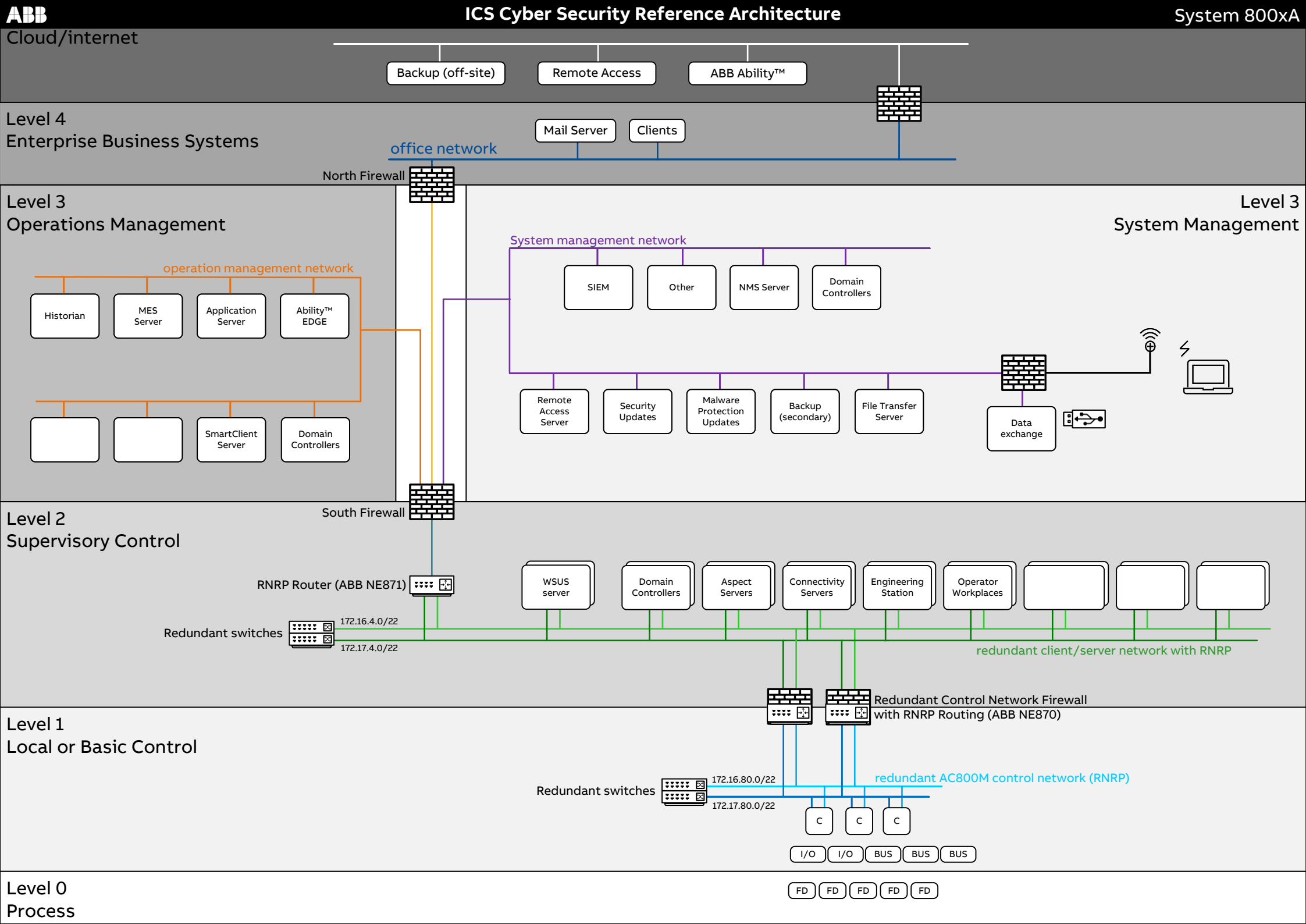
Redundant switches
172.16.80.0/22
172.17.80.0/22

redundant AC800M control network (RNRP)

C C C
I/O I/O BUS BUS BUS

Level 0
Process

FD FD FD FD FD



Cloud/internet

Backup (off-site) Remote Access ABB Ability™

Level 4 Enterprise Business Systems

office network Mail Server Clients

Level 3 Operations Management

operation management network

Historian MES Server Application Server Ability™ EDGE
SmartClient Server Domain Controllers

Level 3 System Management

System management network

SIEM Other NMS Server Domain Controllers
Remote Access Server Security Updates Malware Protection Updates Backup (secondary) File Transfer Server

Data exchange

Level 2 Supervisory Control

South Firewall RNRP Router (ABB NE871) Security Server Domain Controllers Aspect Servers Engineering Station Operator Workplaces
Redundant switches 172.16.4.0/22 172.17.4.0/22
redundant client/server network (RNRP)

Level 1 Local or Basic Control

Connectivity Server Connectivity Server
Redundant switches 172.16.80.0/22 172.17.80.0/22
redundant AC800M control network (RNRP)
C C C
I/O I/O BUS BUS BUS

Level 0 Process

FD FD FD FD FD

Cloud/internet

Backup (off-site) Remote Access ABB Ability™

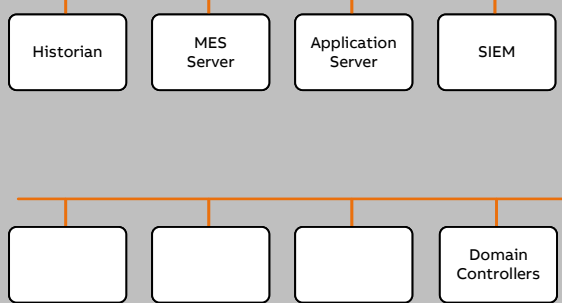
Level 4 Enterprise Business Systems

Mail Server Clients

office network

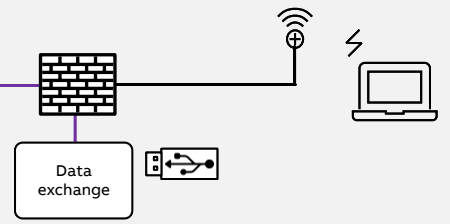
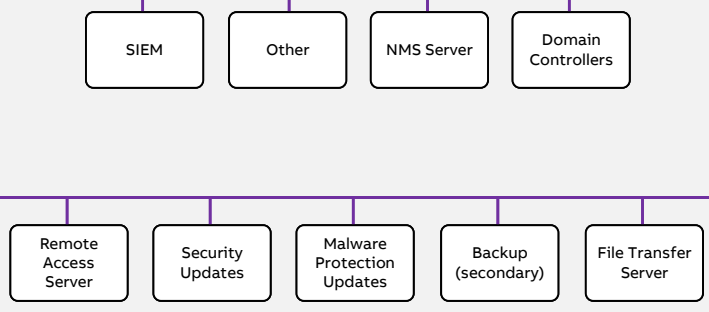
Level 3 Operations Management

operation management network



Level 3 System Management

System management network



Level 2 Supervisory Control

South Firewall

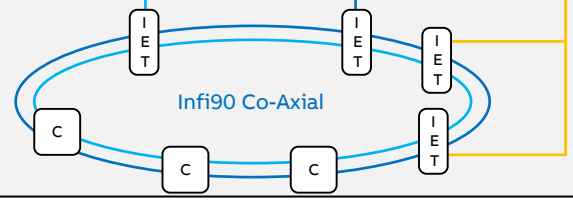
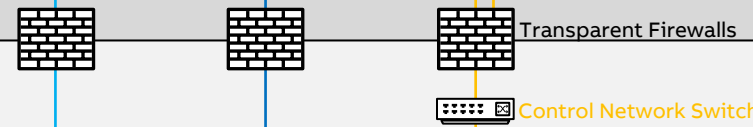
PRP Redundancy Box RedBox



S+ Operations (A) S+ Operations (B) S+ Engineering

redundant client/server network using PRP

Level 1 Local or Basic Control



Level 0 Process





Visit us

www.abb.com/cybersecurity