

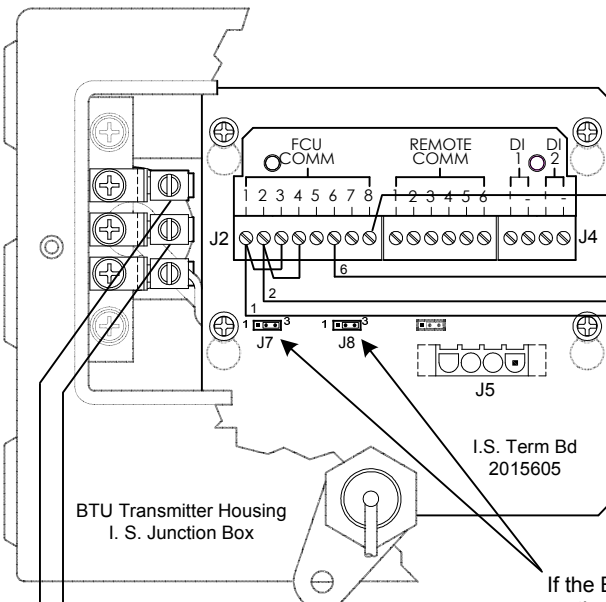
NOTES:

- WARNING:** This drawing does not illustrate completely the installation methods required for hazardous locations. Prior to any installation in a Classified Hazardous Location, verify installation methods by the Control Drawing referenced on the product's name tag and national and local codes.
- Maximum length of RS485 bus is 4000 Ft. @9600 baud using Totalflow cable P/N 2011648-001 or equivalent.
- To access termination board, remove I.S. Junction Box front cover.

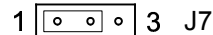
Installations in a hazardous location will require a barrier.
SEE NOTE 1

Totalflow Cable P/N 2011648-001
Or
Use 20 AWG shielded wire, 22 pF/ft, 14 OHMs/1000 ft

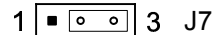
Communications Module
Totalflow P/N 2015193



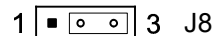
If the BTU Transmitter is the last device on the Bus, or if it is the only device, jumper J7 Pin-1 to Pin-2.



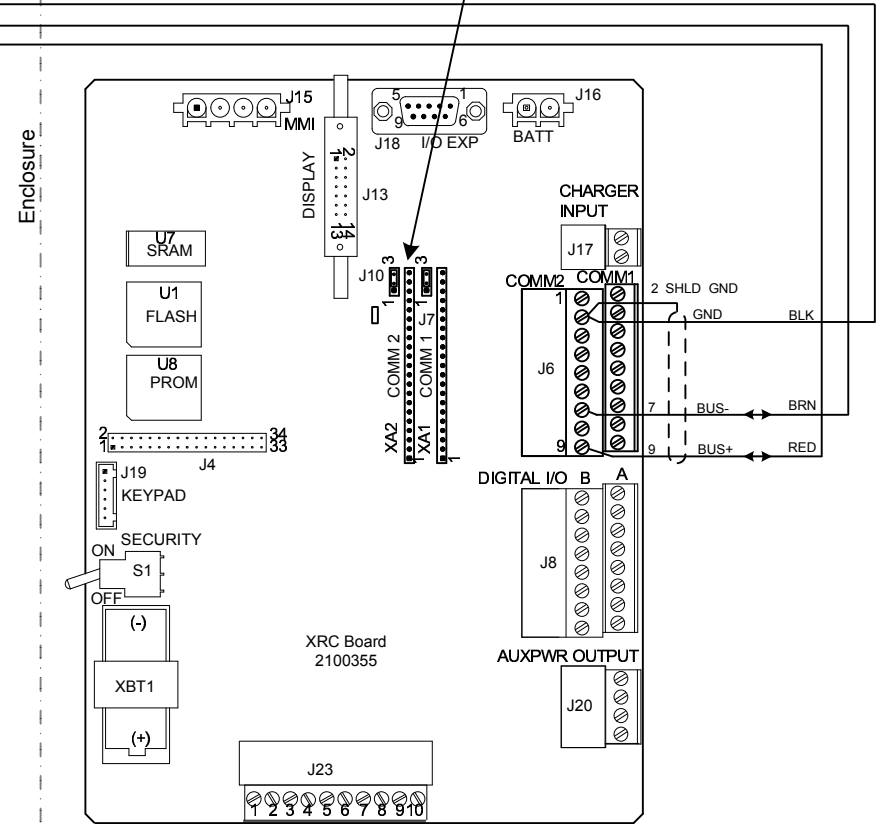
If it is not the last device, jumper J7 Pin-2 to Pin-3 (Pin-1 is on the left, when viewing the I.S. Board).



For RS-485 2-wire, jumper J8 Pin-1 to Pin-2. For RS-422 4-wire, jumper J8 Pin-2 to Pin-3



- Redundant Ground Wires per ISA RP 12.6 Wires Must be GRN 12 AWG.
Ground Electrode per CEC C22.1 or NEC NFPA 70



REF: N/A

ABB TOTALFLOW Products	ACTION	DOC TYPE	TITLE	DWG NO.	REV	SHEET
	D20091	UD	BTU 8000/8100 FCU COMM PORT 2-WIRE W/ GND TO XRC (2100355 BD) COMM2 (RS-485)	2102339	AB	1 OF 1