

HEAT REJECTION IN DOUBLE CONVERSION OPERATING MODE AT 1.0pF LOAD, NOMINAL VOLTAGE / FREQUENCY, ENERGY STORAGE DISCONNECTED.		100% LOAD	WEIGHT: lbs (kg)	FLOOR LOAD lbs/sq ft (kg/sq m)
160 kW	BTU/hr	19495	1323 (600)	127 (620)
	kW	5.7		
HEAT REJECTION IN eBOOST OPERATING MODE @ 1.0 pF LOAD, NOMINAL VOLTAGE / FREQUENCY, ENERGY STORAGE DISCONNECTED.		100% LOAD	WEIGHT: lbs (kg)	FLOOR LOAD lbs/sq ft (kg/sq m)
160 kW	BTU/hr	9829	1323 (600)	127 (620)
	kW	2.9		

1. Dimensions are in inch;
2. UPS Operating Temperature 32° F–104°F
3. 18" minimum clearance required above the unit for heat rejection
4. Front access for service and maintenance
5. Do not tilt the UPS more than 10°

Draw	Barbarani R.	08.03.21
Checked	Balbiano C.	08.03.21
ECN	Name	Revision
1		1
		3.12.14

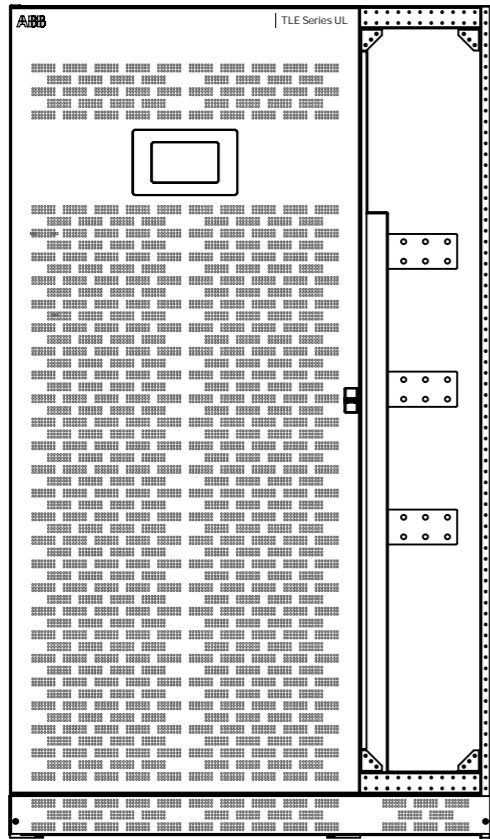


Power Protection
6572-Quartino, Switzerland

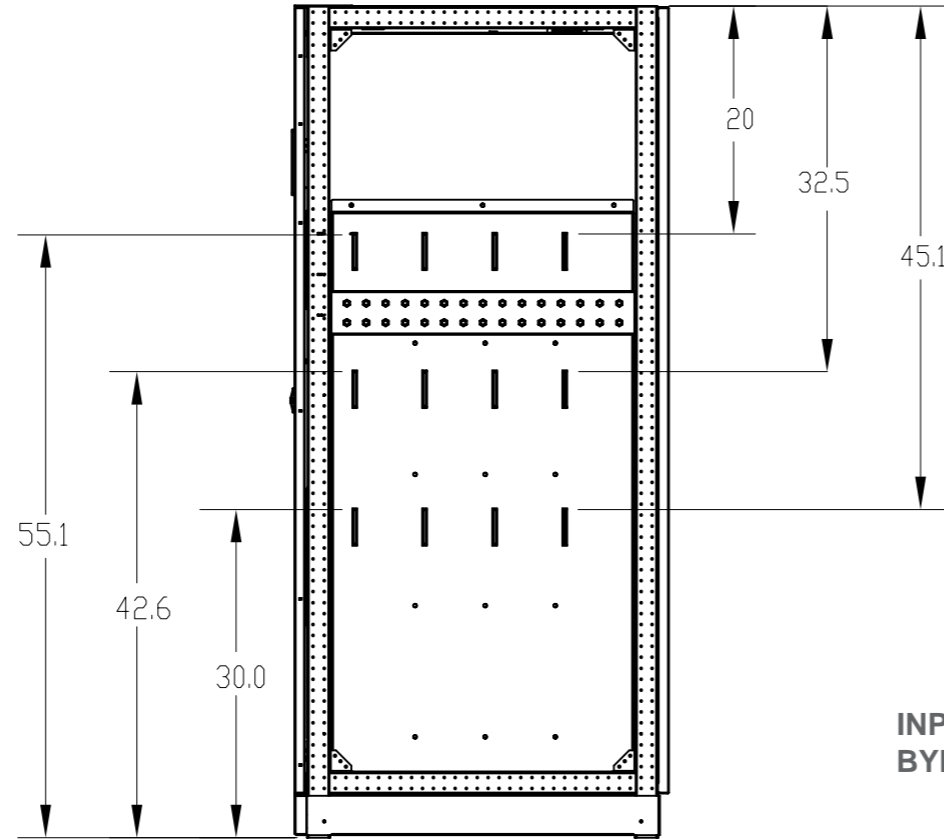
Mechanical Outline

TLE 160 kW
with eBOOST technology

Product Upgrade Letter: A	
Series: 2	0001050342
Page 1	of 2



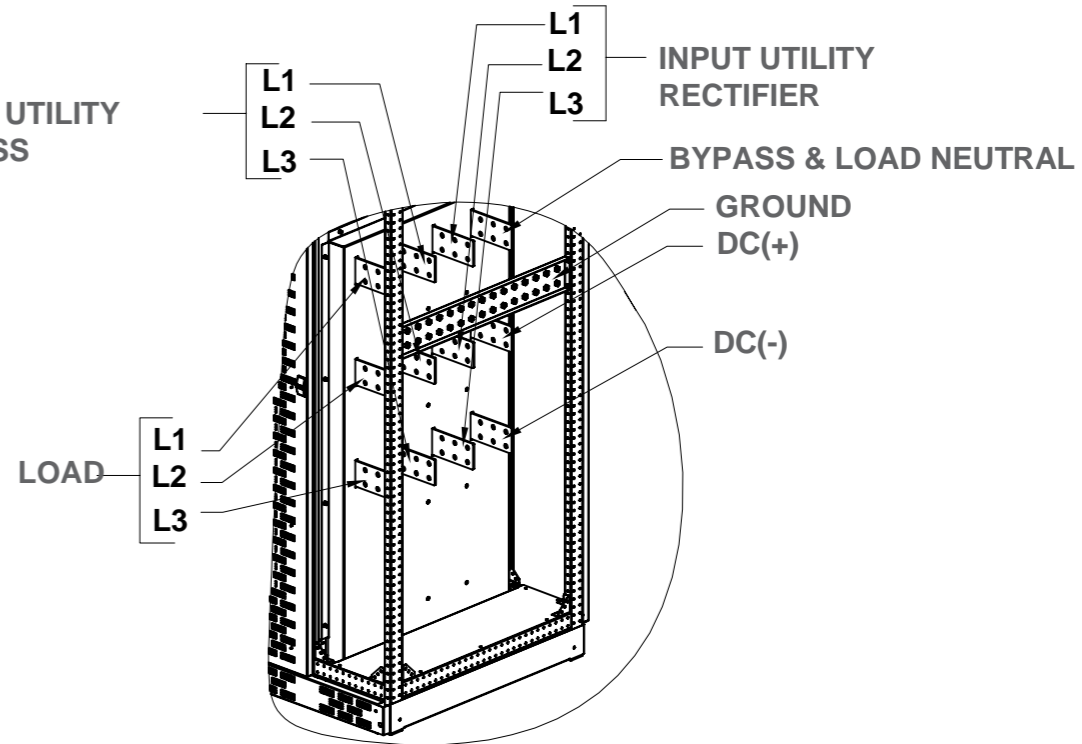
FRONT VIEW WITH SAFETY PANEL REMOVED



SIDE VIEW WITH SAFETY PANEL REMOVED

Maximum Allowed Cable Configuration					
kW	Rectifier Input	Bypass Input	DC Input	Output (Load)	GND
160	2 x 3/0 AWG	2 x 2/0 AWG	2x 300 Kcmil	2 x 2/0 AWG	1 x 3 AWG

* Actual cable size and quantity must be based on the requirements of NFPA 70 and must not exceed the limits listed above.



		Draw	Barbarani R.	25.03.20
		Checked	Balbiano C.	25.03.20
ECN	Name	Revision	1	25.03.20



Power Protection
6572-Quartino, Switzerland

Mechanical Outline

TLE 160 kW
with eBOOST technology

Product Upgrade Letter: A

Series: 2 0001050342

Page 2
of 2