

# ABB product range

## Robots






With more than 300,000 robots installed across the world, ABB's strong solutions focus helps manufacturers improve productivity, product quality, and worker safety.




ABB Robotics is a leading supplier of industrial robots - also providing robot software, peripheral equipment, modular manufacturing cells, systems, and service for tasks such as welding, handling, assembly, cutting, painting and finishing, picking, packing, palletizing, and machine tending.

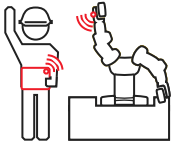
Key markets include automotive, plastics, metal fabrication, foundry, electronics, machine tools, pharmaceutical, and food and beverage industries.

Each of ABB Robotics' products are fully supported by our global sales and service organization in 53 countries and over 100 locations.


With production facilities in Auburn Hills, Michigan, USA, Shanghai, China, and Västerås, Sweden, ABB is the only robotics manufacturer with three factories, and is the first of the major industrial robotics companies to fully commit to a North American manufacturing footprint.










PRODUCT	BASIC SPECIFICATIONS	
 IRB 120 and IRB 120T	Load (kg)	3.00
	Reach (m)	0.58
	Protection	Std: IP30 Option: Cleanroom class 5, certified by IPA
	Mounting	Floor, wall, inverted, and tilted angles
 IRB 1200	Load (kg)	5.00 7.00
	Reach (m)	0.90 0.70
	Protection	Std: IP40 Option: IP67, Clean room ISO 4, food grade lubricant
	Mounting	Any angle
 IRB 140 and IRB 140T	Load (kg)	6.00
	Reach (m)	0.81
	Protection	Std: IP67 Option: Cleanroom class 6, Foundry Plus
	Mounting	Floor, wall, inverted, and tilted angles

PRODUCT	BASIC SPECIFICATIONS			
 IRB 1520ID	Load (kg)	4.00		
	Reach (m)	1.50		
	Protection	Std: IP40		
	Mounting	Floor, inverted		
 IRB 1600	Load (kg)	6.00	6.00	10.0
	Reach (m)	1.20	1.45	1.20 1.45
	Protection	Std: IP54 Option: IP67 with foundry plus 2		
	Mounting	Floor, wall, inverted, tilted angles, and shelf		
 IRB 1660ID	Load (kg)	4.00	6.00	
	Reach (m)	1.55	1.55	
	Protection	Std: IP40 (wrist IP67)		
	Mounting	Floor, wall, inverted, and tilted angles		



More than 300,000 ABB robots operate in factories and plants around the world to drive productivity to new levels. They are part of an integrated ecosystem: the Internet of Things, Services, and People. ABB's truly collaborative YuMi® is driving a manufacturing revolution where people & robots work together, creating entirely new possibilities.

PRODUCT	BASIC SPECIFICATIONS				
IRB 2400 	Load (kg)	12.0	20.0		
	Reach (m)	1.55	1.55		
	Protection	Std: IP54 Option: IP67 with foundry plus 2			
	Mounting	Floor, inverted			
IRB 2600 and IRB 2600ID* 	Load (kg)	8.00*	12.0	15.0	20.0
	Reach (m)	2.00*	1.65	1.85	1.65
	Protection	Std: IP67; IP54 (axis 4) Option: Foundry plus 2			
	Mounting	Floor, wall, inverted, tilted angles, and shelf			
IRB 4400 	Load (kg)	10.0	60.0		
	Reach (m)	2.53	1.96		
	Protection	Std: IP54 Option: IP67, Foundry plus			
	Mounting	Floor			
IRB 4600 	Load (kg)	20.0	40.0	45.0	60.0
	Reach (m)	2.50	2.55	2.05	2.05
	Protection	Std: IP67 Option: Foundry plus 2			
	Mounting	Floor, inverted, tilted angles, and shelf			
IRB 6620 and IRB 6620LX* 	Load (kg)	150	150*		
	Reach (m)	2.20	1.90*		
	Protection	Std: IP66 (linear axis) Option: Foundry plus 2			
	Mounting	Floor, inverted, tilted angles; Wall, inverted*			
IRB 6640 	Load (kg)	185	235		
	Reach (m)	2.80	2.55		
	Protection	Std: IP67 Option: Foundry prime			
	Mounting	Floor			
IRB 6650 	Load (kg)	90.0	125	200	
	Reach (m)	3.90	3.50	3.00	
	Protection	Std: IP67 Option: Foundry plus 2, high pressure steam washable			
	Mounting	Shelf			
IRB 6660 	Load (kg)	100	130	205	
	Reach (m)	3.30	3.10	1.90	
	Protection	Std: IP67 Option: Foundry plus 2			
	Mounting	Floor			
IRB 6700 and IRB 6700 LeanID 	Load (kg)	150	155	175	200
	Reach (m)	3.20	2.85	3.05	2.60
	Protection	Std: IP67 Option: Foundry plus 2			
	Mounting	Floor			

PRODUCT	BASIC SPECIFICATIONS				
IRB 7600 	Load (kg)	150	325	340	400
	Reach (m)	3.50	3.10	2.80	2.55
	Protection	Std: IP67 Option: Foundry plus 2			
	Mounting	Floor			
IRB 8700 and IRB 8700 LeanID* 	Load (kg)	475*	550	630*	800
	Reach (m)	4.20*	4.20	3.50*	3.50
	Axis 6	Load up to 1000kg, wrist down			
	Protection	Std: IP67, foundry plus 2			
IRB 260 	Load (kg)	30.0			
	Reach (m)	1.53			
	Protection	Std: IP67			
	Mounting	Floor			
IRB 460 	Load (kg)	110			
	Reach (m)	2.40			
	Protection	Std: IP67			
	Mounting	Floor			
IRB 660 	Load (kg)	180	250		
	Reach (m)	3.15	3.15		
	Protection	Std: IP67			
	Mounting	Floor			
IRB 760 	Load (kg)	450			
	Reach (m)	3.18			
	Protection	Std: IP67			
	Mounting	Floor			
IRB 360 FlexPicker® 	Load (kg)	1.00	1.00	3.00	6.00
	Reach (m)	1.13	1.60	1.13	1.60
	Protection	Std: IP54/67/IP69K			
		Option: Wash down, Stainless Clean room, ISO class 5-7, IRB 360-1/1130 certified by IPA			
IRB 910SC SCARA 	Load (kg)	6.00	6.00	6.00	
	Reach (m)	0.45	0.55	0.65	
	Protection	Std: IP30			
	Mounting	Table			
IRB 14,000 YuMi® 	Load (kg)	0.50			
	Reach (m)	0.60			
	Protection	Std: IP30			
	Mounting	Bench, table			
	Safety	PL b Cat B			