

COMBI-RANGE (SAH/S24.X.7.1)

# PEP ecopassport®

## Product Environmental Profile



Document in compliance with ISO 14025: 2006 "Environmental labels and declarations. Type III environmental declaration"

ORGANIZATION		CONTACT INFORMATION			
ABB Stotz-Kontakt GmbH		pia.denninghoff@de.abb.com			
ADDRESS		WEBSITE			
Eppelheimer Str. 82, 69123 Heidelberg		<a href="https://new.abb.com/products/2CDG110252R0011">https://new.abb.com/products/2CDG110252R0011</a>			
STATUS	SECURITY LEVEL	REGISTRATION NUMBER	REV.	LANG.	PAGE
Approved	Public	ABBG-00263-V01.01-EN	1	en	1/11



# ABB Purpose & Embedding Sustainability

ABB is committed to continually promoting and embedding sustainability across its operations and value chain, aspiring to become a role model for others to follow. With its ABB Purpose, ABB is focusing on reducing harmful emissions, preserving natural resources and championing ethical and humane behavior.



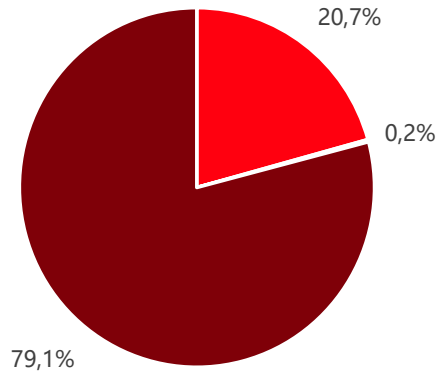
## General Information

Reference product	One Combi-Range: SAH/S24.16.7.1 Schalt-/Jaloaktor,24f,16A (2CDG110252R0011)
Description of the product	The compact combi switch actuators SAH/S are modular installation devices (MDRC) in proM design, with 24 mutually independent switching relays. They are designed for installation in electrical distribution boards and small housings with a 35 mm mounting rail. The outputs can be used individually via ABB i-bus® KNX for switching electric consumers (individually) with a rated current of 6A, 10A or 16A. Alternative controlling shutter and blind drives (230 V AC) (no electromechanically interlocking). The device features a manual operation, which can also be disabled. Via the manual operation the outputs can be operated manually and the switching or driving status is displayed. The device is powered by KNX and requires no additional power supply.
Functional unit	For switching 24 independent electrical loads with rated current 6A, 10A or 16A. Alternative for controlling 12 independent blind or roller shutter drives (230V AC). The bus can be connected via enclosed terminal block. The device has a degree of protection IP20. The reference for service life of the product is 10 years.
Other products covered	SAH/S24.10.7.1 Schalt-/Jaloaktor, 24f,10A (2CDG110249R0011), SAH/S24.6.7.1 Schalt-/Jalousieakt, 24f,6A (2CDG110246R0011)

STATUS	SECURITY LEVEL	REGISTRATION NUMBER	REV.	LANG.	PAGE
Approved	Public	ABBG-00263-V01.01-EN	1	en	2/11



# Constituent Materials



■ Plastics 168,29 g ■ Metals 1,63 g ■ Others 643,08 g

## Total weight of Reference product

813

g

Plastics as % of weight		Metals as % of weight		Others as % of weight	
Name and CAS number	Weight%	Name and CAS number	Weight%	Name and CAS number	Weight%
Polycarbonate	20,4	Stainless steel	0,2	Cardboard - packaging	9,3
Polyethylene-terephthalate	0,3	–	x	Active electronic component	0,2
–	x	–	x	Keypad	0,3
–	x	–	x	PCBA	67,3
–	–	–	–	Paper	2,0

The product is in conformity with the provisions of RoHS directive 2011/65/EU, covering 2015/863(EU), REACH regulation No 1907/2006 and national legislation. The product contains the SVHC lead (CAS 7439-92-1).

STATUS	SECURITY LEVEL	REGISTRATION NUMBER	REV.	LANG.	PAGE
Approved	Public	ABBG-00263-V01.01-EN	1	en	3/11



## Additional Environmental Information

Manufacturing	<p>The PCBA is manufactured at the Hornberg production site, while final assembly of all components into the Switch/shutter actuator happens at Lüdenscheid. No recycled material content is assumed. All components are transported by lorry from the supplier to these manufacturing sites.</p> <p>The electricity mix on the both manufacturing sites are largely renewable from Scandinavian hydropower and rooftop solar power (80% on Ludenscheid and 100% on Hornberg). Instead of hydropower, a German electricity market mix was modelled to avoid double counting of renewable energy. The remaining power and heating demand is met by combustion of natural gas, for which all CO2 emissions are compensated through ClimatePartner. Nevertheless, this compensation is not accounted for in the model of this EPD.</p> <p>Production waste is assumed to be transported by lorry (100 km by default in the PCR) and treated by recycling.</p> <p>Specific one-year data from 2022 on manufacturing site level was collected and allocated to the product by economic partitioning following the requirements of ISO 14044.</p>
Distribution	<p>The transport scenario is estimated based on the distance to the capital city of the countries it is sold to, according to the sales data for 2022.</p>
Installation	<p>Installation is done manually, without using energy or other auxiliary materials. For treatment of packaging waste, the scenario set by the PSR is followed.</p>
Use	<p>The reference product is on stand-by during 95% of the time with an energy consumption of 0,15W, and is in active mode with a maximum energy consumption of 0,25 W for the remaining 5% of the time. With a reference lifetime of 10 years and 8760 hours per year, this results in a power consumption of 13,58 kWh over the lifetime.</p>
End of life	<p>The standard scenario set in the PCR is considered, with parameters listed in Appendix D and a transport distance of 1000 km.</p>
Benefits and loads beyond the system boundaries	<p>Steel has a recovery rate of 80% according to the PCR. The Module D formula from the PCR was used to calculate the benefits of steel. Other materials were not included here, due to a material recovery rate of 0 or lack of recycling in real life scenarios.</p>

STATUS	SECURITY LEVEL	REGISTRATION NUMBER	REV.	LANG.	PAGE
Approved	Public	ABBG-00263-V01.01-EN	1	en	4/11



# Environmental Impacts

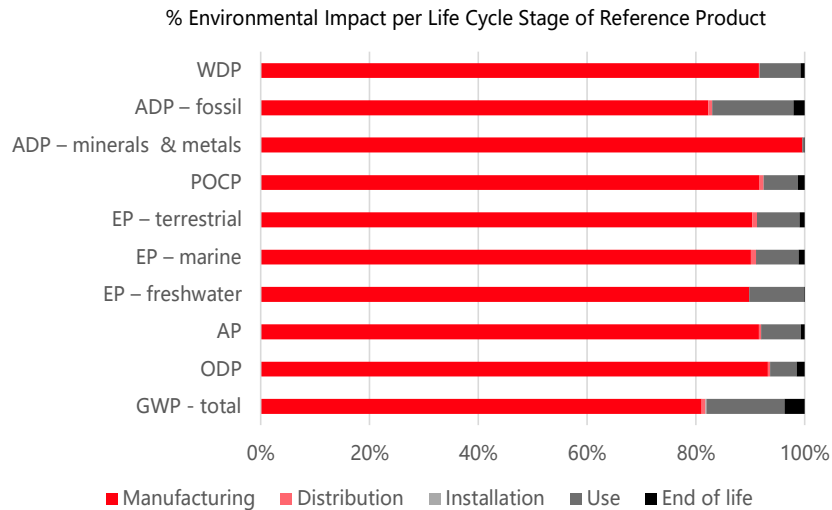
Reference lifetime	10 years
Product category	Other equipment
Installation elements	Not applicable
Use scenario	Active product
Geographical representativeness	DACH+ (Germany, Austria, Switzerland), Europe, MEA (Middle East and Africa) and Asia
Technological representativeness	Materials and process data are specific for the production of the Switch/Shutter actuator
Software and database used	SimaPro version 9.5.0.1, Ecoinvent 3.9.1

## Energy model used

Manufacturing	Electricity, high voltage {DE}  market for   Cut-off, U Electricity, low voltage {DE}  electricity production, photovoltaic, 3kWp slanted-roof installation, single-Si, panel, mounted   Cut-off, U Natural gas, high pressure {DE}  market for   Cut-off, S
Installation	Not applicable
Use	Electricity, low voltage {DE}  market for electricity, low voltage   Cut-off, S Electricity, low voltage {Europe without Switzerland}  market group for electricity, low voltage   Cut-off, S Electricity, low voltage {RME}  market group for electricity, low voltage   Cut-off, S Electricity, low voltage {RAS}  market group for electricity, low voltage   Cut-off, S
End of life	Not applicable

STATUS	SECURITY LEVEL	REGISTRATION NUMBER	REV.	LANG.	PAGE
Approved	Public	ABBG-00263-V01.01-EN	1	en	5/11

## Common base of mandatory indicators



### Environmental impact indicators

Indicator	Unit	Total	Manu- facturing	Distri- bution	Installation	Use	End of life	Bene- fits
GWP-total	kg CO <sub>2</sub> eq.	5,48E+01	4,45E+01	3,65E-01	1,23E-01	7,86E+00	2,02E+00	-3,80E-02
GWP-fossil	kg CO <sub>2</sub> eq.	5,36E+01	4,38E+01	3,64E-01	4,73E-03	7,47E+00	1,93E+00	-5,28E-02
GWP-biogenic	kg CO <sub>2</sub> eq.	1,17E+00	5,85E-01	1,29E-04	1,19E-01	3,76E-01	9,10E-02	1,64E-02
GWP-luluc	kg CO <sub>2</sub> eq.	9,20E-02	8,15E-02	7,63E-05	2,47E-06	1,02E-02	2,60E-04	-1,06E-03
GWP-fossil = Global Warming Potential fossil fuels GWP-biogenic = Global Warming Potential biogenic GWP-luluc = Global Warming Potential land use and land use change								
ODP	kg CFC-11 eq.	1,56E-06	1,45E-06	6,23E-09	1,52E-10	7,60E-08	2,30E-08	-1,69E-09
ODP = Depletion potential of the stratospheric ozone layer								
AP	H+ eq.	4,21E-01	3,86E-01	1,74E-03	2,85E-05	3,06E-02	3,03E-03	-2,95E-04
AP = Acidification potential, Accumulated Exceedance								
EP-freshwater	kg P eq.	7,26E-03	6,52E-03	1,26E-06	8,52E-08	7,27E-04	1,12E-05	-4,51E-06
EP-marine	kg N eq.	6,47E-02	5,83E-02	6,30E-04	1,16E-05	5,05E-03	7,20E-04	-1,65E-04
EP-terrestrial	mol N eq.	7,57E-01	6,84E-01	6,79E-03	1,20E-04	5,88E-02	7,44E-03	-8,87E-04
EP-freshwater = Eutrophication potential, fraction of nutrients reaching freshwater end compartment EP-marine = Eutrophication potential, fraction of nutrients reaching marine end compartment EP-terrestrial = Eutrophication potential, Accumulated Exceedance								
POCP	kg NMVOC eq.	2,74E-01	2,51E-01	2,20E-03	3,35E-05	1,72E-02	3,37E-03	-2,36E-04
POCP = Formation potential of tropospheric ozone								
ADP-minerals & metals	kg Sb eq.	1,61E-02	1,61E-02	3,96E-07	1,16E-08	6,20E-05	1,82E-06	-3,46E-07
ADP-fossil	MJ	7,04E+02	5,79E+02	4,80E+00	4,78E-02	1,05E+02	1,46E+01	-6,97E-01
ADP-minerals & metals = Abiotic depletion potential for non-fossil resources ADP-fossil = Abiotic depletion for fossil resources potential								
WDP	m <sup>3</sup> eq. depr.	1,15E+01	1,05E+01	1,14E-02	3,08E-03	8,67E-01	8,79E-02	-3,26E-02
WDP = Water Deprivation potential								

STATUS	SECURITY LEVEL	REGISTRATION NUMBER	REV.	LANG.	PAGE
Approved	Public	ABBG-00263-V01.01-EN	1	en	6/11

## Common base of mandatory indicators

### Inventory flows indicator – Resource use indicators

Indicator	Unit	Total	Manu- facturing	Distri- bution	Installation	Use	End of life	Bene- fits
PERE	MJ	9,19E+01	6,94E+01	3,64E-02	5,31E-03	2,23E+01	1,47E-01	-5,76E-02
PERM	MJ	9,99E-01	9,99E-01	0,00E+00	0,00E+00	0,00E+00	0,00E+00	-5,08E-01
PERT	MJ	9,29E+01	7,04E+01	3,64E-02	5,31E-03	2,23E+01	1,47E-01	-5,65E-01
PENRE	MJ	7,03E+02	5,79E+02	4,80E+00	4,78E-02	1,05E+02	1,46E+01	-6,95E-01
PENRM	MJ	1,86E-01	1,86E-01	0,00E+00	0,00E+00	0,00E+00	0,00E+00	0,00E+00
PENRT	MJ	7,04E+02	5,79E+02	4,80E+00	4,78E-02	1,05E+02	1,46E+01	-6,95E-01

PERE = Use of renewable primary energy excluding renewable primary energy resources used as raw materials

PERM = Use of renewable primary energy resources used as raw materials

PERT = Total Use of renewable primary energy resources

PENRE = Use of non-renewable primary energy excluding non-renewable primary energy resources used as raw materials

PENRM = Use of non-renewable primary energy resources used as raw materials

PENRT = Total Use of non-renewable primary energy resources

### Inventory flows indicator – Indicators describing the use of secondary materials, water, and energy resources

Indicator	Unit	Total	Manu- facturing	Distri- bution	Installation	Use	End of life	Bene- fits
SM	kg	0,00E+00	0,00E+00	0,00E+00	0,00E+00	0,00E+00	0,00E+00	0,00E+00
RSF	MJ	0,00E+00	0,00E+00	0,00E+00	0,00E+00	0,00E+00	0,00E+00	0,00E+00
NRSF	MJ	0,00E+00	0,00E+00	0,00E+00	0,00E+00	0,00E+00	0,00E+00	0,00E+00
FW	m <sup>3</sup>	4,22E-01	3,68E-01	4,17E-04	9,89E-05	5,14E-02	2,63E-03	-9,91E-04

SM = Use of secondary material

RSF = Use of renewable secondary fuels

NRSF = Use of non-renewable secondary fuels

FW = Use of net fresh water

### Inventory flows indicator – Waste category indicators

Indicator	Unit	Total	Manu- facturing	Distri- bution	Installation	Use	End of life	Bene- fits
Hazardous waste disposed	kg	5,63E-01	1,10E-02	0,00E+00	0,00E+00	0,00E+00	5,52E-01	0,00E+00
Non- hazardous waste	kg	4,54E-01	2,56E-01	0,00E+00	1,36E-02	0,00E+00	1,84E-01	0,00E+00
Radioactive waste disposed	kg	0,00E+00	0,00E+00	0,00E+00	0,00E+00	0,00E+00	0,00E+00	0,00E+00

STATUS	SECURITY LEVEL	REGISTRATION NUMBER	REV.	LANG.	PAGE
Approved	Public	ABBG-00263-V01.01-EN	1	en	7/11

## Common base of mandatory indicators

### Inventory flows indicator – Output flow indicators

Indicator	Unit	Total	Manu- facturing	Distri- bution	Installation	Use	End of life	Bene- fits
Components for re-use	kg	0,00E+00	0,00E+00	0,00E+00	0,00E+00	0,00E+00	0,00E+00	0,00E+00
Materials for recycling	kg	1,66E+00	1,60E+00	0,00E+00	6,20E-02	0,00E+00	1,34E-03	0,00E+00
Materials for energy recovery	kg	0,00E+00	0,00E+00	0,00E+00	0,00E+00	0,00E+00	0,00E+00	0,00E+00
Exported energy	MJ	0,00E+00	0,00E+00	0,00E+00	0,00E+00	0,00E+00	0,00E+00	0,00E+00

### Inventory flow indicator – other indicators

Indicator	Unit	Total	Manu- facturing	Distri- bution	Installation	Use	End of life	Bene- fits
Biogenic carbon content of the product	kg of C	0,00E+00	-6,15E-03	0,00E+00	0,00E+00	0,00E+00	6,15E-03	0,00E+00
Biogenic carbon content of the associated packaging	kg of C	0,00E+00	-3,43E-02	0,00E+00	3,43E-02	0,00E+00	0,00E+00	0,00E+00

STATUS	SECURITY LEVEL	REGISTRATION NUMBER	REV.	LANG.	PAGE
Approved	Public	ABBG-00263-V01.01-EN	1	en	8/11



## Optional indicators

### Environmental indicators

Indicator	Unit	Total	Manu- facturing	Distri- bution	Installation	Use	End of life	Bene- fits
Total use of primary energy during the life cycle	MJ	7,97E+02	6,49E+02	4,84E+00	5,31E-02	1,27E+02	1,48E+01	-1,26E+00
Emissions of fine particles	incidence of diseases	2,72E-06	2,72E-06	2,46E-06	9,83E-09	3,07E-10	3,83E-08	-3,62E-09
Ionizing radiation, human health	kBq U235 eq.	2,27E+00	1,85E+00	1,35E-03	6,53E-05	4,19E-01	4,43E-03	-2,17E-03
Ecotoxicity (fresh water)	CTUe	1,07E+03	9,90E+02	2,51E+00	1,49E-01	1,49E+01	6,33E+01	-5,33E-01
Human toxicity, carcinogenic effects	CTUh	8,99E-08	8,49E-08	7,48E-11	7,49E-12	2,49E-09	2,39E-09	-7,46E-11
Human toxicity, non-carcinogenic effects	incidence of diseases	2,17E-06	2,03E-06	4,27E-09	3,14E-10	1,15E-07	2,02E-08	-7,50E-10
Impact related to land use/soil quality		3,15E+02	2,89E+02	9,72E-01	3,43E-02	2,23E+01	2,83E+00	-2,54E+00

### Other indicators

Indicator	Unit	Total	Manu- facturing	Distri- bution	Installation	Use	End of life	Bene- fits
Photochemical oxidation	kg C2H4 eq	4,15E-02	4,01E-02	3,98E-05	8,31E-07	1,14E-03	1,49E-04	-1,37E-05
Acidification	kg SO2 eq	3,46E-01	3,17E-01	1,18E-03	2,08E-05	2,53E-02	2,45E-03	-2,12E-04
Eutrophication	kg PO4--- eq	4,82E-02	4,36E-02	2,02E-04	6,13E-06	4,13E-03	3,18E-04	-9,00E-05

STATUS	SECURITY LEVEL	REGISTRATION NUMBER	REV.	LANG.	PAGE
Approved	Public	ABBG-00263-V01.01-EN	1	en	9/11

## Environmental Impact Indicator Glossary


### Impact indicators

Indicator	Description	Distribution
Global warming potential (GWP) - total	Indicator of potential global warming caused by emissions to air contributing to the greenhouse effect. The total global warming potential (GWP-total) is the sum of three sub-categories of climate change. GWP-total = GWP-fossil + GWP-biogenic + GWP- land use and land use change	kg CO <sub>2</sub> eq.
Ozone depletion (ODP)	Emissions to air that contribute to the destruction of the stratospheric ozone layer	kg CFC-11 eq.
Acidification of soil and water (A)	Acidification of soils and water caused by the release of certain gases to the atmosphere, such as nitrogen oxides and sulphur oxides	H+ eq.
Eutrophication (E)	Indicator of the contribution to eutrophication of water by the enrichment of the aquatic ecosystem with nutritional elements, e.g. industrial or domestic effluents, agriculture, etc. This indicator is divided to three: freshwater, marine and terrestrial.	kg P eq., kg N eq., mole N eq.
Photochemical ozone creation (POCP)	Indicator of emissions of gases that affect the creation of photochemical ozone in the lower atmosphere (smog) because of the rays of the sun.	kg NMVOC eq.
Depletion of abiotic resources – elements (ADPe)	Indicator of the depletion of natural non-fossil resources	kg Sb eq.
Depletion of abiotic resources – fossil fuels (ADPF)	The use of non-renewable fossil resources in an unsustainable way (e.g. from material to waste)	MJ (lower heating value)
Water Deprivation potential (WDP)	Deprivation-weighted water consumption. Assesses the potential of water deprivation, to either humans or ecosystems, building on the assumption that the less water remaining available per area, the more likely another user will be deprived.	m <sup>3</sup> eq. depr.

### Resource use indicators

Indicator	Description	Distribution
Total use of primary energy	Total use of non-renewable primary energy resources (primary energy and primary energy resources used as raw materials) + Total use of renewable primary energy resources (primary energy and primary energy resources used as raw materials)	MJ (lower heating value)

STATUS	SECURITY LEVEL	REGISTRATION NUMBER	REV.	LANG.	PAGE
Approved	Public	ABBG-00263-V01.01-EN	1	en	10/11

Registration number: <b>ABBG-00263-V01.01-EN</b>	Drafting Rules: <b>PCR-ed4-EN-2021 09 06</b>
	<b>Supplemented by: PSR-0005-ed3-EN-2023 06 06</b>
Verifier accreditation number: <b>VH44</b>	Information and reference documents: <b>www.pep-ecopassport.org</b>
Date of issue: <b>10/06/2024</b>	Validity period: <b>5 years</b>
<b>Independent verification of the declaration and data, in compliance with ISO 14025: 2006</b>	
<b>Internal:</b> <input type="radio"/>	<b>External:</b> <input checked="" type="radio"/>
The PCR review was conducted by a panel of experts chaired by Julie Orgelet (DDemain)	
PEP are compliant with XP C08-100-1:2016 and EN 50693:2019 or NF E38-500:2022 The elements of the present PEP cannot be compared with elements from any other program.	
Document in compliance with ISO 14025: 2006 "Environmental labels and declarations. Type III environmental declarations"	

STATUS	SECURITY LEVEL	REGISTRATION NUMBER	REV.	LANG.	PAGE
Approved	Public	ABBG-00263-V01.01-EN	1	en	11/11