






Non-Metallic Systems

PRSS High Specification Braided Conduit



Technical Characteristics

Conforms to BSI Kitemark KM-35161
 Low voltage directive
 Lloyd's Register of Shipping Type Approval
 NFF 16-101/2 I2, F1
 Deutsche Bahn S4, SR2, ST2—FED 30min = 0.443
 EN45545-2 HL3

Approvals and Standards     

Degree of mechanical protection High flexibility, Medium fatigue life

Degree of protection IP40 - N/A
 IP65 - N/A
 IP66 - Hi-Spec Type A & B
 IP67 - Hi-Spec Type A & B
 IP68 - N/A
 IP69k - N/A



UV protection Very High

Finish Stainless Steel Braided

Application Indoors / Outdoors - EMI Screen and / or abrasion resistance

Normal operating temperature range	Application	Min Temp	Max Temp
	Static	- 40°C	+120°C
	Dynamic	- 5°C	+120 °C

For use with - Fitting range Hi - Spec Type [A](#) & [B](#)

Fire performance	Test Standard	Performance Rating	
	BS6853	Class 2	Self Extinguishing & Halogen Free
	NF F16-101	I2 / F2	
	EN45545-2	HL3	
	DIN 5510-2	S4 SR2 ST2	
	UL94	V0	

Testing data [Click](#) or See pages [3](#) & [4](#)

Type of material Modified Polyamide 6 (Nylon) - flame retardant - heat stabilised featuring a Stainless Steel 316 overbraid.

Image



Non-Metallic Systems

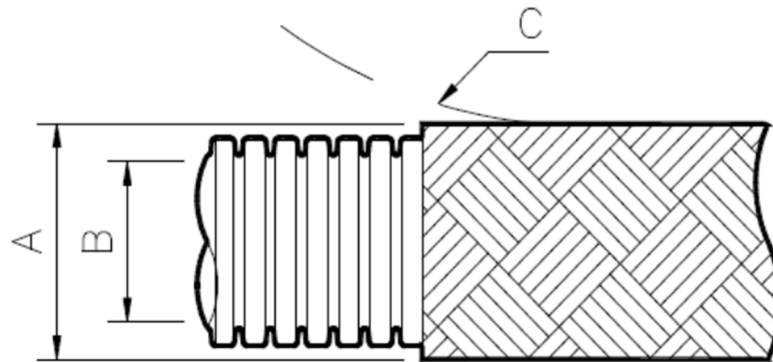
PRSS High Specification Braided Conduit



Technical & Dimensional Data

Part No.	Conduit Size			Dimensions				Average Weight (KG/100m)
	Nominal Conduit Size	NW Conduit Size	Conduit Pitch	(A) Outside Diameter	(B) Inside Diameter	(C) Min. Bend Radius	Reel Length (m)	
PRFSS16	16mm	13	Fine	17.2mm	11.7mm	35mm	50	3.8
PRCSS21	21mm	17	Coarse	23.6mm	16.6mm	45mm	50	6.0
PRCSS28	28mm	23	Coarse	30.0mm	21.7mm	55mm	50	10.0
PRCSS34	34mm	29	Coarse	36.0mm	27.7mm	70mm	50	14.0
PRCSS42	42mm	36	Coarse	43.5mm	35.1mm	85mm	25	16.5
PRCSS54	54mm	48	Coarse	56.5mm	46.6mm	110mm	25	23.5

To order, quote part number & reel length, e.g PRCSS21/50M

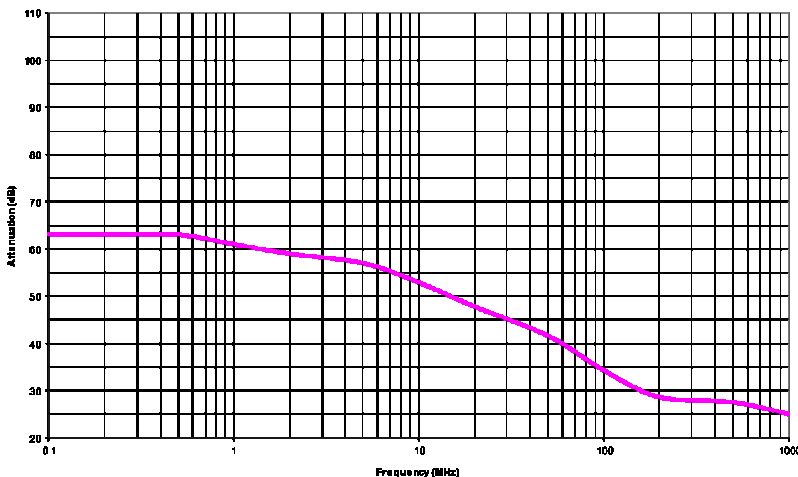


The graph to the right shows the results of PKFSTC21 screened conduit, with its appropriate fittings, tested by ERA technology, to IEC60096/2:93 (radio frequency cables part 1). Tests measured attenuation in decibels (dB) over the frequency range covered by the EMC directive, 0.1 to 1000MHz.

For Applications where electromagnetic interference is of particular concern, Adaptaflex have classified suitable conduit systems by means of symbols.

These are related in an ascending scale of performance as outlined in this explanation.

EMI Screening effectiveness of PRSS conduit



- | Symbol | Screen level | Explanation |
|--------|---|---|
| | 40db @ 100MHz
Standard EMI Screen | Standard EMI Screen
(Products featuring a Stainless Steel overbraid) |
| | 60db @ 100MHz
Enhanced EMI Screen | Enhanced EMI Screen
(Products featuring a Galvanised Steel overbraid) |
| | 75db @ 100MHz
High EMI Screen | High EMI Screen
(Products featuring a tinned copper overbraid) |

Non-Metallic Systems

PRSS High Specification Braided Conduit



BS EN 61386 Classification

	Fitting	Compression	Impact	Min temp	Max temp	bending	electrical	IP solids	IP water	Corrosion	Tensile	Non-flame Propogating	Suspended load
PRSS	PBF/PBC	2	4	2	4	4	1	6	7	-	3	1	0

Mechanical Properties

Test Type	Methods / Standards	Requirements	Value
Crush Strength	IEC61386	<25% crush >90% recovery	>320N
Tensile Strength	IEC61386	Pull off of fitting minimum value	>500N
Impact Strength @-5°C	IEC61386	No Cracks <20% deformation min value	>6.0J
Impact Strength @23°C	IEC61386	No Cracks <20% deformation min value	>20J
Dynamic Bend radius @-5 °C	IEC61386	5000 cycles minimum	4xOD

Thermal Properties

Test Type	Methods / Standards	Requirements	Value
Minimum Temp	Dynamic IEC61386	Dynamic 5000 cycles	-5°C
Maximum Short Term Temp	IEC61386	Dynamic 3000 hours, 5000 cycles	150°C
Minimum Static Temp	IEC61386	Permanent Use (30,000) Hours	-40°C
Maximum Static Temp	IEC61386	Permanent Use (30,000) Hours	120°C
Cold Bend @ -40 °C	NFR13-903	2xOD	Pass

Chemical Resistance Chart

Key:	Green	Yellow	Red	Black
Suitable :	●	●	●	●
Limited Suitability :	●	●	●	●
Unsuitable :	●	●	●	●
Not Tested :	●	●	●	●

● Astm No.1	● Diesel oil	● Methyl Bromide	● Sulphur Dioxide (Gas)
● Astm No.2	● Diethylamine	● MEK	● Sulphuric Acid (10%)
● Astm No.3	● Ethanol	● Nitric Acid (10%)	● Sulphuric Acid (70%)
● Acetic Acid (10%)	● Ether	● Nitric Acid (70%)	● Toluene
● Acetone	● Ethylamine	● Oxalic Acid	● Transformer Oil
● Aluminium Chloride	● Ethylene Glycol	● Ozone (Gas)	● 1,1,1-Trichloroethane
● Aniline	● Ethyl Ethanoate	● Paraffin oil	● Trichloroethylene
● Benzaldehyde	● Freon 32	● Petrol	● Turpentine
● Benzene	● Hydrochloric Acid (10%)	● Phenol	● Vegetable Oil
● Carbon tetrachloride	● Hydrochloric Acid (36%)	● Sea Water	● Vinyl Acetate
● Chlorine water	● Hydrogen Peroxide (35%)	● Silver Nitrate	● Water
● Chloroform	● Hydrogen Peroxide (87%)	● Skydrol	● White Spirit
● Citric Acid	● Lactic Acid	● Sodium Chloride	● Zinc Chloride
● Copper Sulphate	● Lubricating oil	● Sodium Hydroxide (10%)	
● Cresol	● Methanol	● Sodium Hydroxide (60%)	

The information above is given as a guide only and is based on published technical data and experience. The chemical resistance of the above products is dependant on factors such as chemical exposure, concentration of the chemical and temperature. The above chemicals are valid for a temperature of 23°C. Use of the above table is at the users own discretion and risk. Those using it must satisfy themselves that their application presents no health and safety risks. The end user should assess compatibility with their application and contact Thomas & Betts for further information.

ADHERENCE TO THE CURRENT WIRING REGULATIONS BS7671 OR NEC WIRING REGULATIONS (FOR USA) IS STRONGLY ADVISED.

MINIMUM BEND RADIUS FOR FLEXING IS DEPENDANT UPON MINIMUM TEMPERATURE, BENDING FREQUENCY AND CHEMICAL ENVIRONMENT.

Cable Management Products Ltd.

CMG House - Station Road - Coleshill - B46 1HT - United Kingdom
 Tel: +44(0)1675 468 222 - Fax: +44(0)1675 464 930

Technical Support e-mail: cmg.conduitsystems@abb.com - www.adaptaflex.co.uk

Non-Metallic Systems

PRSS High Specification Braided Conduit



Flammability

Test Type	Method / Standard	Requirement	Result	Unit
Oxygen Index	ISO 4589-2	% Oxygen to support combustion >34%	34.3	%
Glow Wire Rating	IEC 60695	No Ignition to Extinguish with 30s	850	°C
Flammability	UL94	Vertical (V0) or Horizontal (HB)	V0	HB/V0
Flammability	IEC 61386	Self Extinguishing - Vertical Burn	2	Seconds
Ignition Rating	NF F16-101/2	Glow Wire & oxygen index	I2	-
Ignition Rating	DIN 5510-2	Classification to DIN 54837	S4 SR2 ST2	-





Smoke

Test Type	Method / Standard	Requirement	Result	Unit
Smoke Density	NF X 10.702	D Max	111	Pass
Smoke Density	BS6853:1999	A ₀ <0.02	0.006	A ₀
Smoke Density	ISO 5659-2	Ds Max <150	138	
Smoke Density	NF X 10.702	Vos ₄	90.5	Pass

Toxicity

Test Type	Method / Standard	Requirement	Result	Unit
Halogen Free	LUL	<0.5%	Pass <0.1%	Yes/No
Phosphorous Free	LUL	<0.5%	Pass <0.1%	Yes/No
Sulphur free	LUL	<0.5%	Yes	Yes/No
Toxicity	BS6853 D8.3	R	3.21	R
Toxicity	EN 45545-2	CIT _{NLP} <0.75 (R22)	0.68	

Fire Performance Overview

Property	Low Fire Hazard	Enhanced Low Fire Hazard	Super Low Fire Hazard	Inherent Low Fire Hazard
				
Property	LFH	EFLH	SLFH	ILFH
Oxygen Index ISO4589	32% ≥ OI ≥ 28%	OI ≥ 32%	OI ≥ 32%	Inherent Low Fire Hazard i.e
BS6853 Smoke Density 3m ³	0.02 ≤ A ₀ ≤ 0.03	0.0005 ± A ₀ ≤ 0.02	A ₀ ≤ 0.005	Type , S, SS
Zero Halogen	✓	✓	✓	Metallic Conduit & Fittings
Zero Phosphorus	✓	✓	✓	
Zero Sulphur	✓	✓	✓	
NFF16-102	I3F2	I2F2	I2F1	
EN45545-2	HL2	HL3	HL3	

Pre Test Conditions

Duration	Standard	Temperature	Relative Humidity
168 (Hours)	EN50086/IEC61386	23 (°C)	50 (%)

Cable Management Products Ltd.

CMG House - Station Road - Coleshill - B46 1HT - United Kingdom

Tel: +44(0)1675 468 222 - Fax: +44(0)1675 464 930

Technical Support e-mail: cmg.conduitsystems@abb.com - www.adaptaflex.co.uk