
TECHNICAL DATA

Intrusion Alarm Systems

TD-C 1.1

Gas Detector with Relay Contact



Product description

This Gas Detector is designed to monitor residential and commercial rooms. It can be used as a standalone device, or connected to the inputs of ABB intrusion and fire alarm control panels or ABB i-bus® KNX devices. It requires an external power supply. The detector is also highly sensitive to combustible gases. It is suitable for monitoring combustible gases such as propane, methane and butane, as well as acetylene, city gas and natural gas.

Mounting

First, remove the housing cover (release the snap-in anchor using a small screwdriver). Next, open the cable feed-throughs in the housing base, and screw the base into place. Finally, connect the installation and connecting cables, secure the cables with tie-wraps for strain relief, and fit the cover.

The detector is suitable for wall or ceiling mounting.

Alarms and LED displays	
Green LED	Ready to operate state
Red LED + acoustic signal	Permissible gas concentration exceeded; the alarm is triggered when 20% of the lower explosion limit (LEL) is reached
Red LED + 30 s alarm	Sensor element heating

Measures when an alarm is triggered

- Open windows and doors
- Do not switch electrical equipment on or off
- Close the gas shut-off valve
- Notify the gas supply company or installer

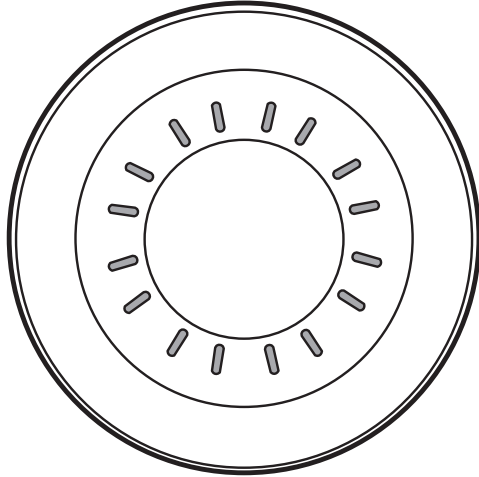
Gas Detectors should not be installed

- in small, enclosed rooms (e.g., in a cabinet or behind a curtain)
- directly above a drain or near a fume extractor
- near a door or window
- in areas subject to high levels of humidity, steam or dust

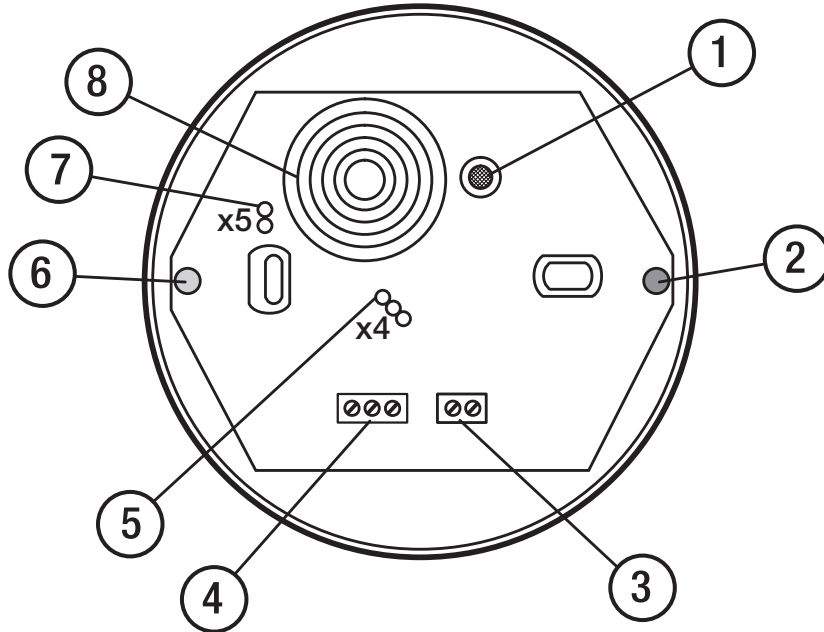
— CAUTION

The Gas Detector is not approved for use in hazardous areas subject to a risk of explosion.

Overview



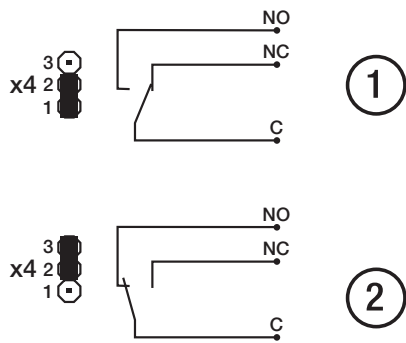
Connection



—
LEGEND

- 1 Gas sensor
- 2 Operation LED (green)
- 3 Power supply connection
- 4 Relay contact output
- 5 Relay operation jumper
- 6 Alarm LED (red)
- 7 Buzzer jumper
- 8 Buzzer

Relay operation



LEGEND

- 1 Normal relay operation
(picks up in case of an alarm)
- 2 Reverse relay operation
(drops out in case of an alarm)

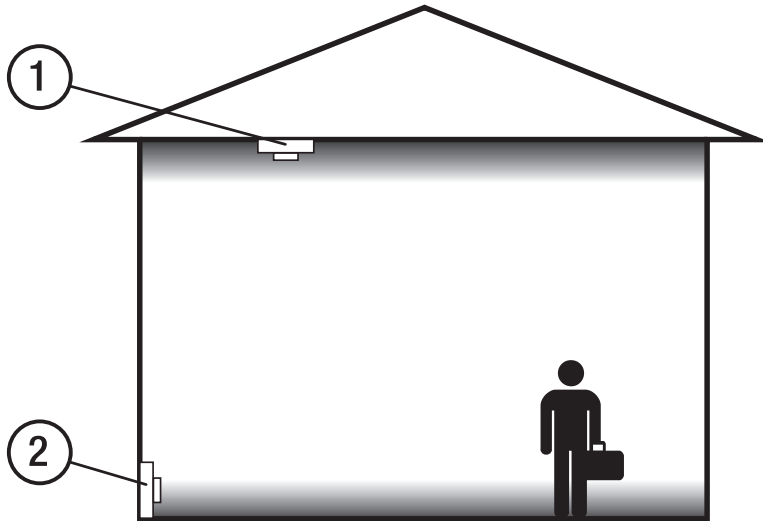
Buzzer operation



LEGEND

- 1 Jumper closed: buzzer active during alarm
- 2 Jumper open: buzzer inactive during alarm

Mounting location



—
LEGEND

- 1 Light gas
- 2 Heavy gas

Technical data	
Voltage (U _n)	12/24 V DC/AC
Voltage range (U _n)	9...27 V DC
Max. current	< 70 mA
Alarm contact type	Changeover relay, 250 V AC, 5 A
LEDs	1 Alarm (red) 1 Standby (green)
Sensitivity	20 % of the explosion limit (propane)
Size	Ø 114 mm x 47 mm
Color	White
Temperature range	-10°C ... +40°C
Degree of protection	IP20
Environmental class	II (VdS 2110)
Weight	120 g
Atmospheric pressure	Atmosphere up to 2,000 m
Maximum air humidity	93 %, no condensation allowed

Ordering details					
Device type	Product name	Order no.	bbn 40 13614 EAN	Weight 1 pc. [kg]	Packaging [pcs.]
TD-C 1.1	Gas Detector with Relay Contact	2CDG220023R0011	55241 0	0.167	1




ABB STOTZ-KONTAKT GmbH
Eppelheimer Straße 82
69123 Heidelberg, Germany
Telefon: +49 (0)6221 701 607
Telefax: +49 (0)6221 701 724
E-Mail: knx.marketing@de.abb.com

Further Information and Local Contacts:
www.abb.com/knx

© Copyright 2019 ABB. We reserve the right to make technical changes or modify the contents of this document without prior notice. With regard to purchase orders, the agreed particulars shall prevail. ABB AG does not accept any responsibility whatsoever for potential errors or possible lack of information in this document. We reserve all rights in this document and in the subject matter and illustrations contained therein. Any reproduction, disclosure to third parties or utilization of this contents - in whole or in parts - is forbidden without prior written consent of ABB AG.