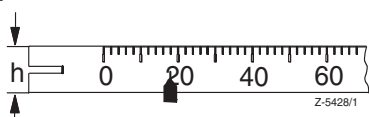
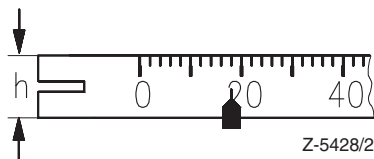
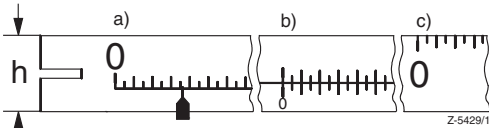


Data Sheet 10/43-3.15-EN

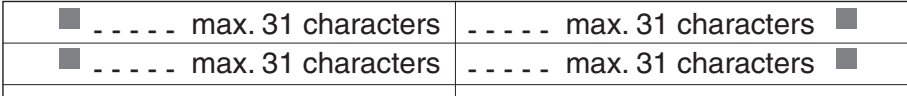
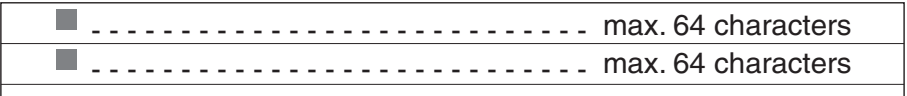

Continuous-line Recorder LineMaster 300
Continuous-line Recorder Minicomp MK
Consumables and accessories

Ordering information					
		Catalog No.	Code		
Scales					
Scale for LineMaster 34. and Minicomp MK 4. Character height 2 mm (scale height 5 mm) without graduation (start and end marked) with graduation as specified (clear text)		0319171V-	3 4 0 3 4 2		
Scale for LineMaster 33. and Minicomp MK 3. Character height 3 mm (scale height 7.5 mm) without graduation (start and end marked) with graduation as specified (clear text)		0319149V-	3 0 1 3 0 3		
Scale for LineMaster 32. and Minicomp MK 2. (scale height 13.4 mm) without graduation (start and end marked) with graduation as specified, character height 5 mm (clear text) or with 1st graduation as specified, char. height 3 mm (clear text) with 2nd graduation as specified, char. height 2 mm (clear text) or with one graduation as specified, char. height 8 mm (clear text)		0319148V-	3 0 1 3 0 3 3 0 6 3 0 9 3 1 2		
Scale plate					
 <p>for LineMaster 34.. and Minicomp MK 4. Character height: 3 mm, only 1 graduation possible h = 5 mm</p>		 <p>for LineMaster 33.. and Minicomp MK 3. Character height: 3 mm, only 1 graduation possible h = 7.5 mm</p>			
 <p>for LineMaster 32.. and Minicomp MK 2. Character height: a) 5 mm (normal); b) 3 mm + auxiliary graduation; c) 8 mm h = 13.4 mm</p>					
Ruler for LineMaster 200 and Minicomp LK		1882197V-			
Graduation as specified (clear text)			4 1 2		

The three-digit Code-Numbers should be appended to the Catalog Number - separated by a slash

**Continuous-line Recorder LineMaster 300, Minicomp MK
Consumables and Accessories**

10/43-3.15 EN

Ordering information					
		Catalog No.	Code		
Tag name plate					
for Minicomp MK 21, 22, 31, 32, 41, 42 (max. 64 characters)		0319177V-			
for Minicomp MK 33, 43, 44 and MK ..D (max. 31 characters)		0319176V-			
Label as specified (Character height 3 mm)					
for measuring channel blue	(clear text)		5	7	5
for measuring channel red	(clear text)		5	7	8
for measuring channel green	(clear text)		5	8	2
for measuring channel violet	(clear text)		5	7	2
 <p>Tag name plate for Minicomp MK old (0319176V-)</p>  <p>Tag name plate for Minicomp MK old (0319177V-)</p>					
Tag name plate					
(Character height 3 mm)					
for Minicomp MK with metal-framed door		0319687V-			
for Minicomp MK with moulded door		0319688V-			
for LineMaster 300 with metal-framed door		0319798V-			
for LineMaster 300 with moulded door		0319799V-			
Label as specified					
for measuring channel violet	(clear text)		5	7	2
for measuring channel blue	(clear text)		5	7	5
for measuring channel red	(clear text)		5	7	8
for measuring channel green	(clear text)		5	8	2
 <p>Tag name plate for LineMaster 300 and Minicomp MK</p>					

The three-digit Code-Numbers should be appended to the Catalog Number - separated by a slash

Ordering information			
	Catalog No.		
Fibre-tip insert			
for recorder version without printer channel for LineMaster 34. and Minicomp MK 4. blue red green violet for LineMaster 33. and Minicomp MK 3. blue red green for LineMaster 32. and Minicomp MK 2. blue red	43482-0319133 43482-0319132 43482-0319131 43482-0319134 43482-0319165 43482-0319167 43482-0319168 43482-0319165 43482-0319166		
for recorder version with printer channel for LineMaster 34.P and Minicomp MK 4.D blue red green for LineMaster 33.P and Minicomp MK 3.D blue red for LineMaster 32.P and Minicomp MK 2.D blue	43482-0319133 43482-0319132 43482-0319131 43482-0319195 43482-0319196 43482-0319197		
Ink head (the same for all versions "with printer channel") violet	43481-0319135		
Bag with bus terminal resistors $R_u = 390 \Omega$; $R_d = 390 \Omega$; $R_t = 150 \Omega$	43483-0745641		
RS 485 adapter cable (0.3 m) for Minicomp MK	43483-0319226		
RS 232 C connecting cable (approx. 2.5 m) for Minicomp MK	43483-0319228		

The three-digit Code-Numbers should be appended to the Catalog Number - separated by a slash

Continuous-line Recorder LineMaster 300, Minicomp MK Consumables and Accessories

10/43-3.15 EN

Ordering information			
	Catalog No.		
PARALINE 300 parameter definition program¹⁾ for LineMaster 300	43495-3601086		
PARALINE MK parameter definition program Version 1.²⁾ for Minicomp MK for firmware version up to 1.27	43495-3100438		
PARALINE MK parameter definition program version 2.³⁾ for Minicomp MK for firmware version up to 2.25 with conversion program for data sets from PARALINE version 1.x to version 2.x matching firmware version 2.25 or higher)	43495-3100439		
Adapter set⁴⁾	43083-0745566		

¹⁾ User guidance in German, English and French

Hardware preconditions:

Processor	80486 or higher
Operating system	Windows version 3.1x or Windows 95/98/NT
Free working memory, min.	at least 4 MByte RAM (8 MByte recommended)
Hard disc	4 MByte free storage capacity
Disc drive 3.5 inch.	storage density 1.44 MByte for installation (disc operation not possible)
For graphics mode	VGA card or better
Mouse	required
Serial interface	RS 232C or RS 485 to COM1/2/3/4 (UART with FIFO required)

²⁾ User guidance in German, English and French

Hardware preconditions:

Operating system DOS	DOS as from version 3.20
Free working memory, min.	510 KByte
Diskette drive 3.5 inch.	storage density at least 720 kByte
For graphics mode	VGA card
Serial interface	RS 232C or RS 485 to COM1 or COM2
Printer optionally on	LPT1...LPT3

³⁾ User guidance in German, English and French

Hardware preconditions:

Operating system DOS	DOS as from version 3.20
Free working memory, min.	540 KByte
Diskette drive 3.5 inch.	storage density at least 1.44 MByte
For graphics mode	VGA card
Serial interface	RS 232C or RS 485 to COM1 or COM2
Printer optionally on	LPT1...LPT3

⁴⁾ Consisting of:

- RS 232/RS 485 adapter
- Mains unit to RS 232/RS 485 adapter
- Connection cable (3 m), with plugs at both ends
- Adapter 9-pin to 25-pin

Contact us

ABB Ltd.

Process Automation

Howard Road, St. Neots
Cambridgeshire, PE19 8EU
UK

Phone: +44 (0)1480 475321

Fax: +44 (0)1480 217948

ABB Inc.

Process Automation

125 E. County Line Road
Warminster PA 18974
USA

Phone: +1 215 674 6000

Fax: +1 215 674 7183

ABB Automation Products GmbH

Process Automation

Borsigstr. 2
63755 Alzenau
Germany

Phone: +49 551 905-534

Fax: +49 551 905-555

www.abb.com

Note

We reserve the right to make technical changes or modify the contents of this document without prior notice. With regard to purchase orders, the agreed particulars shall prevail. ABB does not accept any responsibility whatsoever for potential errors or possible lack of information in this document.

We reserve all rights in this document and in the subject matter and illustrations contained therein. Any reproduction, disclosure to third parties or utilization of its contents – in whole or in parts – is forbidden without prior written consent of ABB.

Copyright© 2011 ABB

All rights reserved

3KXR091104R1001

10/43-3.15-EN 01.2011 |