

DEH-41430 Installation Instructions

EntelliGuard® G Circuit Breaker Accessories

Back Connected Terminations for Cassette

Back Connected Terminations Cassette Envelope 1 & 2 (Up to 1600A)

Terminal assemblies are supplied with the EntelliGuard breaker.

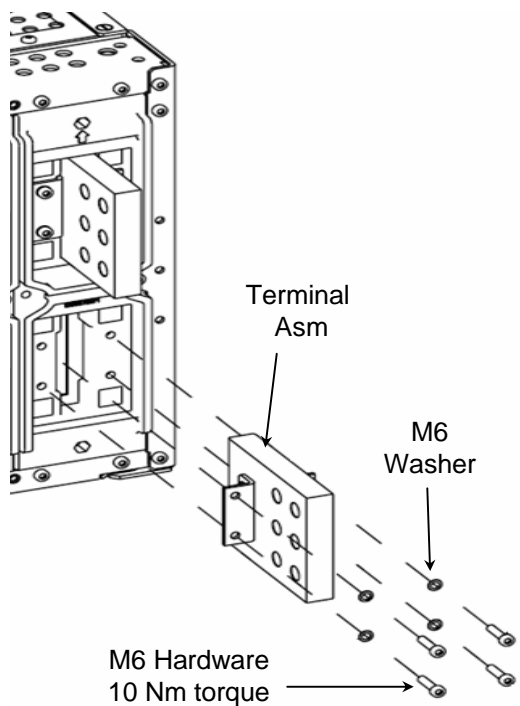


Fig A. Back Connected Termination assembly up to 1600 Amperes (ANSI / UL)

Table 1: Back Connected Terminations Catalog numbers

Envelope Size	Catalog #	TYPE
Envelope 1	GBB216TBBC3	3 pole
	GBB216TBBC4	4 pole
Envelope 2	GBB216TBBC3	3 pole
	GBB216TBBC4	4 pole



WARNING: Before installing any accessories, turn the breaker OFF, disconnect it from all voltage sources, and discharge the closing springs.



AVERTISSEMENT: Avant d'installer tout accessoire, mettre le disjoncteur en position OFF, le déconnecter de toute tension d'alimentation, et décharger les ressorts d'armement

Back Connected Terminations Assembly Procedure:

1. Turn the breaker off and discharge the closing springs by depressing the OFF and ON buttons in the sequence OFF-ON-OFF. Verify that the breaker OFF-ON indicator shows OFF on a green background and that the charge indicator shows DISCHARGE on a white background. If installing in a draw-out type breaker remove breaker from cassette before continuing.
2. Assemble the top and bottom rear vertical terminal assemblies to the cassette back terminal support as shown in Fig A.
3. Terminal assemblies to be tightened with M6 hardware as shown in fig A, to 10 Nm (7.38 ft-lbs) torque.
4. Assemble the remaining rear terminal assemblies similarly on all the poles to populate 3 pole / 4 pole breaker fig B & C.
5. The bus bars to be supported within 200mm distance and tightened to 50Nm (36.9 ft-lbs) torque.

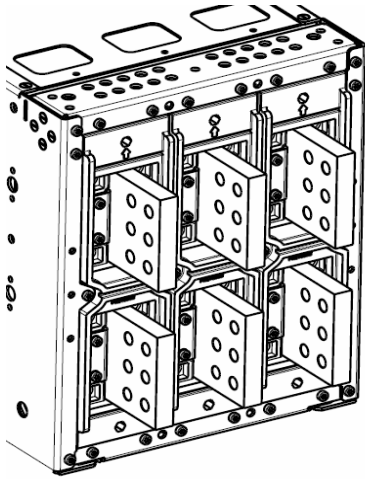


Fig B. Envelope 1 & 2, 1600A 3 Pole

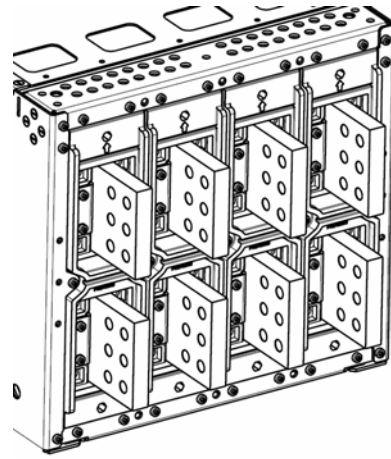


Fig C. Envelope 1 & 2, 1600A 4 Pole

These instructions do not cover all details or variations in equipment nor do they provide for every possible contingency that may be met in connection with installation, operation, or maintenance. Should further information be desired or should particular problems arise that are not covered sufficiently for the purchaser's purposes, the matter should be referred to the ABB Inc.

—
ABB Inc.
305 Gregson Drive
Cary, NC 27511.
electrification.us.abb.com

—
We reserve the right to make technical changes or modify the contents of this document without prior notice. With regard to purchase orders, the agreed particulars shall prevail. ABB Inc. does not accept any responsibility whatsoever for potential errors or possible lack of information in this document.

We reserve all rights in this document and in the subject matter and illustrations contained therein. Any reproduction or utilization of its contents – in whole or in parts – is forbidden without prior written consent of ABB Inc.
Copyright© 2019 ABB
All rights reserved