



10102078P1 Installation Instructions

Handle Padlocking Device

For Types THQB-GF, THQC-GF, THQL-GF Circuit Breakers
Catalog No.

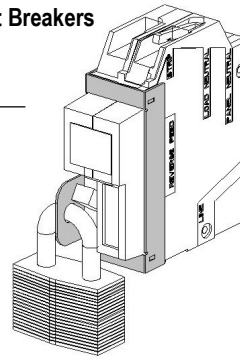
THQGFPLD1

INSTALLATION INSTRUCTIONS:
Snap unit over raised handle section
on front of breaker. Align padlock tab
next to breaker handle as shown in
picture.

Note: Use padlock with a 1/4 inch Shackle

GE Consumer & Industrial

©2007 General Electric Company



10102078P1



10102078P1 Installation Instructions

Handle Padlocking Device

For Types THQB-GF, THQC-GF, THQL-GF Circuit Breakers
Catalog No.

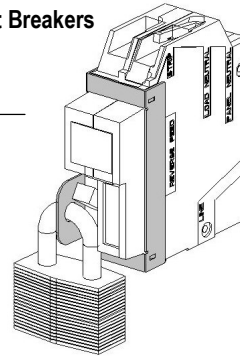
THQGFPLD1

INSTALLATION INSTRUCTIONS:
Snap unit onto raised handle section
on front of breaker. Align padlock tab
next to breaker handle as shown in
picture.

Note: Use padlock with a 1/4 inch Shackle

GE Consumer & Industrial

©2007 General Electric Company



10102078P1



10102078P1 Installation Instructions

Handle Padlocking Device

For Types THQB-GF, THQC-GF, THQL-GF Circuit Breakers
Catalog No.

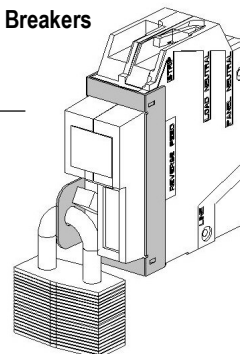
THQGFPLD1

INSTALLATION INSTRUCTIONS:
Snap unit onto raised handle section
on front of breaker. Align padlock tab
next to breaker handle as shown in
picture.

Note: Use padlock with a 1/4 inch Shackle

GE Consumer & Industrial

©2007 General Electric Company



10102078P1