

CARLON JUNCTION MOLDED NON-METALLIC BOX

PEP ecopassport®

Carlton PVC Junction Boxes E987NR



Product Environmental Profile - PEP Ecopassport.
Document in compliance with ISO 14025: 2006 "Environmental labels and declarations. Type III environmental declarations"

ORGANIZATION		CONTACT INFORMATION			
ABB Installation Products Inc.		grayson.gardner1@us.abb.com			
ADDRESS		WEBSITE			
200 Challenger Dr. Portland, TN 37148		https://global.abb/group/en			
STATUS	SECURITY LEVEL	REGISTRATION NUMBER	REV.	LANG.	PAGE
Approved	Public	ABBG-00899-V01.01-EN	1	en	1/12



ABB Purpose & Embedding Sustainability

ABB is committed to continually promoting and embedding sustainability across its operations and value chain, aspiring to become a role model for others to follow.

With its ABB Purpose, ABB is focusing on reducing harmful emissions, preserving natural resources and championing ethical and humane behavior.



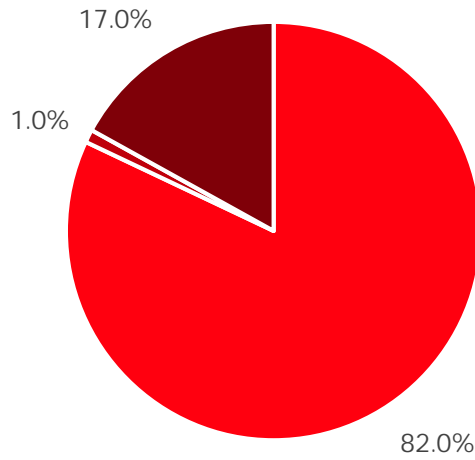
General Information

Reference product	E987NR Catalog description: 4 X 4 X 4 in PVC Junction Box PSR product category: Cable Management Solutions PSR product family: Floor boxes Standards: unspsc 39121332
Description of the product	Molded Junction Box, Length 4 Inch x Width 4 Inch x Depth 4 Inch, Material PVC, Color Gray
Functional unit	Connect a workstation remote from the wall to the energy and communication networks for 20 years, via 4 X 2P wiring accessories.
Other products covered	The PL-243 Carlon junction boxes covered in this EPD are offered in 28 sizes. In total, the Carlon junction boxes covered in this EPD contains 6 unique product catalog numbers. The other products can be seen in the extrapolation section.

STATUS	SECURITY LEVEL	REGISTRATION NUMBER	REV.	LANG.	PAGE
Approved	Public	ABBG-00899-V01.01-EN	1	en	2/12



Constituent Materials



■ Plastics 346.86 g ■ Metals 4.23 g ■ Others 71.91 g

Total weight of Reference product with packaging

423

g

Plastics as % of weight		Metals as % of weight		Others as % of weight	
Name and CAS number	Weight%	Name and CAS number	Weight%	Name and CAS number	Weight%
Polyvinyl Chloride	82.0	Steel	1.0	Cardboard	11.0
-	-	-	-	Pallet (wood)	5.0
-	-	-	-	Silicone	1.0

STATUS	SECURITY LEVEL	REGISTRATION NUMBER	REV.	LANG.	PAGE
Approved	Public	ABBG-00899-V01.01-EN	1	en	3/12



Additional Environmental Information

Manufacturing	Carlton junction boxes are manufactured via injection molding for PVC components and foam in place machining for foam components. Screws are machined.
Distribution	Distribution scenario has been modelled considering ABB average market for the product. Carlton fittings product family delivery scenario includes truck, train and ship transportation scenarios.
Installation	The installation of junction boxes is performed manually, no environmental burdens are associated to this phase besides the disposal or recycling of the product packaging.
Use	No maintenance operations needed during product lifetime. Additionally, the product has no energy consumption.
End of life	Incineration at end-of-life is assumed per product category rules guidelines.
Benefits and loads beyond the system boundaries	Not considered or evaluated.

STATUS	SECURITY LEVEL	REGISTRATION NUMBER	REV.	LANG.	PAGE
Approved	Public	ABBG-00899-V01.01-EN	1	en	4/12



Environmental Impacts

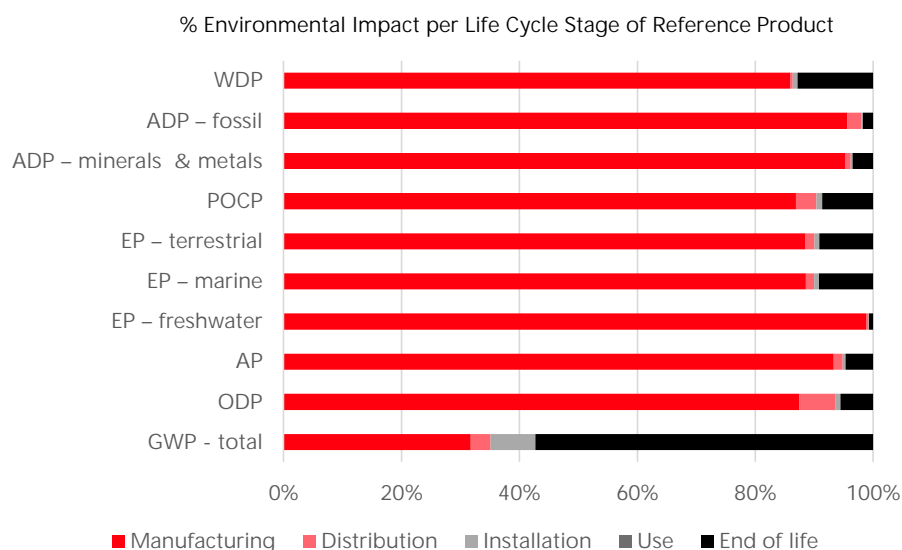
Reference lifetime	20 years
Product category	Cable Management Solutions PSR product category: Cable Management Solutions. PSR product family: Floor Boxes.
Installation elements	No installation materials or energy
Use scenario	No energy or water in use scenario
Geographical representativeness	North America
Technological representativeness	Represents the PL-243 Carlon Junction Boxes type E
Software and database used	SimaPro 9.6.0.1, ecoinvent 3.10

Energy model used

Manufacturing	ecoinvent 3.10, US-SERC
Installation	ecoinvent 3.10
Use	ecoinvent 3.10
End of life	ecoinvent 3.10

STATUS	SECURITY LEVEL	REGISTRATION NUMBER	REV.	LANG.	PAGE
Approved	Public	ABBG-00899-V01.01-EN	1	en	5/12

Common base of mandatory indicators



Environmental impact indicators

Indicator	Unit	Total	Manu- facturing	Distribution	Installation	Use	End of life	Benefits
GWP-total	kg CO ₂ eq.	1.50E+00	4.76E-01	5.08E-02	1.13E-01	0.00E+00	8.60E-01	ND
GWP-fossil	kg CO ₂ eq.	1.47E+00	5.55E-01	5.08E-02	8.92E-03	0.00E+00	8.60E-01	ND
GWP-biogenic	kg CO ₂ eq.	2.41E-02	-8.05E-02	6.50E-06	1.05E-01	0.00E+00	9.37E-05	ND
GWP-luluc	kg CO ₂ eq.	1.65E-03	1.65E-03	1.70E-06	4.52E-07	0.00E+00	4.75E-06	ND
GWP-fossil = Global Warming Potential fossil fuels GWP-biogenic = Global Warming Potential biogenic GWP-luluc = Global Warming Potential land use and land use change								
ODP	kg CFC-11 eq.	1.24E-08	1.09E-08	7.61E-10	1.01E-10	0.00E+00	6.90E-10	ND
ODP = Depletion potential of the stratospheric ozone layer								
AP	H+ eq.	4.65E-03	4.33E-03	7.16E-05	2.28E-05	0.00E+00	2.19E-04	ND
AP = Acidification potential, Accumulated Exceedance								
EP-freshwater	kg P eq.	3.11E-05	3.07E-05	1.27E-07	2.56E-08	0.00E+00	2.29E-07	ND
EP-marine	kg N eq.	1.04E-03	9.21E-04	1.47E-05	8.65E-06	0.00E+00	9.54E-05	ND
EP-terrestrial	mol N eq.	1.08E-02	9.55E-03	1.62E-04	9.07E-05	0.00E+00	9.85E-04	ND
EP-freshwater = Eutrophication potential, fraction of nutrients reaching freshwater end compartment EP-marine = Eutrophication potential, fraction of nutrients reaching marine end compartment EP-terrestrial = Eutrophication potential, Accumulated Exceedance								
POCP	kg NMVOC eq.	3.28E-03	2.85E-03	1.15E-04	3.03E-05	0.00E+00	2.84E-04	ND
POCP = Formation potential of tropospheric ozone								
ADP-minerals & metals	kg Sb eq.	3.69E-07	3.51E-07	3.10E-09	1.10E-09	0.00E+00	1.30E-08	ND
ADP-fossil	MJ	2.97E+01	2.84E+01	7.02E-01	8.30E-02	0.00E+00	5.12E-01	ND
ADP-minerals & metals = Abiotic depletion potential for non-fossil resources ADP-fossil = Abiotic depletion for fossil resources potential								
WDP	m ³ eq. depr.	3.12E-01	2.68E-01	1.10E-03	2.61E-03	0.00E+00	4.00E-02	ND
WDP = Water Deprivation potential								

STATUS	SECURITY LEVEL	REGISTRATION NUMBER	REV.	LANG.	PAGE
Approved	Public	ABBG-00899-V01.01-EN	1	en	6/12

Common base of mandatory indicators

Inventory flows indicator – Resource use indicators

Indicator	Unit	Total	Manu- facturing	Distribution	Installation	Use	End of life	Benefits
PERE	MJ	2.59E+00	1.40E+00	1.14E-03	1.19E+00	0.00E+00	5.46E-03	ND
PERM	MJ	0.00E+00	7.72E-01	0.00E+00	-7.72E-01	0.00E+00	0.00E+00	ND
PERT	MJ	2.18E+00	2.17E+00	1.14E-03	4.49E-04	0.00E+00	5.46E-03	ND
PENRE	MJ	3.46E+01	2.05E+01	7.02E-01	1.16E-01	0.00E+00	1.33E+01	ND
PENRM	MJ	0.00E+00	7.95E+00	0.00E+00	-3.27E-02	0.00E+00	-7.92E+00	ND
PENRT	MJ	2.98E+01	2.85E+01	7.02E-01	8.30E-02	0.00E+00	5.12E-01	ND

PERE = Use of renewable primary energy excluding renewable primary energy resources used as raw materials

PERM = Use of renewable primary energy resources used as raw materials

PERT = Total Use of renewable primary energy resources

PENRE = Use of non-renewable primary energy excluding non-renewable primary energy resources used as raw materials

PENRM = Use of non-renewable primary energy resources used as raw materials

PENRT = Total Use of non-renewable primary energy resources

Inventory flows indicator – Indicators describing the use of secondary materials, water, and energy resources

Indicator	Unit	Total	Manu- facturing	Distribution	Installation	Use	End of life	Benefits
SM	kg	3.95E-02	3.94E-02	5.15E-07	5.78E-07	0.00E+00	2.80E-05	ND
RSF	MJ	1.66E-02	1.66E-02	4.73E-08	2.71E-07	0.00E+00	4.60E-06	ND
NRSF	MJ	0.00E+00	0.00E+00	0.00E+00	0.00E+00	0.00E+00	0.00E+00	ND
FW	m ³	8.55E-03	7.53E-03	2.63E-05	6.11E-05	0.00E+00	9.35E-04	ND

SM = Use of secondary material

RSF = Use of renewable secondary fuels

NRSF = Use of non-renewable secondary fuels

FW = Use of net fresh water

Inventory flows indicator – Waste category indicators

Indicator	Unit	Total	Manu- facturing	Distribution	Installation	Use	End of life	Benefits
Hazardous waste disposed	kg	5.48E-02	3.94E-02	2.17E-04	1.03E-03	0.00E+00	1.41E-02	ND
Non- hazardous waste disposed	kg	1.52E+00	1.05E+00	5.48E-03	7.16E-02	0.00E+00	3.92E-01	ND
Radioactive waste disposed	kg	3.21E-05	3.20E-05	2.48E-08	6.92E-09	0.00E+00	7.25E-08	ND

STATUS	SECURITY LEVEL	REGISTRATION NUMBER	REV.	LANG.	PAGE
Approved	Public	ABBG-00899-V01.01-EN	1	en	7/12

Common base of mandatory indicators

Inventory flows indicator – Output flow indicators

Indicator	Unit	Total	Manu- facturing	Distribution	Installation	Use	End of life	Benefits
Components for re-use	kg	0.00E+00	0.00E+00	0.00E+00	0.00E+00	0.00E+00	0.00E+00	ND
Materials for recycling	kg	8.80E-03	7.20E-03	1.93E-08	4.90E-09	0.00E+00	1.61E-03	ND
Materials for energy recovery	kg	3.59E-06	3.57E-06	7.87E-10	1.30E-09	0.00E+00	1.61E-08	ND
Exported energy	MJ	1.12E-02	9.51E-03	9.38E-06	7.24E-06	0.00E+00	1.63E-03	ND

Inventory flow indicator – other indicators

Indicator	Unit	Total	Manu- facturing	Distribution	Installation	Use	End of life	Benefits
Biogenic carbon content of the product	kg of C	0.00E+00	0.00E+00	0.00E+00	0.00E+00	0.00E+00	0.00E+00	ND
Biogenic carbon content of the associated packaging	kg of C	0.00E+00	3.26E-02	0.00E+00	-3.26E-02	0.00E+00	0.00E+00	ND

STATUS	SECURITY LEVEL	REGISTRATION NUMBER	REV.	LANG.	PAGE
Approved	Public	ABBG-00899-V01.01-EN	1	en	8/12

Optional indicators

Environmental indicators

Indicator	Unit	Total	Manu- facturing	Distribution	Installation	Use	End of life	Benefits
Total use of primary energy during the life cycle	MJ	3.72E+01	2.19E+01	7.04E-01	1.30E+00	0.00E+00	1.33E+01	ND
Emissions of fine particles	incidence of diseases	5.22E-08	4.47E-08	4.00E-09	5.29E-10	0.00E+00	2.91E-09	ND
Ionizing radiation, human health	kBq U235 eq.	9.63E-02	9.61E-02	4.80E-05	1.15E-05	0.00E+00	1.14E-04	ND
Ecotoxicity (fresh water)	CTUe	1.82E+01	1.46E+01	9.74E-02	1.86E-01	0.00E+00	3.33E+00	ND
Human toxicity, carcinogenic effects	CTUh	2.77E-06	2.77E-06	4.27E-12	6.89E-12	0.00E+00	9.73E-11	ND
Human toxicity, non-carcinogenic effects	CTUh	1.05E-08	7.14E-09	4.36E-10	2.42E-10	0.00E+00	2.70E-09	ND
Impact related to land use/soil quality		1.09E+01	1.09E+01	2.81E-03	1.66E-03	0.00E+00	2.15E-02	ND

Other indicators

Indicator	Unit	Total	Manu- facturing	Distribution	Installation	Use	End of life	Benefits
No Other indicators used								

STATUS	SECURITY LEVEL	REGISTRATION NUMBER	REV.	LANG.	PAGE
Approved	Public	ABBG-00899-V01.01-EN	1	en	9/12

Extrapolation Factors

To estimate impact results across the entire product family, extrapolation factors were identified using a linear interpolation. Extrapolation of impact results was done using the parameters of either product weight, packaging weight, or the total weight of the product and its packaging depending on the life cycle phase for which results were estimated.

Overview of representative products and parameters

Product Family	Reference product for which PEP results are reported	Parameter Manufacturing and End-of-Life	Parameter Distribution	Parameter Installation
PVC Boxes	E987NR	Product Weight	Total Weight	Packaging Weight

An overview of selected models and reference nominal parameters is reported below.

List of reference parameters for extrapolation

Product	Product Weight (kg)	Packaging Weight (kg)	Total Weight (kg)
E1212C24	2.2391	0.6436	2.8827
E1212L24	1.0895	0.3218	1.4113
E88C24	2.2400	0.3294	2.5694
E987N	0.3503	0.0553	0.4056
E987N-3-HD	0.3543	0.0889	0.4432
E987N-CAR	0.3543	0.0889	0.4432
E987NR	0.3543	0.0889	0.4432
E987NRL	0.3543	0.0889	0.4432
E987NR-V2	0.3543	0.0889	0.4432
E987NX	0.0686	0.0444	0.1130
E989NNJ	0.2295	0.0505	0.2800
E989NNJ-5-HD	0.2295	0.0534	0.2829
E989NNJ-CAR	0.2295	0.0505	0.2800
E989NNJ-V2-CAR	0.2295	0.0505	0.2800
E989NNR	0.4590	0.1009	0.5599
FX034003	0.2295	0.0505	0.2800

For the investigated category the equation linking impacts among products is defined as:

$$y = ax + b$$

Where:

y is the generic environmental impact category

x in the nominal value of reference parameter

a and b are coefficients computed starting from the assumption about the existence of linear dependency between impacts and product features

The table below provides the a and b values needed to determine the y value for each product in the product family. For example, to find the Climate change – Total value of Distribution for product E1212C24, one would calculate the following:

$$y = (1.20E-01 \times 2.8827) + (7.25E-08)$$

Where the result is 3.46E-01 kg CO₂ eq.

	Units	Manufacturing		Distribution		Installation		Use	End of life	
		a	b	a	b	a	b	N/A	a	b
Climate change - Total	kg CO2 eq	9.90E-01	1.58E-02	1.20E-01	7.25E-08	1.63E+00	3.32E-04	0.00E+00	2.44E+00	-1.36E-03
Climate change - Fossil	kg CO2 eq	1.24E+00	8.13E-03	1.20E-01	7.27E-08	1.29E-01	-2.18E-07	0.00E+00	2.43E+00	-1.36E-03
Climate change - Biogenic	kg CO2 eq	-2.57E-01	7.64E-03	1.54E-05	9.31E-12	1.50E+00	3.32E-04	0.00E+00	2.44E-04	3.64E-06
Climate change - Land use and LU change	kg CO2 eq	2.77E-03	4.33E-05	4.03E-06	2.44E-12	5.78E-06	1.07E-08	0.00E+00	1.33E-05	8.41E-09
Ozone Depletion	kg CFC11 eq	1.22E-08	1.01E-09	1.80E-09	1.09E-15	1.42E-09	7.33E-13	0.00E+00	1.95E-09	-3.92E-13
Acidification Potential	mol H+ eq	9.86E-03	8.74E-05	1.69E-04	-1.35E-11	3.09E-04	2.95E-07	0.00E+00	6.19E-04	-2.63E-07
Eutrophication, freshwater	kg P eq	6.91E-05	3.45E-07	2.99E-07	1.88E-13	3.45E-07	3.71E-10	0.00E+00	6.47E-07	-2.36E-10
Eutrophication, marine	kg N eq	2.08E-03	1.63E-05	3.49E-05	-8.13E-12	1.18E-04	1.11E-07	0.00E+00	2.70E-04	-1.28E-07
Eutrophication, terrestrial	mol N eq	2.19E-02	1.65E-04	3.83E-04	-9.18E-11	1.24E-03	1.09E-06	0.00E+00	2.79E-03	-1.31E-06
Photochemical ozone formation	kg eq. NMVOC	6.50E-03	4.66E-05	2.72E-04	8.40E-11	4.20E-04	2.82E-07	0.00E+00	8.05E-04	-3.16E-07
ADP - minerals & metals	kg Sb eq	6.73E-07	1.40E-08	7.33E-09	4.62E-15	1.40E-08	2.75E-11	0.00E+00	3.68E-08	-1.82E-11
ADP - fossil	MJ	6.49E+01	6.21E-01	1.66E+00	1.01E-06	1.19E+00	2.56E-04	0.00E+00	1.45E+00	-1.64E-04
Water Deprivation potential	m3 depriv.	5.56E-01	1.19E-02	2.61E-03	1.62E-09	2.98E-02	1.10E-04	0.00E+00	1.13E-01	-6.46E-05
Emission of fine particles	disease inc.	9.94E-08	9.54E-10	9.45E-09	5.94E-15	7.62E-09	1.27E-12	0.00E+00	8.22E-09	1.05E-13
Ionizing radiation, human health	kBq U-235 eq	1.86E-01	7.92E-03	1.13E-04	6.86E-11	1.46E-04	2.79E-07	0.00E+00	3.23E-04	-1.40E-07
Ecotoxicity (fresh water)	CTUe	3.20E+01	4.35E-01	2.30E-01	1.43E-07	2.04E+00	8.76E-03	0.00E+00	9.44E+00	-5.09E-03
Human toxicity, carcinogenic effects	CTUh	6.42E-06	6.75E-08	1.01E-11	5.85E-18	8.74E-11	1.71E-13	0.00E+00	2.75E-10	-1.45E-13
Human toxicity, non-carcinogenic effects	CTUh	1.54E-08	1.71E-10	1.03E-09	6.52E-16	3.26E-09	3.47E-12	0.00E+00	7.64E-09	-4.01E-12
Impacts related to land use/soil quality	Pt	3.64E+01	-1.14E+00	6.64E-03	4.17E-09	2.06E-02	4.80E-05	0.00E+00	6.04E-02	2.73E-05
Use of renewable primary energy, excluding renewable energy resources used as raw materials	MJ	4.96E+00	-2.63E-01	2.70E-03	1.63E-09	1.71E+01	2.46E-03	0.00E+00	1.54E-02	-7.76E-06
Use of renewable primary energy resources used as raw materials	MJ	1.61E+00	-2.25E-02	0.00E+00	0.00E+00	-7.71E+00	-4.34E-02	0.00E+00	0.00E+00	0.00E+00

	Units	Manufacturing		Distribution		Installation		Use	End of life	
Total use of renewable primary energy resources (primary energy and primary energy resources used as raw materials)	MJ	6.57E+00	-2.85E-01	2.70E-03	1.63E-09	5.46E-03	1.43E-05	0.00E+00	1.54E-02	-7.76E-06
Use of non-renewable primary energy, excluding non-renewable primary energy resources used as raw materials	MJ	4.69E+01	3.98E-01	1.66E+00	1.01E-06	1.70E+00	-4.92E-04	0.00E+00	3.76E+01	-2.11E-02
Use of non-renewable primary energy resources as raw materials	MJ	1.80E+01	2.23E-01	0.00E+00	0.00E+00	-5.10E-01	7.48E-04	0.00E+00	-2.25E+01	-1.02E-01
Total use of non-renewable primary energy resources (primary energy and primary energy resources used as raw materials)	MJ	6.50E+01	6.21E-01	1.66E+00	1.01E-06	1.19E+00	2.56E-04	0.00E+00	1.45E+00	-1.63E-04
Use of secondary materials	MJ	6.20E-02	1.35E-03	1.22E-06	7.61E-13	7.33E-06	1.42E-08	0.00E+00	6.69E-05	2.14E-06
Use of renewable secondary fuels	MJ	4.62E-02	-6.08E-04	1.12E-07	7.05E-14	2.97E-06	1.30E-08	0.00E+00	1.30E-05	-7.49E-09
Use of non-renewable secondary fuels	MJ	0.00E+00	0.00E+00	0.00E+00	0.00E+00	0.00E+00	0.00E+00	0.00E+00	0.00E+00	0.00E+00
Net freshwater use	m ³	1.51E-02	4.65E-04	6.22E-05	3.87E-11	6.96E-04	2.58E-06	0.00E+00	2.65E-03	-1.51E-06
Hazardous waste disposed	kg	9.03E-02	5.03E-04	5.13E-04	3.24E-10	1.25E-02	3.36E-05	0.00E+00	4.00E-02	-2.29E-05
Non-hazardous waste disposed	kg	2.38E+00	1.34E-02	1.30E-02	8.13E-09	1.04E+00	6.19E-05	0.00E+00	1.11E+00	3.37E-04
Radioactive waste disposed	kg	7.18E-05	4.66E-07	5.86E-08	3.54E-14	8.66E-08	1.89E-10	0.00E+00	2.05E-07	-9.45E-11
Components for re-use	kg	0.00E+00	0.00E+00	0.00E+00	0.00E+00	0.00E+00	0.00E+00	0.00E+00	0.00E+00	0.00E+00
Material for recycling	kg	1.09E-02	3.72E-04	4.56E-08	2.87E-14	6.36E-08	1.03E-10	0.00E+00	2.99E-03	2.73E-04
Materials for energy recovery	kg	1.01E-05	-8.85E-08	1.86E-09	1.16E-15	1.69E-08	2.73E-11	0.00E+00	4.57E-08	-2.49E-11
Exported energy	MJ by energy vector	2.12E-02	1.54E-04	2.22E-05	1.33E-11	9.14E-05	1.86E-07	0.00E+00	3.12E-03	2.61E-04
Biogenic carbon content of product	kg of C	0.00E+00	0.00E+00	0.00E+00	0.00E+00	0.00E+00	0.00E+00	0.00E+00	0.00E+00	0.00E+00
Biogenic carbon content of packaging	kg of C	8.31E-02	-1.60E-03	0.00E+00	0.00E+00	-4.07E-01	-6.32E-04	0.00E+00	0.00E+00	0.00E+00

Environmental Impact Indicator Glossary


Impact indicators

Indicator	Description	Distribution
Global warming potential (GWP) - total	Indicator of potential global warming caused by emissions to air contributing to the greenhouse effect. The total global warming potential (GWP-total) is the sum of three sub-categories of climate change. GWP-total = GWP-fossil + GWP-biogenic + GWP- land use and land use change	kg CO ₂ eq.
Ozone depletion (ODP)	Emissions to air that contribute to the destruction of the stratospheric ozone layer	kg CFC-11 eq.
Acidification of soil and water (A)	Acidification of soils and water caused by the release of certain gases to the atmosphere, such as nitrogen oxides and sulphur oxides	H+ eq.
Eutrophication (E)	Indicator of the contribution to eutrophication of water by the enrichment of the aquatic ecosystem with nutritional elements, e.g. industrial or domestic effluents, agriculture, etc. This indicator is divided to three: freshwater, marine and terrestrial.	kg P eq., kg N eq., mole N eq.
Photochemical ozone creation (POCP)	Indicator of emissions of gases that affect the creation of photochemical ozone in the lower atmosphere (smog) because of the rays of the sun.	kg NMVOC eq.
Depletion of abiotic resources – elements (ADPe)	Indicator of the depletion of natural non-fossil resources	kg Sb eq.
Depletion of abiotic resources – fossil fuels (ADPf)	The use of non-renewable fossil resources in an unsustainable way (e.g. from material to waste)	MJ (lower heating value)
Water Deprivation potential (WDP)	Deprivation-weighted water consumption. Assesses the potential of water deprivation, to either humans or ecosystems, building on the assumption that the less water remaining available per area, the more likely another user will be deprived.	m ³ eq. depr.

Resource use indicators

Indicator	Description	Distribution
Total use of primary energy	Total use of non-renewable primary energy resources (primary energy and primary energy resources used as raw materials) + Total use of renewable primary energy re-sources (primary energy and primary energy resources used as raw materials)	MJ (lower heating value)

STATUS	SECURITY LEVEL	REGISTRATION NUMBER	REV.	LANG.	PAGE
Approved	Public	ABBG-00899-V01.01-EN	1	en	11/12

Registration number: ABBG-00899-V01.01-EN	Drafting Rules: PCR-4-ed4-EN-2021 09 06
	Supplemented by: PSR-0003-ed2.1-EN-2023 12 08
Verifier accreditation number: VH43	Information and reference documents: www.pep-ecopassport.org
Date of issue: 06-2025	Validity period: 5 years
Independent verification of the declaration and data, in compliance with ISO 14025: 2006	
Internal: <input type="radio"/> External: <input checked="" type="radio"/>	
The PCR review was conducted by a panel of experts chaired by Julie ORGELET (DDemain)	
PEP are compliant with XP C08-100-1 :2016 or EN 50693:2019 or NE E38-500 :2022 The components of the present PEP may not be compared with elements from any other program.	
Document in compliance with ISO 14025: 2006 "Environmental labels and declarations. Type III environmental declarations"	
	

STATUS	SECURITY LEVEL	REGISTRATION NUMBER	REV.	LANG.	PAGE
Approved	Public	ABBG-00899-V01.01-EN	1	en	12/12